

राज्य स्तरीय बैंकर्स समिति STATE LEVEL BANKERS' COMMITTEE

उत्तराखण्ड / UTTARAKHAND



समीक्षा 31 मार्च 2020 त्रैमास तक
(73वीं विशेष बैठक में दिनांक 17.06.2020)



संयोजक



भारतीय स्टेट बैंक

राज्य स्तरीय बैंकर्स समिति

प्रशासनिक कार्यालय

1, न्यू कैण्ट रोड, देहरादून

दूरभाष : 2742555, 2716065, 67

फैक्स : 0135-2742200

Website : <http://www.slbcuttarakhand.com>

Toll Free No.: 1800-180-4167

राज्य स्तरीय बैंकर्स समिति, उत्तराखण्ड
माह मार्च 2020 तक के आँकड़ों का विवरण

क्रम सं.	कार्यसूची का विवरण			पेज संख्या
भाग - अ - कार्य पालक सारांश				
1	उत्तराखण्ड राज्य की एक झलक			5
2	मूल संकेतक			7
3	वार्षिक ऋण योजना 2019-20			9
4	ऋण : जमा अनुपात तुलनात्मक विवरण			10
5	जिलावार ऋण : जमा अनुपात			11
6	केंद्रीय सरकार एवं राज्य सरकार के महत्वपूर्ण परिपत्र			15
भाग - ब - आँकड़ों का विवरण				
7	ऋण : जमा अनुपात -	एसएलबीसी	1	59
8	प्राथमिक क्षेत्र	एसएलबीसी	2	62
9	वार्षिक ऋण योजना (प्राथमिक क्षेत्र)	एसएलबीसी	3	67
10	वार्षिक ऋण योजना (गैर प्राथमिक क्षेत्र)	एसएलबीसी	4	69
11	किसान क्रेडिट कार्ड योजना	एसएलबीसी	5	70
12	कृषि ऋणों के प्रवाह को दोगुना करने हेतु प्रगति	एसएलबीसी	6	71
13	प्रधानमंत्री रोजगार सृजन कार्यक्रम	एसएलबीसी	7	72
14	प्रधानमंत्री रोजगार सृजन कार्यक्रम के क्रियाकलाप	एसएलबीसी	8	80
15	वीर चन्द्र सिंह गढ़वाली पर्यटन स्वरोजगार योजना	एसएलबीसी	9	81
16	वीर चन्द्र सिंह गढ़वाली पर्यटन स्वरोजगार योजना के क्रियाकलाप	एसएलबीसी	10	84
17	दीन दयाल उपाध्याय होम स्टे योजना	एसएलबीसी	11	86
18	ज्वाइंट लायबिलिटी ग्रुप	एसएलबीसी	12	87
20	डी.आई.आर. एड्वान्सेज	एसएलबीसी	13	88
21	एड्वान्सेज टू हैण्डलूम वीवर (मुद्रा के अंतर्गत)	एसएलबीसी	14	89
22	स्पेशल कम्पोनेंट योजना की प्रगति	एसएलबीसी	15	90
23	नेशनल अर्बन लाइवलीहुड मिशन योजना की प्रगति (NULM)	एसएलबीसी	16,17(i)&(ii)	94
24	नेशनल रूरल लाइवलीहुड मिशन योजना की प्रगति (NRLM)	एसएलबीसी	18	96
25	हॉर्टिकल्चर फाइनेंसिंग	एसएलबीसी	19	97
26	के.वी.आई.सी. / के.वी.आई.बी. (ब्याज में सब्सिडी) की प्रगति	एसएलबीसी	20	98
27	बीमा योजना केसीसी / फ़सली ऋण	एसएलबीसी	21	99

28	प्रधानमंत्री फसल बीमा योजना	एसएलबीसी	22	100
29	राष्ट्रीय कृषि बीमा योजना	एसएलबीसी	23	101
30	स्वयं सहायता समूह - बैंक लिंकेज प्रगति	एसएलबीसी	24	102
31	गृह ऋण - सभी योजनाओं की प्रगति	एसएलबीसी	25	103
32	क्रेडिट गारंटी फण्ड ट्रस्ट ऑफ इंडिया - बैंकवार प्रगति	एसएलबीसी	26	105
33	सूक्ष्म, लघु एवं मध्यम इकाइयों को ऋण वितरण	एसएलबीसी	27	106
34	प्रधानमंत्री मुद्रा योजना के अंतर्गत प्रगति विवरण	एसएलबीसी	28	108
35	रुग्ण इकाई - लघु उद्योग की स्थिति	एसएलबीसी	29	112
36	एन.पी.ए ऋणों का विवरण	एसएलबीसी	30	113
37	राइटऑफ का बैंकवार खण्डवार विवरण	एसएलबीसी	31	118
38	फोरेक्स बिज़नेस	एसएलबीसी	32	119
39	एनआरआई जमा का विवरण	एसएलबीसी	33	120
40	महिला लाभार्थियों को ऋण वितरण की स्थिति	एसएलबीसी	34	121
41	अल्प संख्यक समुदायों को बैंक ऋण प्रवाह	एसएलबीसी	35	122
42	वीवर क्रेडिट कार्ड	एसएलबीसी	36	124
43	सरकारी ऋण योजनाओं में वसूली की स्थिति	एसएलबीसी	37	125
44	प्राथमिक क्षेत्रों में बकाया पर वसूली की स्थिति	एसएलबीसी	38	127
45	लंबित वसूली प्रमाण पत्रों की स्थिति	एसएलबीसी	39	129
46	शिक्षा ऋण की स्थिति	एसएलबीसी	40	131
47	टेक्नोलॉजी बेस्ड इन्फॉर्मेशन	एसएलबीसी	41	132
48	जमा खातों का सेगमेंटवाइज विवरण	एसएलबीसी	42	134
49	बचत एवं चालू खातों की संख्या और एटीएम डेबिट कार्ड एवं रु-पे कार्ड की संख्या	एसएलबीसी	43	135
49	स्टैंड अप इंडिया ऋण	एसएलबीसी	44	136
50	अनुसूचित जाति - अनुसूचित जनजाति के ऋणों का विवरण	एसएलबीसी	45	137
51	डी.ई.डी.एस.(नाबार्ड)	एसएलबीसी	46	138
52	कृषि आवधिक ऋण क्षेत्र का संवितरण सैक्टर-वार	एसएलबीसी	47	139
53	प्रधानमंत्री आवास योजना	एसएलबीसी	48	140

भाग – “अ”
कार्यपालक सारांश

उत्तराखण्ड राज्य की एक झलक (Uttarakhand - At a glance)



राज्य	— देश का सत्ताईसवां राज्य
राज्य का गठन	— 9 नवम्बर, 2000
कुल क्षेत्रफल	— 53,484 वर्ग कि.मी.
कुल वन क्षेत्रफल	— 34,651 वर्ग कि.मी.
राजधानी	— देहरादून (अस्थाई)
सीमाएं	— अन्तर्राष्ट्रीय — चीन, नेपाल राष्ट्रीय — उत्तर प्रदेश, हिमाचल प्रदेश
कुल जिले	— 13
उच्च न्यायालय	— नैनीताल
प्रति व्यक्ति आय	— ₹ 64,486/- से अधिक/राष्ट्रीय औसत (₹ 54,527/-)
आय के प्रमुख स्रोत	— वन संपदा, जल संसाधन, जड़ी-बूटी, पर्यटन, तीर्थाटन, खनिज संपदा आदि।
प्रमुख खनिज	— चूना, पत्थर, मैग्नेसाइट, जिप्सम आदि।
प्रमुख फसलें	— धान, गेहूं, जौ, मंडुआ, जंगोरा, मक्का आदि।
प्रमुख फल	— सेब, लीची, पुलम, नाशपाती, माल्टा आदि।
प्रमुख नदियां	— भागीरथी, अलकनन्दा (गंगा), मन्दाकिनी, पिंडारी, टोन्स, यमुना, काली, नयार, भिलंगना, सरयू, रामगंगा आदि।
प्रमुख पर्यटक एवं ऐतिहासिक स्थल	— नैनीताल, मसूरी, पौड़ी, अल्मोड़ा, रानीखेत, खिसू, चम्पावत, दयारा, औली, खतलिंग ग्लेशियर, वेदिनी बुग्याल, फूलों की घाटी, लैंसडॉउन, लाखामण्डल, पातालभुवनेश्वर, गंगोलीहाट, जौलजीवी, पूर्णागिरी, चितई, कटारमल, कौसानी, जागेश्वर, द्वाराहाट, सोमेश्वर, बैजनाथ, पिण्डारी ग्लेशियर, नानकमत्ता साहिब, टिहरी आदि।
प्रमुख धार्मिक तीर्थस्थल	— बदरीनाथ, केदारनाथ, गंगोत्री, यमुनोत्री, पंचकेदार, पंचबदरी, पंचप्रयाग, हरिद्वार, ऋषिकेश, हेमकुण्ड साहिब, पूर्णागिरी, चितई, कलियर शरीफ, नानकमत्ता साहिब, रीठा साहिब आदि।
प्रमुख लोकगीत एवं लोकनृत्य	— झुमैला, थड्या, चौफला, रासौ, पण्डवाणा, तांदी, भडगीत, जागर, चांचरी, छपेली, पांडव, झोडा, छोलिया आदि।
त्योहार	— विश्व प्रसिद्ध कुंभ मेला/अर्द्ध कुंभ मेला हरिद्वार में क्रमशः 12 वर्ष तथा 6 वर्ष के अन्तराल पर लगता है। इसके अतिरिक्त पिरान कलियर (रूड़की), देवीधुरी (चम्पावत), पूर्णागिरी मेला (चम्पावत), नन्दादेवी मेला (अल्मोड़ा), गौचर मेला (चमोली), बैसाखी (उत्तरकाशी), झण्डा मेला (देहरादून), उत्तराणी मेला (बागेश्वर), विशु मेला (जौनसार भाबर), माघ मेला, उत्तरकाशी, प्रति 12 वर्ष में आयोजित होने वाला विश्व की सबसे लम्बी पैदल धार्मिक



यात्रा नन्दादेवी राजजात यात्रा सहित कई स्थलों पर धार्मिक एवं सांस्कृतिक पृष्ठभूमि के स्थानीय मेलों व उत्सवों का आयोजन धूम-धाम से वर्ष भर होता रहता है।

मौसम

- ग्रीष्म काल — मार्च से जून मध्य
- वर्षा काल — मध्य जून से मध्य सितम्बर
- शीत काल — मध्य सितम्बर से फरवरी तक।

राज्य पुष्प

- ब्रह्म कमल (*Saussurea obvallata*)

राज्य वन्य पशु

- कस्तूरी मृग (*Moschus chrysogaster*)

राज्य वृक्ष

- बुरांस (*Rhododendron arboreum*)

राज्य पक्षी

- मोनाल (*Lophoorus impejanus*)

उत्तराखण्ड की जनसंख्या (2011 की जनगणनानुसार)

कुल जनसंख्या	—	1,01,16,752
पुरुष	—	51,54,178
महिलाएं	—	49,62,574
लिंग अनुपात	—	964:1000 (महिला : पुरुष)
जनसंख्या घनत्व	—	189 प्रति वर्ग किमी.
साक्षरता प्रतिशत	—	80%

प्रशासनिक इकाई

मण्डल	02
जिले	13
तहसील	110
विकासखण्ड	95
न्याय पंचायत	670
ग्राम सभा	7955
नगर	116
राजस्व ग्राम	16,793
आबाद ग्राम	15,745
कृषि भूमि	6.90 लाख हेक्टेयर
सड़क मार्ग	44177 कि०मी०
अस्पताल	3,406
स्कूल	23,991

KEY INDICATORS
ALL SCHEDULED COMMERCIAL BANK
INCLUDING RRBs IN UTTARAKHAND STATE
AS ON MAR , 2020

₹ In Crores

SL.No.	PARTICULARS	AS ON MARCH 2017	AS ON MARCH 2018	AS ON MAR 2019	AS ON MAR 2020	RBI B.MARKS
1.	DEPOSITS @	109263	116457	129251	141234	
	*	17800	7194	12794	11983	
	**	19.46	6.58	10.99	9.27	
2.	ADVANCES INCLUDING INVESTMENT	61780	64769	75465	75813	
3.	CREDIT-INVESTMENT TO DEPOSIT RATIO	56.54	55.62	58.39	53.68	
4.	ADVANCES (WITHIN STATE) (CS)	45594	51423	59694	62397	
	ADVANCES (FROM OUTSIDE STATE) (CU)	9741	9355	10818	10501	
	RIDF	5216	5963	6729	7393	
	TOTAL ADVANCES (CS+CU+RIDF)	60551	66740	77242	80291	
	*	6387	6189	10502	3049	
	**	11.79	10.22	15.74	3.95	
5.	C.D. RATIO (%): WHOLE STATE	55.42	57.31	59.76	56.85	60%
	RURAL	58.00	69.00	68.00	63.00	
	SEMI- URBAN	53.00	50.00	55.00	53.00	
	URBAN	55.00	54.00	57.00	55.00	
6.	PRIORITY SECTOR ADVANCES (PSA)	28600	30826	35168	31874	
7.	SHARE OF PSA IN TOTAL ADVANCES (%)	62.73	59.95	58.91	51.08	40%
8.	AGRICULTURE ADVANCES	10968	11081	11316	10686	
9.	SHARE OF AGRICULTURE ADV. IN TOTAL ADV. (%)	24.06	21.55	18.96	17.13	18%
10.	MICRO & SMALL ENTERPRISES(MSE) ADV.	11691	12618	16304	14675	
11.	SHARE OF MSE ADV. IN TOTAL ADV. (%)	25.64	24.54	27.31	23.52	
12.	ADVANCES TO WEAKER SECTION	8767	9310	9077	7767	
13.	SHARE OF WEAKER SECTION ADV. IN TOTAL ADV.(%)	19.23	18.10	15.21	12.45	10%
14.	DIR ADVANCES	78.15	82.36	18.19	6.63	
15.	SHARE OF DRI ADV. IN TOTAL ADV. (%)	0.17	0.16	0.03	0.01	1%
16.	ADVANCES TO WOMEN	2742	3348	4421	4810	
17.	SHARE OF WOMEN ADV. IN TOTAL ADV. (%)	6.01	6.51	7.41	7.71	5%
18.	ADVANCES TO MINORITIES	7128	4917	5635	6734	
19.	SHARE OF MINORITIES ADV. IN TOTAL ADV. (%)	15.63	9.56	9.44	10.79	
20.	BRANCH NETWORK(In Nos.)					
	A. RURAL	1116	1127	1133	1144	
	B. SEMI URBAN	654	606	609	593	
	C. URBAN/METRO	499	572	609	629	
	TOTAL NUMBER OF BRANCHES	2269	2305	2351	2366	

* GROWTH DURING THE YEAR

** % GROWTH DURING THE YEAR

CS CREDIT AS PER PLACE OF SANCTION

@

Contd....

TECHNOLOGY BASED INITIATIVES

(Progress made during the quarter)

Bank led Direct interventions			Bank led indirect interventions		
1.	Online deposit facility of Govt. Taxes in Cyber Treasury.	All Branches of Major Banks	1.	No. of new Business correspondents appointed	0
2.	No. of new exclusive micro finance branches opened.	NIL	2.	No. of new Point of Sale (POS) machines installed (includes swapping machine of debit / credit cards)	1231
				Total POS machine installed	18409
3.	No. of new ATMs opened	0	3.	No. of new Kiosks opened	0

Issues identified for follow ups:

i) LEAD BANK SCHEME :

In view of the roll out of the Direct Benefit Transfer (DBT) in all districts of the state wef. 1st January 2015, LDMs to ensure that Aadhar details received from the District Administration / Concerned Department must be seeded in beneficiary bank accounts promptly by concerned banks without delay and uploaded on the NPCI Mapper on regular basis.

ii) BANKS:

a) Out of 2149 SSAs, as per Jan Dh an Darshak App 2148 SSAs has been covered for Banking Facilities through Bank Branches/ B.C /Indian Post Payment Banks .Remaining 1 SSA allotted to India Post Payment Bank. We have advised to IPPB to roll out the Post Offices into IPPB.

iii) INSTALLATION OF V-SAT / ALTERNATE MODE OF CONNECTIVITY

Out of 1181 SSAs, where there is a connectivity problem banks are providing banking facilities through alternate mode of connectivity in 596 SSAs. In the remaining 585 SSAs banks are required to install V-SATs. In 585 SSAs banks have placed Orders for installation of VSATs, out of which 570 V-SATs have been installed & 14 SSAs have been covered by Indian Postal Bank till 31.03.2020. Remaining Position of Pending SSAs is 01.

iv) STATE GOVERNMENT DEPARTMENTS:

Government of Uttarakhand has introduced a software for "Online Creation of Charge on Land Records" as security of agricultural loans given by banks. Commissioner and Secretary, Revenue Council, Uttarakhand has advised all Tehsils are functioning on <http://bhulekh.uk.gov.in> for real time.

Government of Uttarakhand issued a Notification for online filling of recovery certificate by notification No. XVII(1)/2018-07(37)/2015 dated 23 May 2018 for online creation of Charges on land Record. Now it is functional in all districts of Uttarakhand State

वार्षिक ऋण योजना 2019-20
ANNUAL CREDIT PLAN 2019-20
(SLBC-3)

Funds to the order of ₹ 18,29,356 Lacs had been deployed against the outlay of ₹ 22,01,128 Lacs, representing of achievement of 83 % of A.C.P.

Outlay (2019-20)	₹ 22,01,128 Lacs
Achievement	₹ 18,29,356 Lacs
%age Achievement	83 %

Sector-wise credit deployment in A.C.P. 2019 -20 is being explained in the following table. The Bank -wise/District-wise A.C.P. targets for 2019 -20 and their achievements upto Mar, 2020 are placed at SLBC-3.

SECTORIAL PROFILE OF CREDIT DEPLOYMENT (2019-20)

(₹ In Lacs)

Sector	Outlay	Achievement	Percentage
Crop Loan (a)	6,80,640	4,92,014	72%
Term Loan (b)	3,57,865	3,17,341	89%
Farm Sector (a)+(b)	10,38,505	8,09,355	78%
Non-Farm Sector	8,03,149	8,37,250	104%
Other Priority Sector	3,59,474	1,82,750	51%
Total	22,01,128	18,29,356	83%

ऋण - ज़मा अनुपात का तुलनात्मक विवरण
COMPARATIVE STATEMENT OF C:D RATIO

SL.No	NAME OF THE BANK	NO. OF BRANCHES	CD RATIO MARCH 17	CD RATIO MARCH 18	CD RATIO MARCH 19	CD RATIO MARCH 20
1	State Bank of India	431	48	48	50	48
2	Punjab National Bank	245	42	47	51	50
3	Bank of Baroda	155	50	53	55	49
4	Oriental Bank of Comm.	76	46	47	47	48
5	Union Bank of India	85	46	51	36	32
6	Canara Bank	84	54	50	53	52
7	Central Bank of India	42	27	30	29	29
8	Punjab & Sind Bank	44	43	51	55	45
9	Allahabad Bank	41	46	46	45	39
10	UCO Bank	57	41	42	41	41
11	Indian Overseas Bank	45	50	45	41	39
12	Bank of India	35	65	83	114	60
13	Syndicate Bank	60	37	61	46	52
14	Corporation Bank	26	73	75	63	51
15	Andhra bank	15	64	79	57	65
16	Indian Bank	12	24	75	143	121
17	United Bank of India	8	57	67	71	80
18	Bank of Maharashtra	5	39	41	39	43
19	Uttarakhand G.B (+1)	287	48	47	46	44
20	Co-operative Bank	289	62	59	64	59
	(+17) Private Banks	324	74	78	73	72
	(38 Banks) TOTAL	2366	51	52	55	52

RIDF not included

जिलावार ऋण - जमा अनुपात

DISTRICT WISE C. D. RATIO

As on 31.03.2020

(Rs. In Crores)

Sl. No.	Districts	No. of Branches	All Banks		
			Deposit	*Advances	CD Ratio
1	DEHRADUN	583	55458	20820	38
2	UTTARKASHI	64	2161	911	42
3	HARDWAR	283	20605	12252	59
4	TEHRI	134	5042	1305	26
5	PAURI	197	8489	1978	23
6	CHAMOLI	95	3485	929	27
7	RUDRAPRAYAG	55	2044	460	23
8	ALMORA	147	5715	1286	23
9	BAGESHWAR	52	1826	486	27
10	PITHORAGARH	107	4384	1416	32
11	CHAMPAWAT	60	2338	618	26
12	NAINITAL	256	15774	6532	41
13	U.S.NAGAR	333	13914	13402	96
Total (Calculation of C.D Ratio based on excluding Outside advance)		2366	141234	62397	44
RIDF				7393	
Sub Total		2366	141234	69790	49
OUTSIDE ADVANCE				10501	
Grand Total		2366	141234	80291	57

**केन्द्रीय सरकार
एवं
राज्य सरकार
के
महत्वपूर्ण परिपत्र**

प्रेषक,
दिलीप जावलकर,
सचिव,
उत्तराखण्ड शासन।

सेवा में,
मुख्य कार्यकारी अधिकारी,
उत्तराखण्ड पर्यटन विकास परिषद,
देहरादून।

पर्यटन अनुभाग

देहरादून दिनांक 13 दिसम्बर, 2019

विषय:-पं० दीनदयाल उपाध्याय गृह आवास (होम स्टे) विकास योजना, 2018 के अन्तर्गत लाभार्थियों द्वारा बैंकों से ऋण लिये जाने पर बैंक के पक्ष में पंजीकृत किये जाने वाले बन्धक-विलेख पर लाभार्थी द्वारा भुगतान किये जाने वाले प्रभार्य-शुल्क की धनराशि की प्रतिपूर्ति किये जाने के सम्बन्ध में।


महोदय,

उपर्युक्त विषयक आपके पत्र संख्या-193/2-7-129/2019-20, दिनांक 16 अगस्त, 2019 के संदर्भ में मुझे यह कहने का निदेश हुआ है कि प्रदेश में पर्यटन को बढ़ावा देने एवं पर्यटन गतिविधियों के माध्यम से स्वरोजगार के अधिकाधिक अवसरों के सृजन के उद्देश्य से शासन द्वारा यह निर्णय लिया गया है कि पं० दीनदयाल उपाध्याय गृह आवास (होम स्टे) विकास योजना में लाभार्थियों को बैंकों द्वारा तीस लाख रुपये की ऋण सीमा तक व्यवसायिक ऋण की स्वीकृति के सापेक्ष लाभार्थी की सम्पत्ति/भूमि को बैंक के पक्ष में बन्धक रखने हेतु निष्पादित किये जाने वाले पंजीकृत बन्धक विलेख पर लाभार्थी द्वारा भुगतान किये जाने वाले प्रभार्य-शुल्क की पूर्ण राशि की प्रतिपूर्ति पर्यटन विभाग द्वारा सब रजिस्ट्रार, स्टाम्प (Sub Registrar, Stamps) के कार्यालय से प्रभार्य-शुल्क के रूप में धनराशि जमा किये जाने की पुष्टि किये जाने तथा बैंक द्वारा बन्धक विलेख की प्रमाणित प्रति उपलब्ध कराये जाने के उपरान्त, की जायेगी।

2- उक्त सम्बन्ध में होने वाला व्यय वर्ष 2019-20 के अनुदान संख्या-26 के लेखाशीर्षक-3452-पर्यटन-80-सामान्य-104-संवर्धन तथा प्रचार-25-दीनदयाल उपाध्याय (होम स्टे) विकास योजना-25-लघु निर्माण कार्य मानक मद के नामे डाला जायेगा।

3- यह आदेश वित्त विभाग की अशासकीय संख्या-384/xxvii(2)/2019, दिनांक 04 दिसम्बर, 2019 में प्राप्त उनकी सहमति से निर्गत किये जा रहे हैं।

भवदीय,


(दिलीप जावलकर)
सचिव।

उत्तराखण्ड पर्यटन विकास परिषद्

निकट- ओ0एन0जी0सी0हैलीपैड


गढीकैन्ट, देहरादून- 248001

दूरभाष2559898-0135-फैक्स2559888-

पत्र सं० 4277 /2-7- 129/ 2019-20

सेवामें,

सहायक महाप्रबन्धक,
राज्य स्तरीय बैंकर्स समिति उत्तराखण्ड,
भातीय स्टेट बैंक आंचलिक कार्यालय,
1- न्यू कैंट रोड, देहरादून ।



दिनांक 18 दिसम्बर 2019

विषय:- पं० दीनदयाल गृह आवास (होम स्टे) विकास योजना 2018 के अन्तर्गत लामार्थियों द्वारा बैंकों से ऋण लिये जाने पर बैंक के पक्ष में पंजीकृत किये जाने वाले बन्धक बिलेख पर लामार्थी द्वारा भुगतान किये जाने वाले प्रभार्य शुल्क की धनराशि की प्रतिपूर्ति किये जाने के सम्बन्ध में ।

महोदय,

उपरोक्त विषयक कृपया शासनादेश संख्या- 2658/VI(1)/2019-03(05)/2015 दिनांक 13.12.2019 (छायाप्रति संलग्न) का अवलोकन करने का कष्ट करें। शासन द्वारा प्रदेश में पर्यटन को बढ़ावा देने एवं पर्यटन गतिविधियों के माध्यम से स्वरोजगार की अधिकाधिक अवसरों के सृजन के उद्देश्य से पं० दीनदयाल उपाध्याय गृह आवास (होम-स्टे) विकास योजना में लामार्थियों को बैंक द्वारा तीस लाख रु० की ऋण सीमा तक व्यवसायिक ऋण की स्वीकृति के सापेक्ष लामार्थी की सम्पत्ति/भूमि को बैंक के पक्ष में बन्धक रखने हेतु निष्पादित किये जाने वाले पंजीकृत बंधक बिलेख पर लामार्थी द्वारा भुगतान किये जाने वाले प्रभार्य शुल्क की पूर्ण राशि की प्रतिपूर्ति पर्यटन विभाग द्वारा सब रजिस्ट्रार, स्टाम्प (Sub Registrar, Stamps) के कार्यालय से प्रभार्य-शुल्क के रूप में धनराशि जमा किये जाने की पुष्टि किये जाने तथा बैंक द्वारा बंधक बिलेख की प्रमाणित प्रति उपलब्ध कराये जाने के उपरांत की जायेगी।

अतः अनुरोध है कि कृपया समस्त राज्य स्तरीय बैंकों को नियमावली से अवगत कराते हुये योजनान्तर्गत बैंकों को प्राप्त होने वाले आवेदन पत्रों पर ऋण निर्गत करने हेतु समयबद्ध कार्यवाही किये जाने के सम्बन्ध में निदेशित करने का कष्ट करें ।

संलग्नक- उपरोक्तानुसार ।

भवदीय,

(विवेक सिंह चौहान)

संयुक्त निदेशक पर्यटन ।

पु०प०सं० (1)/समदिनांकित,2019

प्रतिलिपि समस्त जिला पर्यटन विकास अधिकारी, उत्तराखण्ड को उपरोक्त वर्णित शासनादेश की छायाप्रति संलग्न करते हुये इस आशय से कि उक्तानुसार आवश्यक कार्यवाही करना सुनिश्चित करें ।

(विवेक सिंह चौहान)

संयुक्त निदेशक पर्यटन ।

उत्तराखण्ड शासन
पर्यटन अनुभाग
संख्या- 1877 /VI(1)/2019-03(05)/2015 टी0सी0
देहरादून: दिनांक 06 नवम्बर, 2019

अधिसूचना

राज्यपाल, उत्तराखण्ड पर्यटन विकास परिषद अधिनियम, 2001 (अधिनियम संख्या-12 वर्ष, 2001) की धारा 20 की उपधारा (1) के अधीन प्रदत्त शक्तियों का प्रयोग करते हुए, दीनदयाल उपाध्याय गृह आवास (होम-स्टे) विकास योजना नियमावली, 2018 में अग्रेतर संशोधन करने की दृष्टि से, निम्नलिखित नियमावली बनाने की सहर्ष स्वीकृति प्रदान करते हैं:-

"दीनदयाल उपाध्याय गृह आवास (होम-स्टे) विकास योजना (संशोधन) नियमावली, 2019"

- नाम, विस्तार एवं 1. (1) इस नियमावली का संक्षिप्त नाम "दीनदयाल उपाध्याय गृह आवास (होम-स्टे) विकास योजना (संशोधन) नियमावली, 2019" है।
- (2) यह नियमावली, नगर निगम क्षेत्रों को छोड़कर, सम्पूर्ण उत्तराखण्ड राज्य में लागू होगी।
- (3) यह तुरन्त प्रवृत्त होगी।
- का संशोधन 2. दीनदयाल उपाध्याय गृह आवास (होम-स्टे) विकास योजना नियमावली, 2018 (समय-समय पर यथासंशोधित) में नियम 4 के उपनियम (3) में निम्नवत् परन्तुक जोड़ दिया जायेगा, अर्थात:-
- "परन्तु यह कि पुराने भवनों की वर्तमान संरचना के अन्तर्गत निम्नलिखित कार्य किये जाने हेतु भू-उपयोग परिवर्तन किये जाने की आवश्यकता नहीं होगी:-
- (क) सुविधाओं के उच्चीकरण, आन्तरिक साज-सज्जा, अनुप्राण एवं नवीनीकरण सम्बन्धी कार्य।
- (ख) शौचालयों के निर्माण सम्बन्धी कार्य, जिनमें दो लाख रुपये से अनधिक की धनराशि का व्यय निहित हो।"



आज्ञा से

दिलीप जावलकर
सचिव

..2

MDMD (KB)
egm (ABU)
MDURDA - 2796

Immediate
By Mail / Fax
Registered

अध्यक्ष का सचिवालय
Chairman's Secretariat
25 June 2019
प्राप्ति दिनांक
STATE OF RECEIPT

F.No.3/7/2019-AC
Government of India
Ministry of Finance
Department of Financial Services

उप प्रबंध निदेशक (खुदरा व्यवसाय)
DY. MANAGING DIRECTOR (RETAIL BUSINESS)
- 1 JUL 2019
पत्र प्राप्ति दिनांक
LETTER RECEIVED DATE

भारतीय स्टेट बैंक / STATE BANK OF INDIA
प्रबंध निदेशक (रि. वयु. वि. व.) सचिवालय
MD (R&DB)'S SECTT.
- 1 JUL 2019
पत्र प्राप्ति दिनांक
LETTER RECD. DATE

3rd floor, Jeevan Deep Building
Sansad Marg, New Delhi - 110001

Dated: 25 June 2019
Office of CGM Agri Business
04 JUL 2019
RECEIVED

To

1. Chairman NABARD
2. Chairman/ MDs & CEOs of all Public Sector Banks and Private Sector Banks

Subject: Campaign to achieve saturation under the Kisan Credit Cards (KCC) -reg.

Sir/ Madam

In continuation to this department's letter of even no. dated 04 February 2019 on the above subject, a copy of Department of Agriculture Cooperation & Farmers' Welfare (DAC&FW) letter no 1-20/2018-Credit-I dated 12th June 2019 on the above subject addressed to State/ UT Governments is forwarded herewith.

2. DAC&FW has further informed that this campaign is being taken up in MISSION MODE and is to be completed in 45 days. Private Banks involved in the implementation of Interest Subvention Scheme (ISS) are also to be included in the Campaign.

3. Keeping in view the importance of the campaign to saturate farmers under KCC, the following may please be ensured:

(i) State Level Bankers Committee (SLBC) Conveners and Lead District Managers of banks should actively associate with the state district administration and coordinate with various SCBs, RRBs and Cooperative Banks in organising the village-wise or bank branch-wise camps. The District Level Bankers Committee (DLBC) will decide the modalities of the camps and the date wise schedule, accordingly. Officials from the concerned banks may actively associate during these camps.

(ii) In the branches, dedicated desks may be set up for receiving the forms and providing appropriate guidance to the farmers, so as to ensure prompt processing and approvals.

(iii) In all cases, it needs to be ensured that eligible farmers are issued KCCs within two weeks of the submission of completed application forms.

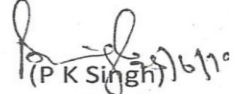
URGENT

IGM
C/S
Pls discuss

SK. Nand Kishore
Please put up an action plan.
5/7/19

4. Suitable instructions may, therefore, be issued to all concerned, including the sponsored RRBs to ensure the success of this campaign. Further, the timely issue of KCCs under this drive may be closely monitored at the level of an Executive Director to be nominated as Nodal Officer.

Yours faithfully



(P K Singh)

Under Secretary to the Govt. of India

Email: acsec-bkg@nic.in

Tel No. 011-23748742

Encl: As above.

Copy to:

1. DAC&FW w.r.t their D.O. letter No. F-No.1-20/2018-Credit-I dated 14th June 2019.
2. SLBC conveners of all States.
3. Chairmen RRBs.

उत्तराखण्ड शासन
पर्यटन अनुभाग
संख्या:-३२३/VI(1)/2018-03(05)/2015 टी0सी0
देहरादून: दिनांक 18 दिसम्बर, 2018

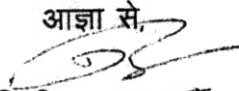
अधिसूचना
विविध

राज्यपाल, उत्तराखण्ड पर्यटन विकास परिषद अधिनियम, 2001 (अधिनियम संख्या 12 वर्ष, 2001) की धारा 20 की उपधारा (1) के द्वारा प्रदत्त शक्तियों का प्रयोग करते हुए दीनदयाल उपाध्याय गृह आवास (होम स्टे) विकास योजना नियमावली, 2018 में अग्रेत्तर संशोधन करने की दृष्टि से निम्नलिखित नियमावली बनाने की सहर्ष स्वीकृति प्रदान करते हैं :-

दीनदयाल उपाध्याय गृह आवास (होम-स्टे) विकास योजना (प्रथम संशोधन) नियमावली, 2018

- | | | | | | | | | |
|--|---|--|----------|----------|---------------|----------------------------|--|---|
| संक्षिप्त नाम, विस्तार और प्रारम्भ | 1. | (1) इस नियमावली का संक्षिप्त नाम दीनदयाल उपाध्याय गृह आवास (होम स्टे) विकास योजना (प्रथम संशोधन) नियमावली 2018 है।
(2) यह नियमावली नगर निगम क्षेत्रों को छोड़कर सम्पूर्ण उत्तराखण्ड राज्य में लागू होगी।
(3) यह तुरन्त प्रवृत्त होगी। | | | | | | |
| नियम 3 का संशोधन | 2. | दीनदयाल उपाध्याय गृह आवास (होम स्टे) विकास योजना नियमावली 2018 (जिसे यहां आगे मूल नियमावली कहा गया है), के नियम 3 में उपनियम (छः) को निम्नवत अन्तः स्थापित कर दिया जायेगा, अर्थात :
“(छः) नवीन भवन निर्माण अथवा विस्तारीकरण हेतु बैंक ऋण प्राप्त किये जाने हेतु प्रमाणित भवन नक्शे की आवश्यकता होगी।” | | | | | | |
| नियम 4 का संशोधन | 3. | मूल नियमावली में नीचे स्तम्भ-1 में दिये गये विद्यमान नियम 4 के उप नियम (3) के स्थान पर स्तम्भ-2 में दिए गए उप नियम को रख दिया जायेगा, अर्थात :
<table border="0" style="width: 100%;"><tr><td style="text-align: center;">स्तम्भ 1</td><td style="text-align: center;">स्तम्भ 2</td></tr><tr><td style="text-align: center;">विद्यमान नियम</td><td style="text-align: center;">एतद्वारा प्रतिस्थापित नियम</td></tr><tr><td>4(3) गृह आवास (होम स्टे) स्थापित किये जाने हेतु भू-उपयोग परिवर्तन किये जाने की आवश्यकता नहीं होगी।</td><td>4.(3) गृह आवास (होम स्टे) स्थापित किये जाने हेतु बैंक ऋण आवेदन की दशा में भू-उपयोग परिवर्तन किये जाने की आवश्यकता होगी।</td></tr></table> | स्तम्भ 1 | स्तम्भ 2 | विद्यमान नियम | एतद्वारा प्रतिस्थापित नियम | 4(3) गृह आवास (होम स्टे) स्थापित किये जाने हेतु भू-उपयोग परिवर्तन किये जाने की आवश्यकता नहीं होगी। | 4.(3) गृह आवास (होम स्टे) स्थापित किये जाने हेतु बैंक ऋण आवेदन की दशा में भू-उपयोग परिवर्तन किये जाने की आवश्यकता होगी। |
| स्तम्भ 1 | स्तम्भ 2 | | | | | | | |
| विद्यमान नियम | एतद्वारा प्रतिस्थापित नियम | | | | | | | |
| 4(3) गृह आवास (होम स्टे) स्थापित किये जाने हेतु भू-उपयोग परिवर्तन किये जाने की आवश्यकता नहीं होगी। | 4.(3) गृह आवास (होम स्टे) स्थापित किये जाने हेतु बैंक ऋण आवेदन की दशा में भू-उपयोग परिवर्तन किये जाने की आवश्यकता होगी। | | | | | | | |
| नियम 14 का संशोधन | 4. | मूल नियमावली में नियम 14 में निम्नवत परन्तुक अन्तःस्थापित कर दिया जायेगा, अर्थात :
“परन्तु यह कि गृह आवास (होम स्टे) योजना के सापेक्ष लिया जाने वाला बैंक ऋण व्यवसायिक ऋण की श्रेणी में आयेगा।” | | | | | | |

टिप्पणी: मूल नियमावली के प्रस्तावना में “धारा 8 की उपधारा (2) के खण्ड (क)” शब्द, कोष्ठक और अंको के स्थान पर “धारा 20 की उपधारा (1) शब्द, कोष्ठक और अंक रखे जायेंगे।

आज्ञा से,

(दिलीप जाम्बलकर)
सचिव।

प्रेषक,

निदेशक,
राज्य नगरीय विकास अभिकरण,
31/62, राजपुर रोड़, देहरादून।

सेवा में,

सहायक महाप्रबन्धक,
एस0एल0बी0सी0,
एस0बी0आई0, देहरादून।

देहरादून, दिनांक: 28 जून, 2018

विषय— प्रधानमंत्री आवास योजना: सबके लिए आवास (शहरी) के ऋण आधारित ब्याज सब्सिडी घटक अन्तर्गत एम0आई0जी0-1 व 2 में कारपेट एरिया बढ़ाये जाने के सम्बन्ध में।


महोदय,

उपरोक्त विषयक उप सचिव, 'आवासन एवं शहरी कार्य मंत्रालय, भारत सरकार के पत्र संख्या-I-11016/15/2016-HFA-4(Pt)/E-9029212, Dated 12 June, 2018 (छायाप्रति संलग्न) का संदर्भ ग्रहण करने का कष्ट करें, जिसके द्वारा प्रधानमंत्री आवास योजना: सबके लिए आवास (शहरी) के ऋण आधारित ब्याज सब्सिडी घटक अन्तर्गत भारत सरकार द्वारा एम0आई0जी0-1 में कारपेट एरिया 120 वर्ग मी0 से बढ़ाकर 160 वर्ग मी0 एवं एम0आई0जी0-2 में कारपेट एरिया 150 वर्ग मी0 से बढ़ाकर 200 वर्ग मी0 कर दिया गया है।

उपरोक्त संशोधित मार्ग-दर्शिका की प्रति संलग्न कर इस आशय के साथ प्रेषित है कि समस्त लीड बैंक मैनेजर एवं समस्त बैंकों को उक्त संशोधन से अदगत कराते हुए तदनुसार ऋण स्वीकृत करने हेतु निर्देशित करने का कष्ट करें।

संलग्नक—उपरोक्तानुसार।


भवदीय


(भूपाल सिंह मनराल)
निदेशक।

संख्या एवं दिनांक तदैव:

प्रतिलिपि— निम्नलिखित को सूचनार्थ एवं आवश्यक कार्यवाही हेतु प्रेषित—

1. सचिव, शहरी विकास विभाग, उत्तराखण्ड शासन को सादर सूचनार्थ।
2. समस्त जिलाधिकारी, उत्तराखण्ड।
3. नगर आयुक्त, समस्त नगर निगम/अधिशाली अधिकारी, समस्त नगर पालिका परिषद/नगर पंचायत, उत्तराखण्ड को इस आशय के साथ प्रेषित कि उपरोक्त संशोधित मार्ग-दर्शिका के अनुसार ऋण स्वीकृत कराना सुनिश्चित करें।
4. क्षेत्रीय प्रमुख हडको, देहरादून।
5. प्रबन्धक एन0एच0बी0, नई दिल्ली।
6. समस्त लीड बैंक अधिकारी, उत्तराखण्ड।


(भूपाल सिंह मनराल)
निदेशक।

No. I-11016/15/2016-HFA-4(Pt)/ E-9029212

Government of India
Ministry of Housing and Urban Affairs
(HFA- 4 Section)

Nirman Bhawan, New Delhi
Dated the 12th June, 2018

To

1. Dr. M. Ravi Kanth, CMD (HUDCO), Core-7A, 4th Floor, IHC Building, Lodi Road, New Delhi-110003. Tel. No. 011-24693022, Email: cmdhudco@gmail.com
2. Shri Sriram Kalyanaraman, MD & CEO, National Housing Bank, Core 5-A, 3rd Floor, India Habitat Centre, Lodhi Road, New Delhi-110003, (PBX) 011-2464 2722, Fax : 011-2464 9030, E-mail: sriram.kalyanaraman@nhb.org.in

Sub: Increase in the carpet area of houses eligible for interest subsidy under the Credit Linked Subsidy Scheme (CLSS) for the Middle Income Group (MIG) under Pradhan Mantri Awas Yojana (Urban).

Sir,

I am directed to refer to this Ministry's letter of even number dated 11th March, 2017 intimating therewith launch of a new Credit Linked Subsidy Scheme to provide interest subsidy for housing loans to eligible beneficiaries belonging to Middle Income Group (CLSS for MIG). The Scheme covers two income segments in the MIG viz. annual household income between Rs.6,00,001 (Rupees Six Lakh One) to Rs.12,00,000 (Rupees Twelve Lakh) (MIG-I) and annual household income between Rs.12,00,001 (Rupees Twelve Lakh One) to Rs.18,00,000 (Rupees Eighteen Lakh) (MIG-II). The scheme was approved to be implemented initially in 2017 for a period of one year w.e.f 01.01.2017. The operational guidelines for the scheme of CLSS for MIG were also circulated therewith.

2. The tenure of the CLSS for MIG scheme was later on extended by 15 months beyond the approved one year period i.e. upto 31.03.2019. Subsequently, the carpet area was also increased in the MIG I category from 90 square metre to 'upto 120 sq. metre' and in MIG II from 110 square meters to 'upto 150 square metre', respectively. These changes in the scheme guidelines were communicated vide this Ministry's letters of even number dated 30th October, 2017 and 27th November, 2017, respectively.

3. Ministry has received feedback from National Housing Bank (NHB) and Housing and Urban Development Corporation Ltd. (HUDCO), the two Central Nodal Agencies (CNAs) involved in implementation of the scheme and representations have also come from various other stakeholders requesting for removal or increasing the carpet area cap specified on CLSS for MIG. This is to facilitate several potential customers, who were otherwise eligible, especially in smaller cities/towns but because they were buying flats/houses, constructing houses, where the carpet area exceeded the cap of either 120 square metre or 150 square metre thus rendering them ineligible for the interest subsidy under MIG. Keeping in view the overall intent of the CLSS for MIG scheme to support the dream of the deserving family in owning a house, the competent authority in the Ministry has approved enhancement in carpet area in the MIG I category from 'upto 120 square metre' to 'upto 160 square metre' and in MIG II from 'upto 150 square meter' to 'upto 200 square metre', respectively. The enhancement in carpet area will be effective from the date the CLSS for MIG had become effective i.e. 01.01.2017.

Contd/-

4. The changes may please be further communicated to Primary Lending Institutions (PLIs).
5. This issues with the approval of competent authority.

Yours faithfully,



(Akhil Saxena)

Deputy Secretary to the Govt. of India
Tel. No. 2306 2280

Copy for information to:

1. PS to HUAM
2. PPS to Secretary (HUAM)
3. PS to JS&MD(HFA)
4. PS to JS & FA
5. PS to Director (HFA-I) / PS to Director (HFA-V) / PS to DS(HFA-III) / PS to Dir(NBO).
6. SO (IT) Cell for uploading the letter on the e-office portal of the Ministry.

Copy to:

1. Dy. Chief MIS, HFA Mission Directorate, New Delhi with the request for uploading it on the Ministry's website immediately.



(Rahul Mahna)

Under Secretary to the Government of India



भारतीय रिज़र्व बैंक
RESERVE BANK OF INDIA
www.rbi.org.in

FIDD.CO. LBS. No. 3671/02.01.001/2017-18

May 30, 2018

The Chairmen and Managing Directors
SLBC Convenor Banks/Lead Banks

Dear Sir/ Madam,

Lead Bank Scheme – Strengthening of Monitoring Information System (MIS)

Please refer to the letter FIDD.CO.LBS.No. 5973/02.01.001/2015-16 dated May 20, 2016 on the captioned subject. In this connection, we draw your attention to the circular FIDD.CO.Plan.BC.18/04.09.01/2017-18 dated March 01, 2018 on "Priority Sector Lending – Targets and Classification" wherein it has been decided that bank loans to Micro/Small and Medium Enterprises (Services), engaged in providing or rendering of services as defined in terms of investment in equipment under MSMED Act, 2006, shall qualify under priority sector without any credit cap.

2. Accordingly, the applicable loan limits per borrower to Micro/Small Enterprises (₹ 5 crore) and Medium Enterprises (₹ 10 crore) under the MSMEs Sector (Services) for classification under priority sector has been removed. SLBC Convenor Banks and Lead Banks are, therefore, advised to prepare the statements LBS-MIS I, II and III as per enclosed revised formats starting from the financial year 2018-19 and also place these statements for review at all DCC and SLBC meetings. The other instructions issued vide our above referred letter dated May 20, 2016 remain unchanged.

Yours faithfully,

Sd/-

(Gautam Prasad Borah)
Chief General Manager - in - Charge
Encl: 3 sheets

वित्तीय समावेशन और विकास विभाग, केन्द्रीय कार्यालय, 10 वी मंजिल, केन्द्रीय कार्यालय भवन, शहीद भगतसिंह मार्ग, पोस्ट बॉक्स सं. 10014, मुंबई - 400001

Financial Inclusion & Development Dept, Central Office, 10th Floor, Central Office Building, Shahid Bhagat Singh Marg, P.B.No.10014, Mumbai-1

टेली Tel:022-22621001 फ़ैक्स: 91-22-22621011/22610943/22610948 ई-मेल : cgmincfidd@rbi.org.in

हिंदी आसान है, इसका प्रयोग बढ़ाइए।

"धेतावनी : मेल रिज़र्व बैंक द्वारा-ड्राक, एसएमएस या फोन कॉल के जरिए किसी की भी व्यक्तिगत जानकारी जैसे बैंक के खाते का नंबर, पासवर्ड आदि नहीं मांगी जाती है। यह धन रखने या देने का प्रस्ताव भी नहीं करता है। ऐसे प्रस्तावों का किसी भी तरीके से जवाब मत दीजिए।"

Caution: RBI never sends mails, SMSs or makes calls asking for personal information like bank account details, passwords, etc. It never keeps or offers funds to anyone. Please do not respond in any manner to such offers.



Endt: FIDD.CO.LBS. No. 3672 /02.01.001/2017-18 of date

Copy forwarded for information and necessary action to:

1. The Secretary, Department of Financial Services, Ministry of Finance, Government of India.
2. The Regional Directors/General Managers (O-i-Cs) of the Reserve Bank of India, Regional Offices with a request to verify and forward the annual and quarterly formats of LBS MIS –I, II and III to Central Office within 15 days of the prescribed date from the concerned SLBC Convenor bank.
3. The Local Offices of SLBC Convenor banks.

(R. S. Prasad)
Deputy General Manager

उत्तराखण्ड शासन
राजस्व अनुभाग-1
संख्या- —/XVIII(1)/2018-07(37)/2015
देहरादून: दिनांक: 23 मई, 2018

कार्यालय ज्ञाप

उत्तराखण्ड राज्य के समस्त जिलों की तहसीलों के बैंकों में कृषि भूमि के अभिलेखों में कृषि तथा कृषि से सम्बन्धित गतिविधियों हेतु लिए गये ऋण से सम्बन्धित वसूली प्रमाण पत्रों की ऑनलाईन फाईलिंग किये जाने की एतद्वारा स्वीकृति प्रदान की जाती है।


(विनोद प्रसाद स्तूडी)
सचिव (प्रभारी)।

संख्या- 973/XVIII(1)/2018 एवं तददिनांक।

प्रतिलिपि निम्नलिखित को सूचनार्थ एवं आवश्यक कार्यवाही हेतु प्रेषित:-

1. समस्त अपर मुख्य सचिव/प्रमुख सचिव/सचिव, उत्तराखण्ड शासन।
2. आयुक्त एवं सचिव, राजस्व परिषद, उत्तराखण्ड, देहरादून।
3. आयुक्त, गढ़वाल/कुमाऊं मण्डल, पौड़ी/नैनीताल।
4. महालेखाकार, उत्तराखण्ड देहरादून।
5. स्टॉफ ऑफिसर, मुख्य सचिव, उत्तराखण्ड शासन।
6. समस्त जिलाधिकारी, उत्तराखण्ड।
7. निदेशक, लेखा एवं हकदारी, उत्तराखण्ड।
8. निदेशक, सूचना एवं लोक सम्पर्क विभाग, उत्तराखण्ड देहरादून।
9. निदेशक, राष्ट्रीय सूचना केन्द्र, उत्तराखण्ड सचिवालय देहरादून।
10. सहायक महाप्रबन्धक, उत्तराखण्ड राज्य स्तरीय बैंकर्स समिति, भारतीय स्टेट बैंक, प्रशासनिक कार्यालय, 01 न्यू कैंट रोड, देहरादून।
11. गार्ड फाईल।

आज्ञा से,


(बी०एम० मिश्र)
अपर सचिव।

प्रेषक,

तहसीलदार
देहरादून, सदर।

सेवा में,

संयोजक,
राज्य स्तरीय बैंकर्स समिति
भारतीय स्टेट बैंक, उत्तराखण्ड
देहरादून।

पत्र संख्या 366/स0का0-2018

दिनांक 28-04-2018

विषय:- ऋण का प्रभार ऋण मुक्त करने के लिए राजस्व अभिलेखों (खतौनी) में ऑन लाईन दर्ज करने हेतु उपभोक्ता शुल्क के रूप में धनराशि लिये जाने के सम्बन्ध में।

महोदय,


उपर्युक्त विषयक कार्यालय जिलाधिकारी देहरादून के पत्र सं0 541/सात-स0का0-2018 दिनांक 14 मार्च 2018 के क्रम में आपको अवगत कराया जाता है कि कृषि तथा कृषि से सम्बन्धित गतिविधियों के लिए ऋण के प्रभार की प्रविष्टि किये जाने हेतु 50 रुपये का शुल्क निर्धारित किया गया है।

अतः आपको सूचित किया जाता है कि समस्त बैंकों द्वारा जारी बंधक पत्रों/बंधक मुक्त पत्रों के साथ शासकीय शुल्क 50 रुपये प्रति बंधक कार्यालय में जमा कराने का कष्ट करें।


तहसीलदार
देहरादून, सदर।

प्रतिलिपि :- निम्न को सूचनार्थ प्रेषित।

1. जिलाधिकारी महोदय देहरादून।
2. उपजिलाधिकारी सदर देहरादून।
3. जिला सूचना विज्ञान अधिकारी एन0 आई0 सी0 देहरादून।


तहसीलदार
देहरादून, सदर।



भारतीय रिज़र्व बैंक
RESERVE BANK OF INDIA
www.rbi.org.in

RBI/2017-2018/155

FIDD.CO.LBS.BC.No.19/02.01.001/2017-18

April 6, 2018

**The Chairmen/Managing Directors/Chief Executive Officers
All SLBC Convener Banks/ Lead Banks**

Madam/Dear Sir,

Revamp of Lead Bank Scheme - Action Points for SLBC Convener Banks/ Lead Banks

As you are aware, the Lead Bank Scheme (LBS) was last reviewed by the "High Level Committee" under Smt Usha Thorat, then Deputy Governor of Reserve Bank of India as the Chairperson in 2009. In view of changes that have taken place in the financial sector over the years, Reserve Bank of India had constituted a "Committee of Executive Directors" of the Bank to study the efficacy of the Scheme and suggest measures for improvement. The Committee's recommendations were discussed with various stakeholders and based on their feedback, it has been decided that the following 'action points' will be implemented by the SLBC Convener Banks/Lead Banks.

- i. State Level Bankers' Committee (SLBC) meetings should primarily focus on policy issues with participation of only the senior functionaries of the banks/ Government Departments. All routine issues may be delegated to sub-committee(s) of the SLBC. A Steering Sub-committee may be constituted in the SLBC to deliberate on agenda proposals from different stakeholders and finalise a compact agenda for the SLBC meetings. Typically, the Sub-Committee could consist of SLBC Convener, RBI & NABARD representatives & senior State Government representative from the concerned department, e.g. Finance/ Institutional Finance and two to three banks having major presence. Other issue-specific sub-committees may be constituted as required. A Revised Agenda for SLBC meetings is attached as **Annex I** for implementation.

वित्तीय समावेशन और विकास विभाग, केन्द्रीय कार्यालय, 10 वी मंजिल, केन्द्रीय कार्यालय भवन, शहीद भगतसिंह मार्ग, पोस्ट बॉक्स सं. 10014, मुंबई - 400001
Financial Inclusion & Development Dept, Central Office, 10th Floor, Central Office Building, Shahid Bhagat Singh Marg, P.B.No.10014, Mumbai-1

टेली Tel:022-22601000 फैक्स: 91-22-22621011/22610943/22610948 ई-मेल : cgmincfidd@rbi.org.in

हिंदी आसान है, इसका प्रयोग बढ़ाइए।

"चेतावनी : मेल रिज़र्व बैंक द्वारा-डाक, एसएमएस या फोन कॉल के जरिए किसी की भी व्यक्तिगत जानकारी जैसे बैंक के खाते का न्यंबर, पासवर्ड आदि नहीं मांगी जाती है। यह धन रखने या देने का प्रस्ताव भी नहीं करता है। ऐसे प्रस्तावों का किसी भी तरीके से जवाब मत दीजिए।"

Caution: RBI never sends mails, SMSs or makes calls asking for personal information like bank account details, passwords, etc. It never keeps or offers funds to anyone. Please do not respond in any manner to such offers.



- ii. In cases where the Managing Director/Chief Executive Officer/Executive Director of the SLBC Convenor Bank is unable to attend SLBC Meetings, the Regional Director of the RBI shall co-chair the meetings along with the Additional Chief Secretary/Development Commissioner of the State concerned.
- iii. The corporate business targets for branches, blocks, districts and states may be aligned with the Annual Credit Plans (ACP) under the Lead Bank Scheme to ensure better implementation. The Controlling Offices of the banks in each state should synchronize their internal business plans with the ACP under Lead Bank Scheme.
- iv. At present, discussions at the Quarterly Meetings of the various LBS fora viz. State Level Bankers' Committee (SLBC), District level Consultative Committee (DCC) and Block Level Bankers' Committee (BLBC) primarily focuses on the performance of banks in the disbursement of loans vis-a-vis the allocated target under the Annual Credit Plan. The integrity & timeliness of the data submitted by banks for the purpose has been an issue as a significant portion of this data is manually compiled and entered into the Data Management Systems of the SLBC Convener Banks. The extent to which this data corresponds with the data present in the CBS of the respective banks also varies significantly. Therefore, there is need of a standardized system to be developed on the website maintained by each SLBC to enable uploading and downloading of the data pertaining to the Block, District as well as the State. The relevant data must also be directly downloadable from the CBS and/ or MIS of the banks with a view to keeping manual intervention to a minimal level in the process. The procedure relating to the envisaged intervention in this area is given in **Annex II**. Necessary modifications may be made on the SLBC websites and to the CBS & MIS systems of all banks to implement the envisaged data flow mechanism.
- v. To strengthen the BLBC forum which operates at the base level of the Lead Bank Scheme, it is necessary that all branch managers attend BLBC meetings and enrich the discussions with their valuable inputs. Controlling Heads of banks may also attend a few of the BLBC meetings selectively.



- vi. Rural Self Employment Training Institutes (RSETIs) should be more actively involved and monitored at various fora of LBS particularly at the DCC level. Focus should be on development of skills to enhance the credit absorption capacity in the area and renewing the training programmes towards sustainable micro enterprises. RSETIs should design specific programmes for each district/ block, keeping in view the skill mapping and the potential of the region for necessary skill training and skill up gradation of the rural youth in the district.
2. You are advised to initiate necessary action for implementation of the 'action points' and also closely monitor the progress/ follow up by banks in this regard.
3. Please keep the respective Regional Office of the Reserve Bank of India informed of the action taken in the matter.
4. A copy of this circular is also being endorsed to the Chief Secretaries of all States.

Yours faithfully,

(Gautam Prasad Borah)
Chief General Manager-in-Charge

Encl.:

- I. Revised Agenda for SLBC Meetings
- II. Management of Data Flow at LBS Fora – Procedure

Annex I:

Revised Agenda for SLBC Meetings

1. Review of financial inclusion initiatives, expansion of banking network and Financial Literacy
 - a. *Status of opening of banking outlets in unbanked villages, CBS-enabled banking outlets at the unbanked rural centres (URCs)*
 - b. *Review of Operations of Business Correspondents – hurdles/issues involved*
 - c. *Progress in increasing digital modes of payment in the State, provision of continuous connectivity with sufficient bandwidth, resolving connectivity issues/ connectivity options (Bharat Net, VSAT, etc.), installation of ATMs and PoS machines and status of implementation of e-receipts and e-payments in the State*
 - d. *Status of rollout of Direct Benefit Transfer in the State. Aadhaar seeding and authentication*
 - e. *Review of inclusion of Financial Education in the School Curriculum, financial literacy initiatives by banks (particularly digital financial literacy)*
 - f. *Creating awareness about various schemes, subsidies, facilities e.g. crop insurance, renewable energy*
 - g. *Review of efforts towards end to end projects involving all stakeholders in the supply chain*
2. Review of credit disbursement by banks
 - a. *Achievement under ACP of the State, Priority Sector Lending,*
 - b. *Discussion on lending towards government sponsored schemes (DAY-NRLM, DAY-NULM, MUDRA, Stand-Up India, PMEGP, etc.) and impact of these schemes*
 - c. *Flow of credit to MSMEs and for affordable housing*
 - d. *KCC loan, crop insurance under PMFBY*
 - e. *Grant of Education Loans*
 - f. *Progress under SHG-bank linkage*
3. Doubling of Farmers' Income by 2022
4. CD Ratio, Review of Districts with CD Ratio below 40% and working of Special Sub-Committees of the DCC (SCC).
5. Position of NPAs in respect of schematic lending, Certificate Cases and Recovery of NPAs
6. Review of restructuring of loans in natural calamity affected districts in the State, if any

7. Discussion on policy initiatives of the Central/State Government/RBI (Industrial Policy, MSME Policy, Agriculture Policy, Start-Up Policy, etc.), and expected involvement of banks
8. Discussion on improving rural infrastructure/ credit absorption capacity.
 - a. *Any large project conceived by the State Government to help improve C-D Ratio.*
 - b. *Explore the scope of state-specific potential growth areas and the way forward – choosing partner banks.*
 - c. *Discussion on findings of region-focused studies, if any, and implementing the suggested solutions*
 - d. *Identification of gaps in rural and agriculture infrastructure which need financing (rural godowns, solar power, agro processing, horticulture, allied activities, agri-marketing etc.)*
 - e. *Implementation of Model Land Leasing Act 2016 (exploring possibility)*
9. Efforts towards skill development on mission mode partnering with KVK, Horticulture Mission, National Skill Development Corporation, ASCI, etc. including a review of functioning of RSETIs
10. Steps taken for improving land record, progress in digitization of land records and seamless loan disbursements.
11. Sharing of success stories and new initiatives at the district level that can be replicated in other districts or across the State
12. Discussion on Market Intelligence Issues e.g.
 - a. *Ponzi Schemes/ Illegal Activities of Unincorporated Bodies/ Firms/ Companies Soliciting Deposits from the Public*
 - b. *Banking Related Cyber Frauds, phishing, etc.*
 - c. *Instances of usurious activities by lending entities in the area, cases of over indebtedness*
 - d. *Credit related frauds by borrower groups etc.*
13. Issues remaining unresolved at DCC/DLRC meeting
14. Timely submission of data by bank, adhering the schedule of SLBC meeting
15. Any other item, with the permission of the Chair.

Annex II:

Management of Data Flow at LBS Fora – Procedure

- i. Each bank's CBS should have a provision to generate a report pertaining to all LBS related data/ tables to Excel. This data should have information pertaining to all the branches operating in the state including fields/ columns for District & Block name. Access to Download & Export this data from bank CBS should be given to the Controlling Offices of the Banks who would be solely responsible for the process of 'Data Feeding' for all districts/ blocks within their jurisdiction.
- ii. The 'Data Feeding' process is the process of uploading this Excel file (downloaded in step (i) above) on the SLBC websites. SLBC Websites should have a provision to 'Import/ Upload' all the data present in the Excel Sheet on the database of the SLBC Website. This would obviate any manual 'data entry' at the SLBC/ Controlling Office level.
- iii. To facilitate the above functionality, each SLBC Convenor Bank would have to add this 'Import/ Upload' functionality to their SLBC website along with the requisite capabilities at the back-end.
- iv. The SLBC website would, thus, effectively work as a data aggregation platform. Further, data analysis capabilities could also be added to the SLBC websites depending on the available resources.
- v. The SLBC websites should provide access to LDMs to download district and block specific data directly from this website thus ensuring integrity and timely availability of data.
- vi. There could still be some data pertaining to State Government Schemes/ other data that is not available on the CBS or MIS of the banks. This would have to be collated at the Controlling Office level as is done now. At the SLBC website, functionalities could be provided to enter this data too. This could then be downloaded by the LDMs for district/ block level reports. Banks may also add Open Format fields like 'text boxes' for data or information that is special or is entered/ used once in a while.
- vii. Such a system ensures that LDMs & SLBC Convenor Banks have to do zero or minimal data entry/ feeding and all data is entered by a single 'custodian of data' which is the Controlling Office of each Bank. Any information to be provided by Government extension agencies could also be similarly uploaded.

उत्तराखण्ड शासन
वित्त अनुभाग-9
संख्या- /2017/XXVII(9)/स्टाम्प-55/2009
देहरादून: दिनांक 12 अप्रैल, 2017

अधिसूचना

चूंकि, राज्य सरकार का यह समाधान हो गया है कि लोकहित में ऐसा करना आवश्यक एवं समीचीन है;


अतः राज्यपाल, भारतीय स्टाम्प अधिनियम, 1899 (केन्द्रीय अधिनियम संख्या 2, वर्ष 1899) की धारा 9 की उपधारा (1) के खण्ड (क) द्वारा प्रदत्त शक्तियों का प्रयोग करके, शासन की अधिसूचना संख्या-160/2016/XXVII(9)/स्टाम्प-55/2009, दिनांक 30 जून, 2016 में आंशिक संशोधन करते हुए आगामी 05 वर्ष अर्थात् दिनांक 01.04.2017 से 31.03.2022 की तारीख तक ₹ 5,00,000.00 (₹ पांच लाख मात्र) तक के कृषि सम्बन्धी क्रिया-कलापों के प्रयोजनार्थ लिये गये ऋणों हेतु निष्पादित बन्धक विलेखों पर स्टाम्प शुल्क प्रभार्य न किये जाने की सहर्ष स्वीकृति प्रदान करते हैं।

(अमित सिंह नेगी)
सचिव।

संख्या-91 (1)/2017/XXVII(9)/स्टाम्प-55/2009, तददिनांकित।

प्रतिलिपि: निम्नांकित को सूचनार्थ एवं आवश्यक कार्यवाही हेतु प्रेषित:-

1. समस्त प्रमुख सचिव/सचिव, उत्तराखण्ड शासन।
2. मण्डलायुक्त, गढ़वाल/कुमायूं, उत्तराखण्ड।
3. महानिरीक्षक, निबन्धन, उत्तराखण्ड, देहरादून।
4. महालेखाकार, उत्तराखण्ड, देहरादून।
5. समस्त जिलाधिकारी, उत्तराखण्ड।
6. उप-निदेशक, लिथो प्रेस, रुड़की को हिन्दी अधिसूचना की प्रति इस अनुरोध के साथ प्रेषित कि वह इसे गजट के आगामी अंक में प्रकाशित कर 100 प्रतियां शासन के वित्त अनुभाग-9 को उपलब्ध करा दें।
7. गार्ड फाइल।

आज्ञा से,

(हीरा सिंह बसेड़ा)
अनु सचिव।

उत्तराखण्ड शासन
वित्त अनुभाग-9
संख्या- /2016/XXVII(9)/यूओ0-04/स्टाम्प/2014
देहरादून: दिनांक 26 दिसम्बर, 2016

अधिसूचना


राज्यपाल, भारतीय स्टाम्प अधिनियम, 1899 (अधिनियम संख्या 2 वर्ष 1899) उत्तराखण्ड राज्य में यथा प्रवृत्त तथा समय-समय पर यथा संशोधित की धारा 9 की उपधारा (1) के खण्ड (क) संपठित साधारण खण्ड अधिनियम, 1897 (अधिनियम संख्या 10 सन् 1897) की धारा 21 द्वारा प्रदत्त शक्तियों का प्रयोग करते हुये, स्वयं सहायता समूहों द्वारा बैंकों से ₹ 5.00 लाख तक प्राप्त किये जाने वाले ऋणों के सम्बन्ध में निष्पादित बन्धक विलेखों पर प्रभार्य स्टाम्प शुल्क में शत-प्रतिशत छूट प्रदान करने की सहर्ष स्वीकृति प्रदान करते हैं।

(अमित सिंह नेगी)
सचिव।

संख्या-285 (1) / 2016 / XXVII(9) / यूओ0-04 / स्टाम्प / 2014 तद्दिनांकित।

प्रतिलिपि:

- निम्नलिखित को सूचनार्थ एवं आवश्यक कार्यवाही हेतु प्रेषित:-
1. अपर मुख्य सचिव, उद्यान एवं रेशम विभाग, उत्तराखण्ड शासन।
 2. प्रमुख सचिव, न्याय एवं विधायी विभाग, उत्तराखण्ड शासन।
 3. मण्डलाध्युक्त, कुमायूँ एवं गढ़वाल।
 4. महानिरीक्षक, निबन्धन, उत्तराखण्ड, देहरादून।
 5. समस्त जिलाधिकारी, उत्तराखण्ड।
 6. उप महानिरीक्षक/सहायक महानिरीक्षक, निबन्धन, देहरादून।
 7. निदेशक, राजकीय मुद्रणालय रुड़की को इस आशय के साथ प्रेषित कि ये उक्त अधिसूचना को आगामी अंक में प्रकाशन उपरान्त 100 प्रतियां शासन में उपलब्ध करा दें।
 8. प्रभारी, एन0आई0सी0, सचिवालय, देहरादून।
 9. गार्ड फाइल।

आज्ञा से,

(वी0डी0 बेलवाल)
अनु सचिव।



भारतीय रिज़र्व बैंक
RESERVE BANK OF INDIA
www.rbi.org.in

RBI/2016-17/66

FIDD.CO.LBS.BC.No.16 /02.01.001/2016-17

September 29, 2016

The Chairman and Managing Directors
SLBC Convener Banks/ Lead Banks

Dear Sir/ Madam,

'Doubling Farmers' Income by 2022' - Measures

As you are aware, the Government of India in the Union Budget 2016-17 had announced its resolve to double the income of farmers by 2022. Several steps have been taken towards attaining this objective including setting up of an inter-ministerial committee for preparation of a blue print for the same. This agenda has also been reiterated by the government in several forums and has acquired primacy from the point of view of rural and agricultural development.

2. The strategy to achieve this goal, inter-alia, include,

- Focus on irrigation with large budgets, with the aim of "per drop, more crop"
- Provision of quality seeds and nutrients based on soil health of each field
- Investments in warehousing and cold chains to prevent post-harvest crop losses
- Promotion of value addition through food processing
- Creation of a national farm market, removing distortions and develop infrastructure such as e-platform across 585 stations
- Strengthening of crop insurance scheme to mitigate risks at affordable cost
- Promotion of ancillary activities like poultry, bee-keeping and fisheries.

3. Needless to emphasize that acceleration in income generation is significantly dependent on better capital formation in agriculture. Towards this, banks should revisit

वित्तीय समावेशन और विकास विभाग, केन्द्रीय कार्यालय, 10 वी मंजिल, केंद्रीय कार्यालय भवन, शहीद भगतसिंह मार्ग, पोस्ट बॉक्स सं. 10014, मुंबई -400001

Financial Inclusion & Development Dept, Central Office, 10th Floor, Central Office Building, Shahid Bhagat Singh Marg, P.B.No.10014, Mumbai-1

टेली Tel:022-22601000 फैक्स 91-22-22621011/22610943/22610948 ई -मेल : cgmincidd@rbi.org.in

हिंदी आसान है, इसका प्रयोग न बढ़ाए।

चेतावनी : मेल रिज़र्व बैंक द्वारा-वाक, एसएमएस या फोन कॉल के ज़रिए किसी की भी व्यक्तिगत जानकारी जैसे बैंक के खाते का ब्यौरा, पासवर्ड आदि नहीं मांगी जाती है। यह धन रखने या देने का प्रस्ताव भी नहीं करता है। ऐसे प्रस्तावों का किसी भी तरीके से जवाब मत दीजिए।"

Caution: RBI never sends mails, SMSs or makes calls asking for personal information like bank account details, passwords, etc. It never keeps or offers funds to anyone. Please do not respond in any manner to such offers.



their documentation for crop loans, simplify them where required and ensure speedy sanctioning and disbursement of loans within specified time limits.

4. The Lead Bank Scheme through its various forums monitors and reviews the performance of banking developments in the State/district/block with special reference to Annual Credit Plans, Government Sponsored Programs, flow of credit to priority sector, etc. for enhancing the flow of bank finance particularly to the rural areas. The Scheme, which ensures inter-departmental/governmental coordination in financial sector, should therefore be leveraged to further the objective of doubling farmer's income by 2022. Lead banks are accordingly advised to ensure the following:

- a) Work closely with NABARD in preparation of Potential Linked Plans (PLPs) & Annual Credit Plans keeping the above strategy in consideration.
- b) Include 'Doubling of Farmer's Income by 2022' as a regular agenda under Lead Bank Scheme in various forums such as SLBC, DCC, DLRC and BLBC.
- c) For the purpose of monitoring and reviewing the progress, Lead banks may use the benchmarks as may be provided by NABARD.
- d) Map the overall strategy as given in para (2) above to the agriculture/agro-ancillary lending plan of your bank.

Yours faithfully,

(Jose J. Kattoor)
Chief General Manager

वित्तीय समावेशन और विकास विभाग, केन्द्रीय कार्यालय, 10 वी मंजिल, केन्द्रीय कार्यालय भवन, शहीद भगतसिंह मार्ग, पोस्ट बॉक्स सं. 10014, मुंबई -400001

Financial Inclusion & Development Dept, Central Office, 10th Floor, Central Office Building, Shahid Bhagat Singh Marg, P.B.No.10014, Mumbai-1

टेली Tel:022-22601000 फैक्स: 91-22-22621011/22610943/22610948 ई-मेल : cgmincfd@rbi.org.in

हिंदी आसान है, इसका प्रयोग बढ़ाइए।

"चेतावनी: मेल रिज़र्व बैंक द्वारा-डाक, एसएमएस या फोन कॉल के जरिए किसी की भी व्यक्तिगत जानकारी जैसे बैंक के खाते का ब्यौरा, पासवर्ड आदि नहीं मांगी जाती है। यह धन रखने या देने का प्रस्ताव भी नहीं करता है। ऐसे प्रस्तावों का किसी भी तरीके से जवाब मत दीजिए।"

Caution: RBI never sends mails, SMSs or makes calls asking for personal information like bank account details, passwords, etc. It never keeps or offers funds to anyone. Please do not respond in any manner to such offers.

F. No. 28/06/2016-CP- IF-II
Government of India
Ministry of Finance
Department of Financial Services

'Jeevan Deep' Building,
Parliament Street, New Delhi,
Dated: 28th March, 2016

To

The Chairmen/Chairpersons/ CMDs/ MD & CEOs of all Public Sector Banks.

Subject: Stand Up India – Guidelines & Identification of Eligible Borrowers


Sir/Madam,

This is in continuation of this Department's DO letter dated 20.03.2016 regarding launch event of Stand up India Scheme vide which it was advised to take advance steps, on priority, to process eligible loan applications in line with the guidelines of Stand Up India Scheme. Detailed guidelines of the scheme are enclosed herewith for reference.

2. Sanction letters are proposed to be handed over to a few beneficiaries at the launch event. Keeping in line with the requirement, it is requested that borrowers who stand qualified to be sanctioned loans in conformity with the 'Stand up India' guidelines may kindly be identified and the details sent to this Department by 30th March, 2016. This shall facilitate the process of selection of the final list of borrowers who could receive sanction letters directly from the Hon'ble PM.

Encl: As above.

Yours faithfully,



(Pankaj Jain)
Joint Secretary to Govt. of India
011-23747507

Guidelines for Stand up India Scheme

The objective of the Stand Up India scheme is to facilitate bank loans between Rs. 10 lakh and Rs. 1 Crore to at least one Scheduled Caste (SC) or Scheduled Tribe (ST) borrower and at least one woman borrower per bank branch for setting up a greenfield enterprise. This enterprise may be in manufacturing, services or the trading sector. In case of non-individual enterprises at least 51% of the shareholding and controlling stake should be held by either an SC/ST or Woman entrepreneur.

2. The Stand Up India scheme is based on recognition of the challenges faced by SC, ST and women entrepreneurs in setting up enterprises, obtaining loans and other support needed from time to time for succeeding in business. The scheme therefore endeavours to create an eco system which facilitates and continues to provide a supportive environment for doing business. The scheme, which covers all branches of Scheduled Commercial Banks, will be accessed in three potential ways:
 - o Directly at the branch or
 - o Through SIDBI's Stand Up India portal or
 - o Through the Lead District Manager ((LDM)
3. The portal will be the crucial interface layer for parameters/ metrics of the borrower (obtained through a set of about 8-10 questions listed below) and will provide information and feedback to such borrowers. A potential borrower will have the option of registering on the portal right away or simply visiting it and registering later. This portal may be accessed at home, at Common Service Centres (CSCs), through a bank branch (through the nodal officer for MUDRA at the branch) or through the LDM. In branches where internet access is restricted , the branch will guide the potential borrower to an internet access point till such time that the Stand Up portal is integrated with the Core Banking Solution (CBS) at the branch concerned

4. The approach of the Stand Up India portal, for handholding is based on obtaining answers to a set of relevant questions at the initial stage. These would be typically be:

- 1) Location of the borrower
- 2) Category – SC/ ST/ Woman
- 3) Nature of business planned
- 4) Availability of place to operate the business.
- 5) Assistance needed for preparing a project plan
- 6) Requirement of skills/training (technical and financial).
- 7) Details of present bank account.
- 8) Amount of own investment into the project
- 9) Whether help is needed to raise margin money
- 10) Any previous experience in business

Based on the response, the portal provides relevant feedback and helps categorise the visitor to the portal as a **Ready Borrower** or a **Trainee Borrower**. Indicative process chart is given in Annexure.

Ready Borrower

5. In case the borrower requires no handholding support, then registration on the portal as a **Ready Borrower** starts the process of application for the loan at the selected bank. At this stage an application number will be generated and information about the borrower shared with the bank concerned, the LDM (posted in each district) and the relevant linked office of NABARD/ SIDBI. The offices of SIDBI and NABARD shall be designated Stand Up Connect Centres (SUCC). The loan application will now be generated and tracked through the portal.

Trainee Borrower

5.1 In cases where the borrower indicates a need for handholding, then registration as a **Trainee Borrower** on the portal will link the borrower to the LDM of the concerned district and the relevant office of SIDBI/ NABARD. This

process which would be electronic; could be done at the borrower's home by himself/ herself or at a CSC or through a bank branch by the officer dealing with MUDRA, as explained in paragraph 2.

5.2 SIDBI (84 offices) and NABARD (419 offices) as Stand Up India Connect Centres will then arrange for support for such trainee borrowers as requested in any of the following ways:

- a. For financial training – at the Financial Literacy Centres (FLCs)
- b. For skilling – at skilling centres (Vocational Training Centres - VTPs/ Other Centres -OCs)
- c. For EDPs – at MSME DIs/ District Industries Centres (DICs)/ Rural Self Employment Training Institutes (RSETIs)
- d. For work shed – DICs
- e. For margin money – offices related to margin money support schemes e.g. State SC Finance Corporation, Women's Development Corporation, State Khadi & Village Industries Board (KVIB), MSME-DIs etc.
- f. For mentoring support from established entrepreneurs – DICCI, Women Entrepreneur Associations, Trade bodies. Credible, well established NGOs can also be used for extending hand holding support.
- g. For utility connections – Offices of utility providers
- h. For DPRs – Project profiles available with SIDBI/ NABARD/ DICs

At any time, even after the loan has been sanctioned, any borrower may access the services of the Stand Up Connect Centres.

5.3 The LDM will monitor the process and work with local offices of SIDBI and NABARD for problem solving and easing bottlenecks. Based on the progress being achieved in each case and prima facie viability, the LDM will sensitise the concerned bank branch on potential cases likely to come up. Once this is done, SIDBI/ NABARD will meet concerned bank officials for further follow up. These organisations will also work with other organisations who are stakeholders such as the Dalit Indian Chambers of Commerce and Industry (DICCI), Women's Entrepreneur Associations etc.

- 5.4 Once hand holding requirements are adequately met to the satisfaction of the LDM and the trainee borrower, then a loan application will be generated through the portal.

Stand Up India Portal

6. The Stand Up India Portal is interactive. It hosts information about various entities providing handholding support to the borrower. This includes:
- Training : Technical or/ and Financial
 - DPR preparation
 - Margin money support
 - Shed / workplace identification
 - Raw material sourcing
 - Bill discounting
 - E-com registration
 - Registration for taxation
7. The Portal is designed to obtain application forms, gather and provide information, enable registration, provides links for handholding, assists in tracking and monitoring. As more facilities become available it shall be further refined into an end to end solution.
8. The Stand Up India scheme endeavours to create an eco system to make borrowers ready. This system is now meant for supporting Stand Up Borrowers but will be extended in due course to other schemes.

Nature of Loan

9. The loan shall be a Composite Loan i.e. to meet requirements of assets such as plant and machinery and working capital. It is expected to cover 75 % of project cost and the rate of interest would be lowest applicable rate of the bank for that category (rating) not to exceed (base rate (MCLR) + 3%+ tenor premium). It shall be repayable in up to 7 years with a moratorium of up to 18 months. A Rupay card will be issued to enable operation of the working capital component. (The stipulation of the loan being expected to cover 75% of the project cost would not

apply if the borrowers contribution along with convergence support from any other scheme exceeds 25% of the project cost)

Credit Guarantee/ Collateral

10. The scheme for Credit Guarantee for loans under Stand Up India has been notified (www.ncgtc.in). The norms in this respect are aligned with existing CGTMSE norms.

Margin Money

11. The Scheme envisages 25% margin money which can be provided in convergence with eligible Central / State schemes. While such schemes can be drawn upon for availing admissible subsidies or for meeting margin money requirements, in all cases, the borrower shall be required to bring in minimum of 10% of the project cost as own contribution. To illustrate, if a State scheme supports a borrower with 20% of the project cost as subsidy, then the borrower will be required to contribute at least 10% of the project cost. Any subsidy received by a unit which was not foreseen during loan appraisal will be credited to the loan account. In cases where a subsidy was included during appraisal but received after commissioning, the same may be released to the borrower to repay any loan taken for arranging margin money. A list of Central / State wise subsidy/incentive schemes will be provided on the Portal. New schemes will be added as they become available.

District Level Credit Committee

12. The District Level Credit Committee (DLCC) under the Collector with the LDM as Convenor shall periodically review cases of both types of borrowers, meeting at least once each quarter. SIDBI and NABARD officers will join the review meetings.

Assistance after loan disbursement

13. Events will be organised at District level, as frequently as necessary and at least once in each quarter, involving stakeholders to share best practices, review, problem solving and guide potential entrepreneurs. These events will also provide

means for facilitating registration for bill discounting services, e-market places, taxation etc. NABARD will organise these events with the support of SIDBI.

Grievance Redressal

14. Provision has been made in the portal for redressal of grievances of the borrower. The portal provides contact details of the officers/agencies in each bank designated to attend to grievances. A system for online submission of complaints and their subsequent tracking through the portal shall be developed. Feedback on disposal of the complaint is to be made available to the customer by the bank concerned.

15. Banks may determine requirements such as stock statements, insurance of assets created & reasonable processing fees.

Responsibilities of Stakeholders

Stand Up Connect Centres(SIDBI/ NABARD):

SIDBI:

- To operate and maintain the Stand Up India web portal
- Arrange for handholding support for Trainee Borrowers
- Liaise with banks for follow up in potential cases through LDM/SLBC
- Coordinate with LDM for easing bottlenecks
- Assist the SLBC and DLCC in reviews and monitoring
- Participate in Stand Up events organised by NABARD.

NABARD:

- Training of Trainers, LDMs, Bank officers for Stand Up India
- Arrange for handholding support for trainee borrowers
- Liaise with banks for follow up in potential cases through the LDM
- Coordinate with LDM for easing bottlenecks
- Assist the SLBC and DLCC in reviews and monitoring
- Organise events, as frequently as necessary and at least once in each quarter, for experience sharing etc. amongst stakeholders.

LDMs:

- Monitor progress of cases
- Serve as contact point for SIDBI/NABARD for easing bottlenecks.
- Sensitise bankers on potential borrowers.
- Follow up with concerned regional/zonal office of the respective bank to ensure timely processing/ sanction of loans as per time frame specified in Code of Bank's Commitment to Micro and Small Enterprises.
- Ensure that borrower's requirement of handholding support is satisfied to the extent possible.
- Convene DLCC meetings in the specified periodicity.
- Participate in quarterly events with stakeholders organised by NABARD.

DLCC:

- DLCC under the Collector to review progress periodically
- Grievance redressal at district level
- Assist in resolving issues, if any, relating to public utility services and work space for potential borrowers

Bank branches:

- Help potential borrowers in accessing the portal
- Process loan applications received online or in person
- Process loans within the timeframe as stipulated in Code of Bank's Commitment to SME borrower (Application for loan upto Rs.5 lakh within 2 weeks, between Rs. 5 – 25 lakh in 3 weeks, above Rs. 25 lakh in 6 weeks, from the date of receipt of application provided the application is complete in all respects and is accompanied by documents required)
- In case of rejection, reason to be made known to borrower as stipulated in the Code of Bank's Commitment to Customers.

- Grievance redressal at the bank level should be done in 15 days at the bank level as per Code of Bank's Commitment to Customers.
- Banks to put in place an internal mechanism for monitoring of scheme performance.

Borrowers:

- Access the portal or visit a bank branch and answer a short set of questions
- If categorised as a Trainee Borrower, then go through the sequence of handholding support, as applicable
- Arrange/ provide requisite documentation as required by the bank branch
- Attend quarterly events on experience sharing, best practices, problem solving etc.
- Set up and run the unit with due diligence.
- Make repayments in due time.

भाग - “ ब ”
आँकड़ों का विवरण

CREDIT DEPOSIT RATIO OF ALL BANKS
Position as on 31ST MARCH 2020

(₹ in Crores)

S. No.	Name of the Bank	No. of Br.	Total Deposit	Total Advances	C:D Ratio	Investment	Adv+Inv	C+:D Ratio	Total Agri	Manf.	Serv.	Others	Total \$ PSA	Adv. To W/S	SC/ST
1	State Bank of India	431	43200	20525	48	2885	23410	54	1546	733	1663	1160	5102	1292	518
2	Punjab National Bank	245	24977	12504	50	0	12504	50	1419	707	2060	519	4705	1249	381
3	Bank of Baroda	155	8608	4246	49	0	4246	49	1256	434	769	235	2695	799	87
A	Total L.B.	831	76784	37275	49	2885	40160	52	4221	1875	4492	1914	12502	3340	986
4	Oriental Bank of Comm.	76	5263	2511	48	0	2511	48	366	197	495	317	1375	506	95
5	Union Bank of India	85	5096	1626	32	0	1626	32	497	78	349	499	1423	372	46
6	Canara Bank	84	3390	1778	52	0	1778	52	182	191	530	301	1204	290	42
7	Central Bank of India	42	2458	711	29	0	711	29	78	96	162	101	437	51	26
8	Punjab & Sind Bank	44	1516	680	45	0	680	45	186	27	210	111	535	167	16
9	Allahabad Bank	41	2371	921	39	0	921	39	176	95	211	165	647	77	198
10	UCO Bank	57	1446	590	41	0	590	41	96	39	156	121	412	95	27
11	Indian Overseas Bank	45	2139	840	39	0	840	39	103	84	118	162	467	39	72
12	Bank of India	35	1719	1029	60	0	1029	60	140	323	11	124	598	302	44
13	Syndicate Bank	60	1533	796	52	0	796	52	164	63	104	109	440	71	21
14	Corporation Bank	26	633	321	51	0	321	51	72	16	86	73	248	76	6
15	Andhra bank	15	486	317	65	0	317	65	14	29	112	64	219	14	4
16	Indian Bank	12	549	666	121	0	666	121	38	9	23	16	86	9	9
17	United Bank of India	8	156	125	80	0	125	80	7	13	22	46	88	6	3
18	Bank of Maharashtra	5	135	58	43	0	58	43	0	13	8	19	41	5	4
B	Total N-L.B.	635	28889	12970	45	0	12970	45	2120	1272	2600	2227	8219	2083	613
C	Total(A+B)	1466	105674	50245	48	2885	53130	50	6341	3147	7092	4142	20721	5423	1599
19	Uttarakhand G.B	286	5470	2428	44	31	2458	45	411	130	471	506	1517	313	406
20	Prathama U.P Gramin Bank	1	17	9	53	0	9	53	8	0	0	1	9	5	6
D	Total R.R.B.	287	5487	2437	44	31	2467	45	418	130	471	506	1526	318	412
21	Co-operative Bank	289	10124	5932	59	0	5932	59	2009	77	444	447	2977	821	352
E	Total Coop.	289	10124	5932	59	0	5932	59	2009	77	444	447	2977	821	352
F	Total (C+D+E)	2042	121285	58614	48	2915	61529	51	8768	3354	8007	5095	25225	6563	2363
22	Nainital Bank	78	3034	1775	59	0	1775	59	246	239	280	457	1222	198	35
23	Axis Bank	52	3226	1593	49	0	1593	49	316	34	38	16	403	113	186
24	ICICI bank	38	3011	2152	71	0	2152	71	98	97	626	77	898	123	22
25	IDBI Bank	31	1843	856	46	0	856	46	60	38	355	112	564	115	22
26	HDFC Bank	42	4248	4712	111	0	4712	111	414	149	513	665	1741	328	5
27	The J & K Bank	3	87	46	53	0	46	53	0	0	8	21	30	8	0
28	Fedral Bank Ltd	1	147	48	33	0	48	33	0	1	0	1	2	0	0
29	IndusInd Bank	11	760	499	66	0	499	66	55	15	163	0	233	47	31
30	The Karnataka bank	4	243	123	51	0	123	51	0	35	17	25	77	1	0
31	The South Indian Bank Ltd	1	31	15	48	0	15	48	0	0	15	0	15	0	0
32	Standard Chartered Bank	1	121	0	0	0	0	0	0	0	0	0	0	0	0
33	Yes Bank	17	932	1108	119	0	1108	119	222	87	159	0	469	39	0
34	Kotak Mahinda	10	705	394	56	0	394	56	128	90	121	0	339	95	1
35	BANDHAN BANK	12	402	440	110	0	440	110	298	0	131	5	434	0	43
36	UJJIVAN FINANCIAL SERVICES	4	470	63	13	0	63	13	17	0	6	33	56	30	19
37	UTKARSH MICRO FINANCE	17	494	124	25	0	124	25	63	21	31	0	114	106	86
38	IDFC Bank	2	196	336	172	0	336	172	0	9	39	6	54	0	1
G	Total Pvt Bank	324	19949	14284	72	0	14284	72	1918	813	2501	1417	6649	1204	451
H	All Bank (F+G)	2366	141234	72898	52	2915	75813	54	10686	4167	10508	6513	31874	7767	2814
	RIDF	0	0	7393	0	0	7393	0	0	0	0	0	0	0	0
	Total (H+RIDF)	2366	141234	80291	57	2915	83206	59	10686	4167	10508	6513	31874	7767	2814

Contd.

(₹ in Crores)

S. No.	Name of the Bank	No. of Branches					AUTHORISATION		Deposits				
		R	SU	U	M	Total	<6M	>6M	R	SU	U	Total	
									Amt.	Amt.	Amt.	No.	Amt.
1	State Bank of India	275	61	95	0	431	0	0	17325	9335	16539	6112627	43200
2	Punjab National Bank	145	48	52	0	245	0	0	7312	6075	11589	3864952	24977
3	Bank of Baroda	60	42	53	0	155	0	0	1600	1601	5408	1558687	8608
A	Total Lead Banks	480	151	200	0	831	0	0	26237	17011	33536	11536266	76784
4	Oriental Bank of Comm.	21	26	29	0	76	0	0	1048	1716	2498	893003	5263
5	Union Bank of India	32	30	23	0	85	0	0	763	1293	3040	408357	5096
6	Canara Bank	30	25	29	0	84	0	0	590	747	2053	630270	3390
7	Central Bank of India	8	12	22	0	42	0	0	210	524	1725	441442	2458
8	Punjab & Sind Bank	16	12	16	0	44	0	0	384	210	922	301742	1516
9	Allahabad Bank	9	21	11	0	41	0	0	361	916	1093	479167	2371
10	UCO Bank	19	24	14	0	57	0	0	290	313	843	344040	1446
11	Indian Overseas Bank	22	14	9	0	45	0	0	352	590	1197	299415	2139
12	Bank of India	11	14	10	0	35	0	0	261	523	936	304504	1719
13	Syndicate Bank	20	23	17	0	60	0	0	162	340	1031	238020	1533
14	Corporation Bank	7	9	10	0	26	0	0	80	115	438	218808	633
15	Andhra bank	1	4	10	0	15	0	0	10	74	402	101496	486
16	Indian Bank	0	5	7	0	12	0	0	0	103	446	75989	549
17	United Bank of India	0	2	6	0	8	0	0	0	23	132	56961	156
18	Bank of Maharashtra	0	1	4	0	5	0	0	0	11	125	38142	135
B	Total Non-Lead Banks	196	222	217	0	635	0	0	4510	7498	16881	4831356	28889
C	Total N. Banks (A + B)	676	373	417	0	1466	0	0	30748	24508	50418	16367622	105674
19	Uttarakhand G.B	218	44	24	0	286	0	0	3850	1000	620	1910503	5470
20	Prathama U.P Gramin Bank	1	0	0	0	1	0	0	17	0	0	9473	17
D	Total R.R.B.	219	44	24	0	287	0	0	3867	1000	620	1919976	5487
21	Co-operative Bank	166	72	51	0	289	0	0	3650	2807	3667	1821637	10124
E	Total Cooperative	166	72	51	0	289	0	0	3650	2807	3667	1821637	10124
F	Total (C+D+E)	1061	489	492	0	2042	0	0	38265	28315	54705	20109235	121285
22	Nainital Bank	37	24	17	0	78	0	0	898	1202	933	368755	3034
23	Axis Bank	11	18	23	0	52	0	0	175	864	2187	221096	3226
24	ICICI bank	4	14	20	0	38	0	0	1	1432	1578	91455	3011
25	IDBI Bank	10	13	8	0	31	0	0	206	421	1215	270982	1843
26	HDFC Bank	6	17	19	0	42	0	0	124	736	3388	388201	4248
27	The J & K Bank	0	0	3	0	3	0	0	0	0	87	8517	87
28	Fedral Bank Ltd	0	0	1	0	1	0	0	0	0	147	4658	147
29	IndusInd Bank	1	1	9	0	11	0	0	48	0	712	36470	760
30	The Karnataka bank	0	1	3	0	4	0	0	0	12	231	67695	243
31	The South Indian Bank Ltd	0	0	1	0	1	0	0	0	0	31	5290	31
32	Standard Chartered Bank	0	0	1	0	1	0	0	0	0	121	2399	121
33	Yes Bank	5	4	8	0	17	0	0	5	97	830	38330	932
34	Kotak Mahinda	0	3	7	0	10	0	0	0	41	664	48691	705
35	BANDHAN BANK	0	5	7	0	12	0	0	0	76	325	185088	402
36	UJJIVAN FINANCIAL SERVICES	0	1	3	0	4	0	0	0	1	469	25819	470
37	UTKARSH MICRO FINANCE	9	3	5	0	17	0	0	12	0	482	15217	494
38	IDFC Bank	0	0	2	0	2	0	0	0	0	196	9652	196
G	Total Private Bank	83	104	137	0	324	0	0	1469	4884	13596	1788315	19949
H	Total All Bank (F+G)	1144	593	629	0	2366	0	0	39734	33199	68301	21897550	141234
	RIDF					0							0
	Total (H+RIDF)	1144	593	629	0	2366	0	0	39734	33199	68301	21897550	141234

Contd.

(₹ in Crores)

ADVANCES																
S. No.	Name of the Bank	From Within State				From Outside State					Total					
		R	SU	U	Total	R	SU	U	Total	R	SU	U	Total			
		Amt.	Amt.	Amt.	No.	Amt.	Amt.	Amt.	No.	Amt.	Amt.	Amt.	No.	Amt.		
1	State Bank of India	3899	2865	5611	293781	12375	2986	2546	2618	117	8150	6885	5412	8229	293898	20525
2	Punjab National Bank	3974	3842	3869	157188	11685	0	126	694	53	820	3974	3968	4563	157241	12504
3	Bank of Baroda	746	990	2495	72905	4231	0	9	5	118	14	746	999	2500	73023	4246
A	Total Lead Banks	8619	7698	11975	523874	28291	2986	2681	3317	288	8984	11605	10378	15292	524162	37275
4	Oriental Bank of Comm.	316	800	866	39102	1982	0	0	529	24	529	316	800	1395	39126	2511
5	Union Bank of India	286	522	816	37191	1624	0	0	2	3	2	286	522	818	37194	1626
6	Canara Bank	273	451	1055	36331	1778	0	0	0	0	0	273	451	1055	36331	1778
7	Central Bank of India	40	89	583	25573	711	0	0	0	0	0	40	89	583	25573	711
8	Punjab & Sind Bank	182	148	350	15633	679	0	0	1	1	1	182	148	350	15634	680
9	Allahabad Bank	127	459	335	31811	921	0	0	0	0	0	127	459	335	31811	921
10	UCO Bank	113	155	250	22511	517	0	0	73	1	73	113	155	323	22512	590
11	Indian Overseas Bank	195	210	267	15974	671	6	12	151	44	169	201	222	418	16018	840
12	Bank of India	135	305	589	21396	1029	0	0	0	0	0	135	305	589	21396	1029
13	Syndicate Bank	90	122	584	13588	796	0	0	0	0	0	90	122	584	13588	796
14	Corporation Bank	41	98	182	8395	321	0	0	0	0	0	41	98	182	8395	321
15	Andhra bank	10	46	261	4092	317	0	0	0	0	0	10	46	261	4092	317
16	Indian Bank	0	35	92	2821	127	0	0	539	5	539	0	35	630	2826	666
17	United Bank of India	0	29	96	1427	125	0	0	0	0	0	0	29	96	1427	125
18	Bank of Maharashtra	0	4	55	1128	58	0	0	0	0	0	0	4	55	1128	58
B	Total Non-Lead Banks	1807	3471	6380	276973	11657	6	12	1294	78	1313	1813	3483	7674	277051	12970
C	Total N. Banks (A + B)	10426	11168	18354	800847	39949	2992	2693	4612	366	10297	13418	13861	22966	801213	50245
19	Uttarakhand G.B	1431	611	386	109085	2428	0	0	0	0	0	1431	611	386	109085	2428
20	Prathama U.P Gramin Bank	9	0	0	1035	9	0	0	0	0	0	9	0	0	1035	9
D	Total R.R.B.	1440	611	386	110120	2437	0	0	0	0	0	1440	611	386	110120	2437
21	Co-operative Bank	1745	1293	2893	391828	5932	0	0	0	0	0	1745	1293	2893	391828	5932
E	Total Cooperative	1745	1293	2893	391828	5932	0	0	0	0	0	1745	1293	2893	391828	5932
F	Total (C+D+E)	13612	13073	21633	1302795	48318	2992	2693	4612	366	10297	16604	15765	26245	1303161	58614
22	Nainital Bank	398	546	831	25986	1775	0	0	0	0	0	398	546	831	25986	1775
23	Axis Bank	124	101	1367	26379	1593	0	0	0	0	0	124	101	1367	26379	1593
24	ICICI bank	1	9	2142	56055	2152	0	0	0	0	0	1	9	2142	56055	2152
25	IDBI Bank	121	170	360	8990	651	0	47	158	337	204	121	217	518	9327	856
26	HDFC Bank	331	653	3727	232869	4712	0	0	0	0	0	331	653	3727	232869	4712
27	The J & K Bank	0	0	46	752	46	0	0	0	0	0	0	0	46	752	46
28	Fedral Bank Ltd	0	0	48	367	48	0	0	0	0	0	0	0	48	367	48
29	IndusInd Bank	22	0	477	50528	499	0	0	0	0	0	22	0	477	50528	499
30	The Karnataka bank	0	23	101	1105	123	0	0	0	0	0	0	23	101	1105	123
31	The South Indian Bank Ltd	0	0	15	145	15	0	0	0	0	0	0	0	15	145	15
32	Standard Chartered Bank	0	0	0	0	0	0	0	0	0	0	0	0	0	0	0
33	Yes Bank	2	43	1063	13729	1108	0	0	0	0	0	2	43	1063	13729	1108
34	Kotak Mahinda	0	10	384	1298	394	0	0	0	0	0	0	10	384	1298	394
35	BANDHAN BANK	0	183	258	95336	440	0	0	0	0	0	0	183	258	95336	440
36	UJJIVAN FINANCIAL SERVICES	0	12	51	25106	63	0	0	0	0	0	0	12	51	25106	63
37	UTKARSH MICRO FINANCE	68	32	24	54272	124	0	0	0	0	0	68	32	24	54272	124
38	IDFC Bank	0	0	336	23636	336	0	0	0	0	0	0	0	336	23636	336
G	Total Private Bank	1067	1783	11229	616553	14079	0	47	158	337	204	1068	1829	11387	616890	14284
H	Total All Bank (F+G)	14679	14855	32863	1919348	62397	2992	2739	4769	703	10501	17671	17595	37632	1920051	72898
	RIDF	7393	0	0	1	7393	0	0	0	0	0	7393	0	0	1	7393
	Total (H+RIDF)	22072	14855	32863	1919349	69790	2992	2739	4769	703	10501	25065	17595	37632	1920052	80291

Contd.

(₹ in Crores)

Agriculture																
S. No.	Name of the Bank	Crop Loan					Term Loan					Total				
		R	SU	U	Total		R	SU	U	Total		R	SU	U	Total	
					No.	Amt.				No.	Amt.				No.	Amt.
1	State Bank of India	520	448	153	67251	1120	128	247	51	9795	426	648	695	204	77046	1546
2	Punjab National Bank	709	193	48	64037	949	266	168	36	22705	470	974	361	83	86742	1419
3	Bank of Baroda	342	182	117	23873	640	106	188	323	9495	616	447	370	439	33368	1256
A	Total Lead Banks	1570	823	317	155161	2709	500	602	409	41995	1512	2070	1425	726	197156	4221
4	Oriental Bank of Comm.	60	197	69	13408	326	6	27	7	1247	40	66	224	76	14655	366
5	Union Bank of India	150	156	37	14485	343	40	39	76	5907	155	189	195	113	20392	497
6	Canara Bank	35	45	5	4899	84	25	19	54	5381	97	60	63	58	10280	182
7	Central Bank of India	3	3	8	1350	14	2	2	60	1805	64	5	5	68	3155	78
8	Punjab & Sind Bank	62	42	41	4857	145	7	11	23	1330	41	69	53	64	6187	186
9	Allahabad Bank	36	57	0	4573	93	29	49	5	780	84	65	106	5	5353	176
10	UCO Bank	22	11	13	6494	47	16	18	15	3994	49	38	29	28	10488	96
11	Indian Overseas Bank	49	22	2	4022	74	12	16	1	1832	29	61	38	3	5854	103
12	Bank of India	19	52	24	4020	95	5	22	19	146	45	23	74	42	4166	140
13	Syndicate Bank	5	51	0	980	56	7	98	3	1203	108	12	149	3	2183	164
14	Corporation Bank	11	44	9	2110	63	2	3	5	404	9	12	47	13	2514	72
15	Andhra bank	3	5	4	467	13	0	1	1	76	2	3	6	5	543	14
16	Indian Bank	0	19	5	1227	23	0	0	15	28	15	0	19	19	1255	38
17	United Bank of India	0	1	0	55	1	0	1	5	182	6	0	2	5	237	7
18	Bank of Maharashtra	0	0	0	9	0	0	0	0	8	0	0	0	0	17	0
B	Total Non-Lead Banks	454	707	217	62956	1377	150	305	287	24323	742	604	1012	504	87279	2120
C	Total N. Banks (A + B)	2024	1529	534	218117	4087	650	908	696	66318	2254	2673	2437	1230	284435	6341
19	Uttarakhand G.B	240	56	23	47766	319	62	20	10	9962	91	302	76	33	57728	411
20	Prathama U.P Gramin Bank	7	0	0	457	7	1	0	0	274	1	8	0	0	731	8
D	Total R.R.B.	247	56	23	48223	326	63	20	10	10236	93	310	76	33	58459	418
21	Co-operative Bank	908	555	95	311464	1559	289	78	84	31159	450	1197	633	179	342623	2009
E	Total Cooperative	908	555	95	311464	1559	289	78	84	31159	450	1197	633	179	342623	2009
F	Total (C+D+E)	3179	2140	652	577804	5971	1002	1005	790	107713	2797	4181	3145	1442	685517	8768
22	Nainital Bank	84	74	17	7913	175	24	42	5	1402	71	107	116	22	9315	246
23	Axis Bank	0	0	315	3403	315	0	0	0	22	0	0	0	316	3425	316
24	ICICI bank	0	9	7	413	16	0	35	48	5569	82	0	44	54	5982	98
25	IDBI Bank	9	5	17	952	32	7	10	11	2030	28	16	16	28	2982	60
26	HDFC Bank	61	65	101	2664	227	34	43	110	5516	187	95	108	211	8180	414
27	The J & K Bank	0	0	0	0	0	0	0	0	0	0	0	0	0	0	0
28	Fedral Bank Ltd	0	0	0	18	0	0	0	0	0	0	0	0	0	18	0
29	IndusInd Bank	0	0	0	0	0	0	0	55	15634	55	0	0	55	15634	55
30	The Karnataka bank	0	0	0	1	0	0	0	0	0	0	0	0	0	1	0
31	The South Indian Bank Ltd	0	0	0	0	0	0	0	0	0	0	0	0	0	0	0
32	Standard Chartered Bank	0	0	0	0	0	0	0	0	0	0	0	0	0	0	0
33	Yes Bank	2	1	2	176	6	0	3	214	4283	217	2	4	216	4459	222
34	Kotak Mahinda	0	9	84	371	94	0	0	34	347	35	0	9	119	718	128
35	BANDHAN BANK	0	0	0	0	0	0	0	298	48424	298	0	0	298	48424	298
36	UJJIVAN FINANCIAL SERVICES	0	0	0	0	0	0	4	13	7382	17	0	4	13	7382	17
37	UTKARSH MICRO FINANCE	0	0	0	0	0	33	10	19	31873	63	33	10	19	31873	63
38	IDFC Bank	0	0	0	0	0	0	0	0	0	0	0	0	0	0	0
G	Total Private Bank	156	165	544	15911	865	98	147	808	122482	1054	254	312	1352	138393	1918
H	Total All Bank (F+G)	3335	2305	1196	593715	6836	1100	1153	1598	230195	3851	4435	3457	2794	823910	10686
	RIDF					0					0	0	0	0	0	0
	Total (H+RIDF)	3335	2305	1196	593715	6836	1100	1153	1598	230195	3851	4435	3457	2794	823910	10686

Priority Sector Advances

(₹ in Crores)

S. No.	Name of the Bank	Manufacturing (Micro & Small and Credit to Medium Enterprises)								SERVICES (Micro & Small and Credit to Medium Enterprises)							
		R		SU		U		Total		R		SU		U		Total	
		No.	Amt.	No.	Amt.	No.	Amt.	No.	Amt.	No.	Amt.	No.	Amt.	No.	Amt.	No.	Amt.
1	State Bank of India	3917	248	1678	237	852	248	6447	733	12379	687	6065	441	4806	535	23250	1663
2	Punjab National Bank	782	345	391	207	292	155	1465	707	15673	1063	6752	430	5865	567	28290	2060
3	Bank of Baroda	530	30	610	90	964	315	2104	434	4463	110	3706	190	4762	469	12931	769
A	Total Lead Banks	5229	623	2679	534	2108	718	10016	1875	32515	1861	16523	1061	15433	1570	64471	4492
4	Oriental Bank of Comm.	182	12	379	62	437	123	998	197	2271	64	4066	196	3711	236	10048	495
5	Union Bank of India	173	10	256	28	148	40	577	78	1970	45	3875	198	2720	106	8565	349
6	Canara Bank	230	31	247	29	637	132	1114	191	2495	65	3660	148	4212	318	10367	530
7	Central Bank of India	141	3	205	5	574	88	920	96	404	10	639	19	1741	134	2784	162
8	Punjab & Sind Bank	100	6	79	4	79	16	258	27	1298	50	1455	44	1776	116	4529	210
9	Allahabad Bank	627	10	1480	66	478	19	2585	95	806	31	2426	122	874	59	4106	211
10	UCO Bank	194	7	297	13	272	19	763	39	1655	29	2125	56	1596	72	5376	156
11	Indian Overseas Bank	314	13	408	32	244	39	966	84	1209	27	1291	40	654	51	3154	118
12	Bank of India	2694	66	2937	106	2666	151	8297	323	1	0	2	1	12	10	15	11
13	Syndicate Bank	95	3	275	29	181	31	551	63	757	24	1009	24	1022	56	2788	104
14	Corporation Bank	11	0	47	2	86	14	144	16	480	11	892	25	808	50	2180	86
15	Andhra bank	2	0	78	3	236	26	316	29	2	1	244	14	677	97	923	112
16	Indian Bank	0	0	15	0	83	9	98	9	0	0	469	5	493	18	962	23
17	United Bank of India	0	0	23	7	71	5	94	13	0	0	82	7	208	15	290	22
18	Bank of Maharashtra	0	0	0	0	67	13	67	13	0	0	26	1	122	7	148	8
B	Total Non-Lead Banks	4763	160	6726	387	6259	725	17748	1272	13348	356	22261	899	20626	1344	56235	2600
C	Total N. Banks (A + B)	9992	783	9405	921	8367	1443	27764	3147	45863	2216	38784	1961	36059	2915	120706	7092
19	Uttarakhand G.B	4748	97	927	25	262	8	5937	130	12847	320	3343	100	1477	51	17667	471
20	Prathama U.P Gramin Bank	0	0	0	0	0	0	0	0	274	0	0	0	0	0	274	0
D	Total R.R.B.	4748	97	927	25	262	8	5937	130	13121	321	3343	100	1477	51	17941	471
21	Co-operative Bank	2903	39	1892	34	1109	4	5904	77	4706	114	4088	147	824	183	9618	444
E	Total Cooperative	2903	39	1892	34	1109	4	5904	77	4706	114	4088	147	824	183	9618	444
F	Total (C+D+E)	17643	919	12224	980	9738	1455	39605	3354	63690	2651	46215	2207	38360	3149	148265	8007
22	Nainital Bank	206	12	137	36	179	192	522	239	2628	87	2106	103	1109	90	5843	280
23	Axis Bank	0	0	0	0	112	34	112	34	0	0	0	0	192	38	192	38
24	ICICI bank	0	0	61	35	111	62	172	97	0	0	730	87	2559	539	3289	626
25	IDBI Bank	123	7	182	6	199	25	504	38	1009	53	1406	79	936	223	3351	355
26	HDFC Bank	38	13	204	12	403	124	645	149	10000	57	8973	97	22816	360	41789	513
27	The J & K Bank	0	0	0	0	0	0	0	0	0	0	0	0	79	8	79	8
28	Fedral Bank Ltd	0	0	0	0	6	1	6	1	0	0	0	0	0	0	0	0
29	IndusInd Bank	0	0	0	0	1102	15	1102	15	0	0	0	0	14803	163	14803	163
30	The Karnataka bank	0	0	31	15	109	20	140	35	0	0	0	0	104	17	104	17
31	The South Indian Bank Ltd	0	0	0	0	0	0	0	0	0	0	0	0	145	15	145	15
32	Standard Chartered Bank	0	0	0	0	0	0	0	0	0	0	0	0	0	0	0	0
33	Yes Bank	0	0	4	4	160	83	164	87	0	0	59	22	309	137	368	159
34	Kotak Mahinda	0	0	0	0	80	90	80	90	0	0	2	0	157	120	159	121
35	BANDHAN BANK	0	0	0	0	0	0	0	0	0	0	0	0	29872	131	29872	131
36	UJJIVAN FINANCIAL SERVICES	0	0	3	0	18	0	21	0	0	0	117	0	1642	5	1759	6
37	UTKARSH MICRO FINANCE	6670	15	2068	5	190	1	8928	21	9931	22	3167	7	298	1	13396	31
38	IDFC Bank	0	0	0	0	25	9	25	9	0	0	0	0	113	39	113	39
G	Total Private Bank	7037	46	2690	112	2694	654	12421	813	23568	219	16560	395	75134	1887	115262	2501
H	Total All Bank (F+G)	24680	965	14914	1093	12432	2109	52026	4167	87258	2870	62775	2602	113494	5036	263527	10508
	RIDF							0	0							0	0
	Total (H+RIDF)	24680	965	14914	1093	12432	2109	52026	4167	87258	2870	62775	2602	113494	5036	263527	10508

Priority Sector Advances

(₹ in Crores)

		{OTHERS (Housing Loan Rs. 25 Lacs, Education Loan 10 Lacs)}				Total \$ PSA		
S. No.	Name of the Bank	R	SU	U	Total		Total	
					No.	Amt.	No.	Amt.
1	State Bank of India	401	385	374	19885	1160	126628	5102
2	Punjab National Bank	221	143	155	12006	519	128503	4705
3	Bank of Baroda	57	44	135	3645	235	52048	2695
A	Total Lead Banks	679	571	664	35536	1914	307179	12502
4	Oriental Bank of Comm.	52	132	133	4825	317	30526	1375
5	Union Bank of India	55	174	269	3995	499	33529	1423
6	Canara Bank	46	95	161	4658	301	26419	1204
7	Central Bank of India	9	22	70	5877	101	12736	437
8	Punjab & Sind Bank	28	29	55	1614	111	12588	535
9	Allahabad Bank	13	77	74	1941	165	13985	647
10	UCO Bank	23	39	59	1260	121	17887	412
11	Indian Overseas Bank	44	55	63	2164	162	12138	467
12	Bank of India	34	21	69	1519	124	13997	598
13	Syndicate Bank	15	37	57	1836	109	7358	440
14	Corporation Bank	7	13	53	720	73	5558	248
15	Andhra bank	0	13	51	833	64	2615	219
16	Indian Bank	0	4	12	203	16	2518	86
17	United Bank of India	0	9	38	456	46	1077	88
18	Bank of Maharashtra	0	1	18	167	19	399	41
B	Total Non-Lead Banks	325	722	1181	32068	2227	193330	8219
C	Total N. Banks (A + B)	1004	1293	1845	67604	4142	500509	20721
19	Uttarakhand G.B	290	116	100	7816	506	89148	1517
20	Prathama U.P Gramin Bank	1	0	0	14	1	1019	9
D	Total R.R.B.	291	116	100	7830	506	90167	1526
21	Co-operative Bank	190	192	66	9250	447	367395	2977
E	Total Cooperative	190	192	66	9250	447	367395	2977
F	Total (C+D+E)	1484	1600	2012	84684	5095	958071	25225
22	Nainital Bank	97	195	165	2613	457	18293	1222
23	Axis Bank	0	0	16	264	16	3993	403
24	ICICI bank	0	11	66	797	77	10240	898
25	IDBI Bank	41	41	30	1249	112	8086	564
26	HDFC Bank	3	7	654	8522	665	59136	1741
27	The J & K Bank	0	0	21	275	21	354	30
28	Fedral Bank Ltd	0	0	1	1	1	25	2
29	IndusInd Bank	0	0	0	0	0	31539	233
30	The Karnataka bank	0	3	22	220	25	465	77
31	The South Indian Bank Ltd	0	0	0	0	0	145	15
32	Standard Chartered Bank	0	0	0	0	0	0	0
33	Yes Bank	0	0	0	2	0	4993	469
34	Kotak Mahinda	0	0	0	0	0	957	339
35	BANDHAN BANK	0	0	5	56	5	78352	434
36	UJJIVAN FINANCIAL SERVICES	0	6	27	13796	33	22958	56
37	UTKARSH MICRO FINANCE	0	0	0	0	0	54197	114
38	IDFC Bank	0	0	6	37	6	175	54
G	Total Private Bank	140	263	1013	27832	1417	293908	6649
H	Total All Bank (F+G)	1624	1864	3025	112516	6513	1251979	31874
	RIDF							
	Total (H+RIDF)	1624	1864	3025	112516	6513	1251979	31874

PSA + NPSA = TOTAL WITHIN ADVANCES

(₹ in Crores)

S. No.	Name of the Bank	Total PSA		Total NPSA		Total Within State	
		Total		Total		Total	
		No.	Amt.	No.	Amt.	No.	Amt.
1	State Bank of India	126628	5102	167153	7273	293781	12375
2	Punjab National Bank	128503	4705	28685	6979	157188	11685
3	Bank of Baroda	52048	2695	20857	1536	72905	4231
A	Total Lead Banks	307179	12502	216695	15789	523874	28291
4	Oriental Bank of Comm.	30526	1375	8576	606	39102	1982
5	Union Bank of India	33529	1423	3662	202	37191	1624
6	Canara Bank	26419	1204	9912	574	36331	1778
7	Central Bank of India	12736	437	12837	275	25573	711
8	Punjab & Sind Bank	12588	535	3045	145	15633	679
9	Allahabad Bank	13985	647	17826	274	31811	921
10	UCO Bank	17887	412	4624	105	22511	517
11	Indian Overseas Bank	12138	467	3836	205	15974	671
12	Bank of India	13997	598	7399	431	21396	1029
13	Syndicate Bank	7358	440	6230	356	13588	796
14	Corporation Bank	5558	248	2837	73	8395	321
15	Andhra bank	2615	219	1477	98	4092	317
16	Indian Bank	2518	86	303	41	2821	127
17	United Bank of India	1077	88	350	37	1427	125
18	Bank of Maharashtra	399	41	729	18	1128	58
B	Total Non-Lead Banks	193330	8219	83643	3438	276973	11657
C	Total N. Banks (A + B)	500509	20721	300338	19227	800847	39949
19	Uttarakhand G.B	89148	1517	19937	911	109085	2428
20	Prathama U.P Gramin Bank	1019	9	16	0	1035	9
D	Total R.R.B.	90167	1526	19953	911	110120	2437
21	Co-operative Bank	367395	2977	24433	2955	391828	5932
E	Total Cooperative	367395	2977	24433	2955	391828	5932
F	Total (C+D+E)	958071	25225	344724	23093	1302795	48317
22	Nainital Bank	18293	1222	7693	554	25986	1775
23	Axis Bank	3993	403	22386	1189	26379	1593
24	ICICI bank	10240	898	45815	1254	56055	2152
25	IDBI Bank	8086	564	904	87	8990	651
26	HDFC Bank	59136	1741	173733	2971	232869	4712
27	The J & K Bank	354	30	398	16	752	46
28	Fedral Bank Ltd	25	2	342	46	367	48
29	IndusInd Bank	31539	233	18989	266	50528	499
30	The Karnataka bank	465	77	640	47	1105	123
31	The South Indian Bank Ltd	145	15	0	0	145	15
32	Standard Chartered Bank	0	0	0	0	0	0
33	Yes Bank	4993	469	8736	639	13729	1108
34	Kotak Mahinda	957	339	341	55	1298	394
35	BANDHAN BANK	78352	434	16984	7	95336	440
36	UJJIVAN FINANCIAL SERVICES	22958	56	2148	7	25106	63
37	UTKARSH MICRO FINANCE	54197	114	75	10	54272	124
38	IDFC Bank	175	54	23461	281	23636	336
G	Total Private Bank	293908	6649	322645	7430	616553	14079
H	Total All Bank (F+G)	1251979	31874	667369	30523	1919348	62397
	RIDF					1	7393
	Total (H+RIDF)	1251979	31874	667369	30523	1919349	69790

Contd.

(₹ in Crores)

S. No.	Name of the Bank	ADV. TO W/S					DIR ADV		ADV TO SC/ST		POPULATION-WISE CD RATIO			
		R	SU	U	Total		No.	Amt.	No.	Amt.	R	SU	U	Total
					No.	Amt.								
1	State Bank of India	721	191	380	33090	1292	939	1.03	31657	517.58	40	58	50	48
2	Punjab National Bank	787	305	157	97469	1249	23	0.02	16004	381.33	54	65	39	50
3	Bank of Baroda	362	297	140	30992	799	318	0.25	4504	87.18	47	62	46	49
A	Total Lead Banks	1870	792	678	161551	3340	1280	1.30	52165	986.09	44	61	46	49
4	Oriental Bank of Comm.	85	268	154	19938	506	4	0.03	2996	95.05	30	47	56	48
5	Union Bank of India	121	207	44	18712	372	380	0.41	3431	45.60	37	40	27	32
6	Canara Bank	73	107	110	14428	290	2208	2.13	2675	41.98	46	60	51	52
7	Central Bank of India	11	11	29	557	51	0	0.00	1198	25.67	19	17	34	29
8	Punjab & Sind Bank	72	42	53	6083	167	0	0.00	660	16.43	47	70	38	45
9	Allahabad Bank	15	28	34	2879	77	9	0.73	6099	197.84	35	50	31	39
10	UCO Bank	8	85	2	3204	95	44	0.06	3358	27.21	39	49	38	41
11	Indian Overseas Bank	5	30	4	339	39	4	0.00	2534	72.21	57	38	35	39
12	Bank of India	73	182	48	3625	302	0	0.00	761	43.75	52	58	63	60
13	Syndicate Bank	3	66	3	738	71	0	0.00	2159	21.19	56	36	57	52
14	Corporation Bank	13	54	9	2880	76	22	0.03	426	6.27	51	85	42	51
15	Andhra bank	6	3	5	531	14	3	0.20	104	3.89	104	62	65	65
16	Indian Bank	0	7	2	523	9	3	0.00	473	8.70	0	34	141	121
17	United Bank of India	0	0	6	100	6	0	0.00	296	2.52	0	124	73	80
18	Bank of Maharashtra	0	0	5	166	5	0	0.00	144	4.28	0	36	44	43
B	Total Non-Lead Banks	484	1090	509	74703	2083	2677	3.59	27314	612.59	40	46	45	45
C	Total N. Banks (A + B)	2354	1882	1187	236254	5423	3957	4.88	79479	1598.68	44	57	46	48
19	Uttarakhand G.B	244	54	15	59023	313	0	0.00	39878	406.04	37	61	62	44
20	Prathama U.P Gramin Bank	5	0	0	495	5	0	0.00	785	5.82	53	0	0	53
D	Total R.R.B.	249	54	15	59518	318	0	0.00	40663	411.86	37	61	62	44
21	Co-operative Bank	338	262	222	67904	821	0	0.00	40389	352.26	48	46	79	59
E	Total Cooperative	338	262	222	67904	821	0	0.00	40389	352.26	48	46	79	59
F	Total (C+D+E)	2940	2198	1424	363676	6563	3957	4.88	160531	2362.79	43	56	48	48
22	Nainital Bank	104	73	21	11108	198	1469	1.71	3262	35.11	44	45	89	59
23	Axis Bank	0	0	113	4515	113	0	0.00	9618	186.21	71	12	63	49
24	ICICI bank	1	54	69	4842	123	0	0.00	812	22.07	90	1	136	71
25	IDBI Bank	26	39	50	5089	115	20	0.01	814	21.63	59	51	43	46
26	HDFC Bank	89	81	157	43513	328	0	0.00	91	4.67	268	89	110	111
27	The J & K Bank	0	0	8	90	8	19	0.02	0	0.00	0	0	53	53
28	Fedral Bank Ltd	0	0	0	15	0	0	0.00	0	0.00	0	0	33	33
29	IndusInd Bank	0	0	47	17838	47	0	0.00	14426	30.54	46	0	67	66
30	The Karnataka bank	0	0	1	11	1	0	0.00	5	0.29	0	193	44	51
31	The South Indian Bank Ltd	0	0	0	0	0	0	0.00	0	0.00	0	0	48	48
32	Standard Chartered Bank	0	0	0	0	0	0	0.00	0	0.00	0	0	0	0
33	Yes Bank	1	4	34	4368	39	0	0.00	0	0.00	40	44	128	119
34	Kotak Mahinda	0	8	87	607	95	0	0.00	41	1.36	0	24	58	56
35	BANDHAN BANK	0	0	0	0	0	0	0.00	10488	43.34	0	240	79	110
36	UJJIVAN FINANCIAL SERVICES	0	5	25	14721	30	0	0.00	8973	18.53	0	1133	11	13
37	UTKARSH MICRO FINANCE	65	21	20	39456	106	0	0.00	41896	86.43	565	46343	5	25
38	IDFC Bank	0	0	0	0	0	0	0.00	253	1.13	0	0	172	172
G	Total Private Bank	286	285	633	146173	1204	1508	1.75	90679	451.30	73	37	84	72
H	Total All Bank (F+G)	3226	2483	2057	509849	7767	5465	6.63	251210	2814.10	44	53	55	52
	RIDF					0					0	0	0	0
	Total (H+RIDF)	3226	2483	2057	509849	7767	5465	6.63	251210	2814.10	63	53	55	57

**ANNUAL CREDIT PLAN
SECTOR WISE ACHIEVEMENTS OF ALL BANKS
PRIORITY SECTOR ADVANCE**

SLBC - 3

FROM 01.04.2019 TO 31.03.2020

S. No.	Name of the Bank	CROP LOAN					Term Loan					FARM SECTOR				
		Targets		Achievements		%age	Targets		Achievements		%age	Targets		Achievements		%age
		No.	Amt.	No.	Amt.		No.	Amt.	No.	Amt.		No.	Amt.	No.	Amt.	
1	State Bank of India	0	122748	50642	97779	80	0	54224	13107	92039	170	0	176972	63749	189817	107
2	Punjab National Bank	0	69322	25880	60563	87	0	32750	10899	32250	98	0	102073	36779	92813	91
3	Bank of Baroda	0	58406	18748	50240	86	0	40362	3277	26494	66	0	98769	22025	76733	78
A	Total Lead Banks	0	250476	95270	208581	83	0	127337	27283	150782	118	0	377813	122553	359363	95
4	Oriental Bank of Comm.	0	25666	7411	19542	76	0	17513	235	1737	10	0	43179	7646	21279	49
5	Union Bank of India	0	21419	6884	16678	78	0	10963	644	1633	15	0	32382	7528	18311	57
6	Canara Bank	0	14540	5628	7848	54	0	10318	2441	4113	40	0	24858	8069	11961	48
7	Central Bank of India	0	6971	744	950	14	0	4088	254	2797	68	0	11059	998	3747	34
8	Punjab & Sind Bank	0	10116	3452	8998	89	0	4967	173	1297	26	0	15083	3625	10295	68
9	Allahabad Bank	0	12082	3332	5810	48	0	8558	242	2681	31	0	20640	3574	8491	41
10	UCO Bank	0	11873	1289	6095	51	0	9088	680	5018	55	0	20961	1969	11113	53
11	Indian Overseas Bank	0	11755	657	725	6	0	4773	450	199	4	0	16528	1107	924	6
12	Bank of India	0	6939	1762	2215	32	0	4876	2572	10613	218	0	11815	4334	12828	109
13	Syndicate Bank	0	5491	648	1318	24	0	3408	535	1028	30	0	8899	1183	2346	26
14	Corporation Bank	0	4118	112	368	9	0	2976	122	232	8	0	7093	234	600	8
15	Andhra bank	0	2505	376	1030	41	0	1582	79	305	19	0	4087	455	1336	33
16	Indian Bank	0	2143	116	418	20	0	1100	2	76	7	0	3243	118	495	15
17	United Bank of India	0	978	25	120	12	0	860	168	359	42	0	1837	193	479	26
18	Bank of Maharashtra	0	931	6	26	3	0	1217	10	29	2	0	2148	16	55	3
B	Total Non-Lead Banks	0	137526	32442	72140	52	0	86287	8607	32119	37	0	223812	41049	104260	47
C	Total N. Banks (A + B)	0	388002	127712	280722	72	0	213623	35890	182901	86	0	601625	163602	463623	77
19	Uttarakhand G.B	0	65803	31718	21220	32	0	27451	2636	3533	13	0	93253	34354	24753	27
20	Prathama U.P Gramin Bank	0	580	730	1568	270	0	75	11	4	5	0	655	741	1572	240
D	Total R.R.B.	0	66383	32448	22789	34	0	27526	2647	3537	13	0	93908	35095	26326	28
21	Co-operative Bank	0	165502	181965	129529	78	0	58724	18811	21750	37	0	224226	200776	151280	67
E	Total Cooperative	0	165502	181965	129529	78	0	58724	18811	21750	37	0	224226	200776	151280	67
F	Total (C+D+E)	0	619886	342125	433040	70	0	299873	57348	208189	69	0	919759	399473	641228	70
22	Nainital Bank	0	22715	3315	6590	29	0	13849	244	1348	10	0	36564	3559	7938	22
23	Axis Bank	0	13223	4749	31448	238	0	8215	22	47	1	0	21438	4771	31495	147
24	ICICI bank	0	5156	310	1180	23	0	5736	5379	7183	125	0	10892	5689	8363	77
25	IDBI Bank	0	4164	367	595	14	0	2356	195	314	13	0	6520	562	909	14
26	HDFC Bank	0	7522	2269	18557	247	0	8520	3352	16484	193	0	16042	5621	35041	218
27	The J & K Bank	0	496	0	0	0	0	169	0	0	0	0	665	0	0	0
28	Fedral Bank Ltd	0	17	18	16	89	0	28	0	0	0	0	46	18	16	34
29	IndusInd Bank	0	765	0	0	0	0	2070	15990	7627	368	0	2835	15990	7627	269
30	The Karnataka bank	0	672	1	3	0	0	310	0	0	0	0	982	1	3	0
31	The South Indian Bank Ltd	0	20	0	0	0	0	19	0	0	0	0	39	0	0	0
32	Standard Chartered Bank	0	0	0	0	0	0	0	0	0	0	0	0	0	0	0
33	Yes Bank	0	1343	166	573	43	0	11946	2018	36405	305	0	13289	2184	36978	278
34	Kotak Mahinda	0	2365	2	13	1	0	1888	156	307	16	0	4253	158	321	8
35	BANDHAN BANK	0	684	0	0	0	0	437	48424	31300	7154	0	1121	48424	31300	2792
36	UJJIVAN FINANCIAL SERVICES	0	514	0	0	0	0	307	4631	1715	558	0	821	4631	1715	209
37	UTKARSH MICRO FINANCE	0	1088	0	0	0	0	2117	21713	6397	302	0	3204	21713	6397	200
38	IDFC Bank	0	10	0	0	0	0	25	14	25	100	0	35	14	25	71
G	Total Private Bank	0	60754	11197	58974	97	0	57992	102138	109153	188	0	118746	113335	168126	142
H	Total All Bank (F+G)	0	680640	353322	492014	72	0	357865	159486	317341	89	0	1038505	512808	809355	78

Contd.

(₹ in Lacs)

S. No.	Name of the Bank	NON FARM SECTOR					OTHER PRIORITY SECTOR					TOTAL PSA				
		Targets		Achievements		%age	Targets		Achievements		%age	Targets		Achievements		%age
		No.	Amt.	No.	Amt.		No.	Amt.	No.	Amt.		No.	Amt.	No.	Amt.	
1	State Bank of India	0	178618	12524	177931	100	0	79045	7398	30479	39	0	434635	83671	398227	92
2	Punjab National Bank	0	111219	17230	202388	182	0	37416	2142	10495	28	0	250708	56151	305696	122
3	Bank of Baroda	0	86383	3397	52861	61	0	27414	1302	10005	36	0	212566	26724	139599	66
A	Total Lead Banks	0	376221	33151	433180	115	0	143875	10842	50979	35	0	897908	166546	843522	94
4	Oriental Bank of Comm.	0	30315	2070	19188	63	0	15967	1137	10802	68	0	89461	10853	51270	57
5	Union Bank of India	0	30228	1498	12407	41	0	14400	494	8118	56	0	77011	9520	38836	50
6	Canara Bank	0	23653	4747	20929	88	0	15261	2984	10180	67	0	63772	15800	43070	68
7	Central Bank of India	0	22469	1595	20071	89	0	10790	608	10862	101	0	44318	3201	34680	78
8	Punjab & Sind Bank	0	9404	746	6842	73	0	6606	220	2823	43	0	31093	4591	19960	64
9	Allahabad Bank	0	16321	2552	16673	102	0	7484	528	1586	21	0	44445	6654	26750	60
10	UCO Bank	0	13506	1212	8149	60	0	7362	1751	4893	66	0	41829	4932	24155	58
11	Indian Overseas Bank	0	15250	1085	1920	13	0	7101	1490	4835	68	0	38880	3682	7679	20
12	Bank of India	0	13243	3239	17460	132	0	10304	2357	489	5	0	35362	9930	30777	87
13	Syndicate Bank	0	13927	1339	5908	42	0	5753	1432	6192	108	0	28579	3954	14446	51
14	Corporation Bank	0	4766	285	761	16	0	2352	54	293	12	0	14211	573	1654	12
15	Andhra bank	0	4333	680	9451	218	0	1629	58	423	26	0	10049	1193	11210	112
16	Indian Bank	0	3693	37	405	11	0	1411	109	367	26	0	8347	264	1267	15
17	United Bank of India	0	2958	83	468	16	0	1314	42	296	23	0	6109	318	1243	20
18	Bank of Maharashtra	0	2648	353	1655	62	0	993	65	658	66	0	5788	434	2368	41
B	Total Non-Lead Banks	0	206713	21521	142287	69	0	108728	13329	62817	58	0	539253	75899	309364	57
C	Total N. Banks (A + B)	0	582933	54672	575467	99	0	252603	24171	113796	45	0	1437161	242445	1152886	80
19	Uttarakhand G.B	0	51035	12687	40288	79	0	33571	1429	11934	36	0	177859	48470	76976	43
20	Prathama U.P Gramin Bank	0	605	0	0	0	0	210	0	0	0	0	1470	741	1572	107
D	Total R.R.B.	0	51640	12687	40288	78	0	33781	1429	11934	35	0	179329	49211	78548	44
21	Co-operative Bank	0	40129	4741	42106	105	0	33720	6813	24084	71	0	298075	212330	217470	73
E	Total Cooperative	0	40129	4741	42106	105	0	33720	6813	24084	71	0	298075	212330	217470	73
F	Total (C+D+E)	0	674703	72100	657861	98	0	320103	32413	149815	47	0	1914566	503986	1448904	76
22	Nainital Bank	0	27550	2989	31967	116	0	11335	713	25187	222	0	75449	7261	65092	86
23	Axis Bank	0	15976	2560	7265	45	0	4934	7	14	0	0	42348	7338	38774	92
24	ICICI bank	0	20245	1067	46782	231	0	5939	29	480	8	0	37076	6785	55626	150
25	IDBI Bank	0	8588	285	884	10	0	4839	186	1029	21	0	19947	1033	2822	14
26	HDFC Bank	0	26011	21909	29537	114	0	5134	2056	1673	33	0	47188	29586	66251	140
27	The J & K Bank	0	1990	0	0	0	0	571	115	678	119	0	3225	115	678	21
28	Fedral Bank Ltd	0	63	0	0	0	0	117	5	35	30	0	225	23	51	22
29	IndusInd Bank	0	2614	19725	12772	489	0	969	0	0	0	0	6417	35715	20399	318
30	The Karnataka bank	0	875	20	295	34	0	589	6	474	81	0	2446	27	772	32
31	The South Indian Bank Ltd	0	60	0	0	0	0	26	0	0	0	0	125	0	0	0
32	Standard Chartered Bank	0	0	0	0	0	0	0	0	0	0	0	0	0	0	0
33	Yes Bank	0	11323	577	32142	284	0	763	0	0	0	0	25375	2761	69120	272
34	Kotak Mahinda	0	3178	79	5700	179	0	1024	0	0	0	0	8455	237	6020	71
35	BANDHAN BANK	0	2298	9874	4004	174	0	769	15	36	5	0	4187	58313	35340	844
36	UJJIVAN FINANCIAL SERVICES	0	838	1327	577	69	0	823	9095	3152	383	0	2482	15053	5443	219
37	UTKARSH MICRO FINANCE	0	6809	17262	5384	79	0	1474	0	0	0	0	11488	38975	11781	103
38	IDFC Bank	0	28	21	2082	7436	0	66	9	178	270	0	129	44	2285	1771
G	Total Private Bank	0	128446	77695	179390	140	0	39371	12236	32936	84	0	286562	203266	380452	133
H	Total All Bank (F+G)	0	803149	149795	837250	104	0	359474	44649	182750	51	0	2201128	707252	1829356	83

ANNUAL CREDIT PLAN
SECTOR WISE ACHIEVEMENTS OF ALL BANKS
NON PRIORITY SECTOR ADVANCE
FROM 01.04.2019 TO 31.03.2020

(₹ in Lacs)

S. No.	Name of the Bank	MSE		Services		Personal		Total Non-PSA	
		No.	Amt.	No.	Amt.	No.	Amt.	No.	Amt.
1	State Bank of India	814	14811.06	2030	14420.86	57660	174175.67	60504	203407.59
2	Punjab National Bank	2180	89366.60	123	542.01	10610	96906.94	12913	186815.55
3	Bank of Baroda	4	834.99	1	195.00	2003	11346.57	2008	12376.56
A	Total Lead Banks	2998	105012.65	2154	15157.87	70273	282429.18	75425	402599.70
4	Oriental Bank of Comm.	0	0.00	0	0.00	2279	23247.12	2279	23247.12
5	Union Bank of India	64	26025.22	15	89.65	732	2193.74	811	28308.61
6	Canara Bank	98	528.43	282	2407.00	1697	10377.57	2077	13313.00
7	Central Bank of India	0	0.00	277	2223.01	1126	5981.63	1403	8204.64
8	Punjab & Sind Bank	0	0.00	0	0.00	873	4299.84	873	4299.84
9	Allahabad Bank	29	283.10	257	2152.50	653	1257.31	939	3692.91
10	UCO Bank	0	0.00	38	523.90	295	1294.14	333	1818.04
11	Indian Overseas Bank	36	49.04	47	60.46	380	729.90	463	839.40
12	Bank of India	539	19312.86	0	0.00	0	0.00	539	19312.86
13	Syndicate Bank	246	435.41	560	3493.21	1167	4277.00	1973	8205.62
14	Corporation Bank	0	0.00	0	0.00	434	1609.15	434	1609.15
15	Andhra bank	0	0.00	0	0.00	853	4494.36	853	4494.36
16	Indian Bank	0	0.00	0	0.00	360	1765.71	360	1765.71
17	United Bank of India	0	0.00	0	0.00	445	3922.00	445	3922.00
18	Bank of Maharashtra	7	101.95	14	27.90	172	1159.24	193	1289.09
B	Total Non-Lead Banks	1019	46736.01	1490	10977.63	11466	66608.71	13975	124322.35
C	Total N. Banks (A + B)	4017	151748.66	3644	26135.50	81739	349037.89	89400	526922.05
19	Uttarakhand G.B	0	0.00	0	0.00	14088	74217.32	14088	74217.32
20	Prathama U.P Gramin Bank	0	0.00	0	0.00	0	0.00	0	0.00
D	Total R.R.B.	0	0.00	0	0.00	14088	74217.32	14088	74217.32
21	Co-operative Bank	1060	3871.27	5253	43478.04	5654	42612.57	11967	89961.88
E	Total Cooperative	1060	3871.27	5253	43478.04	5654	42612.57	11967	89961.88
F	Total (C+D+E)	5077	155619.93	8897	69613.54	101481	465867.78	115455	691101.25
22	Nainital Bank	0	0.00	0	0.00	2441	21654.85	2441	21654.85
23	Axis Bank	22	557.48	1177	3512.46	5341	25018.07	6540	29088.01
24	ICICI bank	0	0.00	0	0.00	49682	89790.46	49682	89790.46
25	IDBI Bank	0	0.00	1	8.50	117	2184.18	118	2192.68
26	HDFC Bank	0	0.00	3459	8559.00	0	0.00	3459	8559.00
27	The J & K Bank	0	0.00	0	0.00	88	904.83	88	904.83
28	Fedral Bank Ltd	0	0.00	0	0.00	7	0.19	7	0.19
29	IndusInd Bank	5165	18081.00	0	0.00	0	0.00	5165	18081.00
30	The Karnataka bank	157	2462.45	156	921.51	111	237.21	424	3621.17
31	The South Indian Bank Ltd	0	0.00	0	0.00	0	0.00	0	0.00
32	Standard Chartered Bank	0	0.00	0	0.00	0	0.00	0	0.00
33	Yes Bank	0	0.00	0	0.00	8736	63833.00	8736	63833.00
34	Kotak Mahinda	0	0.00	0	0.00	42	2838.47	42	2838.47
35	BANDHAN BANK	154	786.55	0	0.00	272	225.31	426	1011.86
36	UJJIVAN FINANCIAL SERVICES	0	0.00	0	0.00	84	141.49	84	141.49
37	UTKARSH MICRO FINANCE	23	427.00	0	0.00	0	0.00	23	427.00
38	IDFC Bank	0	0.00	0	0.00	16053	23764.00	16053	23764.00
G	Total Private Bank	5521	22314.48	4793	13001.47	82974	230592.06	93288	265908.01
H	Total All Bank (F+G)	10598	177934.41	13690	82615.01	184455	696459.84	208743	957009.26

KISAN CREDIT CARD SCHEME
POSITION AS ON : 31ST MARCH 2020
FROM 01.04.2019 TO 31.03.2020

(₹ in Lacs)

S. No.	Name of the Bank	Yearly Target	Card Issued (New & Renewals)	Limit Sanctioned	% Ach. of Target	No. of New KCC issued during the year	Total KCC A/Cs (Since inception)		Total KCC A/Cs in which ATM debit card issued (since inception)
		No.	No.	Amount		No.	No.	Amount	No.
1	State Bank of India	16681	50642	97778.70	304	10028	67251	112037.00	66090.00
2	Punjab National Bank	7813	25880	60563.05	331	2378	64037	94913.00	46045.00
3	Bank of Baroda	3712	18748	50239.52	505	2131	23873	63992.30	23018.00
A	Total Lead Banks	28206	95270	208581.27	338	14537	155161	270942.30	135153
4	Oriental Bank of Comm.	1890	7411	19542.07	392	638	13408	32616.00	7732.00
5	Union Bank of India	2808	6884	16677.92	245	6884	14485	34263.00	12208.00
6	Canara Bank	3165	5628	7847.83	178	1055	4899	8437.00	3259.00
7	Central Bank of India	945	744	949.52	79	119	1350	1426.00	1297.00
8	Punjab & Sind Bank	1281	3452	8997.57	269	234	4857	14529.00	6797.00
9	Allahabad Bank	1835	3332	5810.27	182	788	4573	9280.00	3064.00
10	UCO Bank	1727	1289	6094.60	75	572	6494	4659.70	1989.00
11	Indian Overseas Bank	880	657	725.48	75	198	4022	7372.40	474.00
12	Bank of India	911	1762	2215.22	193	4111	4020	9484.00	1802.00
13	Syndicate Bank	1543	648	1317.64	42	517	980	5580.00	606.00
14	Corporation Bank	530	112	367.60	21	178	2110	6312.00	2135.00
15	Andhra bank	200	376	1030.16	188	379	467	1273.20	423.00
16	Indian Bank	155	116	418.44	75	53	1227	2343.00	1008.00
17	United Bank of India	20	25	120.00	125	12	55	130.00	131.00
18	Bank of Maharashtra	20	6	26.09	30	6	8	34.00	7.00
B	Total Non-Lead Banks	17910	32442	72140.41	181	15744	62955	137739.30	42932
C	Total N. Banks (A + B)	46116	127712	280721.68	277	30281	218116	408681.60	178085
19	Uttarakhand G.B	18877	31718	21220.20	168	2764	47766	31909.00	45706.00
20	Prathama U.P Gramin Bank	50	730	1568.47	1460	88	457	668.00	243.00
D	Total R.R.B.	18927	32448	22788.67	171	2852	48223	32577.00	45949
21	Co-operative Bank	30467	181965	129529.49	597	12437	311464	155869.00	205903.00
E	Total Cooperative	30467	181965	129529.49	597	12437	311464	155869.00	205903
F	Total (C+D+E)	95510	342125	433039.84	358	45570	577803	597127.60	429937
22	Nainital Bank	2425	3315	6589.80	137	913	7913	17459.82	12.00
23	Axis Bank	370	4749	31447.94	1284	1674	3403	31542.33	2179.00
24	ICICI bank	160	310	1179.95	194	177	413	1601.00	307.00
25	IDBI Bank	915	367	594.73	40	363	957	2992.00	974.00
26	HDFC Bank	285	2269	18557.00	796	2269	2664	22720.00	6716.00
27	The J & K Bank	5	0	0.00	0	0	0	0.00	0.00
28	Fedral Bank Ltd	5	18	15.54	360	0	18	14.50	0.00
29	IndusInd Bank	55	0	0.00	0	0	0	0.00	0.00
30	The Karnataka bank	5	1	2.96	20	0	2	8.90	0.00
31	The South Indian Bank Ltd	5	0	0.00	0	0	0	0.00	0.00
32	Standard Chartered Bank	5	0	0.00	0	0	0	0.00	0.00
33	Yes Bank	50	166	572.61	332	0	176	552.00	0.00
34	Kotak Mahinda	10	2	13.16	20	9	371	9382.00	9.00
35	BANDHAN BANK	10	0	0.00	0	0	0	0.00	0.00
36	UJJIVAN FINANCIAL SERVICES	5	0	0.00	0	0	0	0.00	0.00
37	UTKARSH MICRO FINANCE	175	0	0.00	0	0	0	0.00	0.00
38	IDFC Bank	5	0	0.00	0	0	0	0.00	0.00
G	Total Private Bank	4490	11197	58973.69	249	5405	15917	86272.55	10197
H	Total All Bank (F+G)	100000	353322	492013.53	353	50975	593720	683400.15	440134

CREDIT FLOW TO AGRICULTURE SECTOR :
PROGRESS MADE UPTO THE MONTH OF 31ST MARCH 2020
FROM 01.04.2019 TO 31.03.2020

(₹ in Lacs)

S. No.	Name of the Bank	Nos. of Semi-Urban & Rural Brs.	Disbursement/Loans issued (1)					
			Crop Loan		Term Loan		Total Loan	
			No.	Amt.	No.	Amt.	No.	Amt.
1	State Bank of India	336	50642	97778.70	13107	92038.53	63749	189817.23
2	Punjab National Bank	194	25880	60563.05	10899	32249.70	36779	92812.75
3	Bank of Baroda	102	18748	50239.52	3277	26493.63	22025	76733.15
A	Total Lead Banks	632	95270	208581.27	27283	150781.86	122553	359363.13
4	Oriental Bank of Comm.	47	7411	19542.07	235	1736.98	7646	21279.05
5	Union Bank of India	62	6884	16677.92	644	1633.20	7528	18311.12
6	Canara Bank	55	5628	7847.83	2441	4113.16	8069	11960.99
7	Central Bank of India	20	744	949.52	254	2797.36	998	3746.88
8	Punjab & Sind Bank	28	3452	8997.57	173	1297.04	3625	10294.61
9	Allahabad Bank	30	3332	5810.27	242	2680.80	3574	8491.07
10	UCO Bank	43	1289	6094.60	680	5018.21	1969	11112.81
11	Indian Overseas Bank	36	657	725.48	450	198.98	1107	924.46
12	Bank of India	25	1762	2215.22	2572	10613.00	4334	12828.22
13	Syndicate Bank	43	648	1317.64	535	1028.30	1183	2345.94
14	Corporation Bank	19	112	367.60	122	232.42	234	600.02
15	Andhra bank	5	376	1030.16	79	305.44	455	1335.60
16	Indian Bank	5	116	418.44	2	76.35	118	494.79
17	United Bank of India	2	25	120.00	168	359.00	193	479.00
18	Bank of Maharashtra	1	6	26.09	10	29.14	16	55.23
B	Total Non-Lead Banks	421	32442	72140.41	8607	32119.38	41049	104259.79
C	Total N. Banks (A + B)	1053	127712	280721.68	35890	182901.24	163602	463622.92
19	Uttarakhand G.B	262	31718	21220.20	2636	3532.99	34354	24753.19
20	Prathama U.P Gramin Bank	1	730	1568.47	11	4.00	741	1572.47
D	Total R.R.B.	263	32448	22788.67	2647	3536.99	35095	26325.66
21	Co-operative Bank	238	181965	129529.49	18811	21750.39	200776	151279.88
E	Total Cooperative	238	181965	129529.49	18811	21750.39	200776	151279.88
F	Total (C+D+E)	1554	342125	433039.84	57348	208188.62	399473	641228.46
22	Nainital Bank	61	3315	6589.80	244	1347.95	3559	7937.75
23	Axis Bank	29	4749	31447.94	22	47.07	4771	31495.01
24	ICICI bank	17	310	1179.95	5379	7183.46	5689	8363.41
25	IDBI Bank	23	367	594.73	195	314.17	562	908.90
26	HDFC Bank	23	2269	18557.00	3352	16484.00	5621	35041.00
27	The J & K Bank	0	0	0.00	0	0.00	0	0.00
28	Fedral Bank Ltd	0	18	15.54	0	0.00	18	15.54
29	IndusInd Bank	2	0	0.00	15990	7627.00	15990	7627.00
30	The Karnataka bank	1	1	2.96	0	0.00	1	2.96
31	The South Indian Bank Ltd	0	0	0.00	0	0.00	0	0.00
32	Standard Chartered Bank	0	0	0.00	0	0.00	0	0.00
33	Yes Bank	9	166	572.61	2018	36405.48	2184	36978.09
34	Kotak Mahinda	3	2	13.16	156	307.34	158	320.50
35	BANDHAN BANK	5	0	0.00	48424	31299.63	48424	31299.63
36	UJJIVAN FINANCIAL SERVICES	1	0	0.00	4631	1714.60	4631	1714.60
37	UTKARSH MICRO FINANCE	12	0	0.00	21713	6397.00	21713	6397.00
38	IDFC Bank	0	0	0.00	14	25.00	14	25.00
G	Total Private Bank	186	11197	58973.69	102138	109152.70	113335	168126.39
H	Total All Bank (F+G)	1740	353322	492013.53	159486	317341.32	512808	809354.85

PRIME MINISTER EMPLOYMENT GENERATION PROGRAMME

TOTAL (DIC + KVIC + KVIB)

FROM 01.04.2019 TO 31.03.2020

(₹ in Lacs)

S. No.	Name of the Bank	Yearly Target	Received		Sanctioned		Loan Sanctioned to SC/ST beneficiaries	
			No.	Amt.	No.	Amt.	No.	Amt.
1	State Bank of India	279	1434	7194.37	498	1850.62	79	315.73
2	Punjab National Bank	137	686	5273.89	235	1277.68	46	235.77
3	Bank of Baroda	74	362	2432.30	130	759.77	16	60.09
A	Total Lead Banks	490	2482	14900.56	863	3888.07	141	611.59
4	Oriental Bank of Comm.	42	126	1228.09	40	352.50	4	21.30
5	Union Bank of India	65	192	1322.91	71	400.44	10	41.32
6	Canara Bank	62	142	1111.12	69	416.72	12	62.33
7	Central Bank of India	30	69	524.91	25	163.15	5	20.11
8	Punjab & Sind Bank	28	57	532.36	9	114.60	2	16.00
9	Allahabad Bank	34	83	653.22	21	145.55	3	7.60
10	UCO Bank	45	85	496.48	42	126.67	5	20.77
11	Indian Overseas Bank	24	80	716.40	33	232.64	12	61.56
12	Bank of India	36	91	692.20	45	287.22	9	36.17
13	Syndicate Bank	42	113	540.48	51	184.26	2	14.12
14	Corporation Bank	13	23	159.00	3	13.85	1	9.85
15	Andhra bank	13	36	348.42	12	83.08	3	9.22
16	Indian Bank	9	15	129.65	5	29.15	0	0.00
17	United Bank of India	7	3	26.50	0	0.00	0	0.00
18	Bank of Maharashtra	3	9	101.50	2	3.80	0	0.00
B	Total Non-Lead Banks	453	1124	8583.24	428	2553.63	68	320.35
C	Total N. Banks (A + B)	943	3606	23483.80	1291	6441.70	209	931.94
19	Uttarakhand G.B	163	719	4703.50	292	1423.09	48	153.37
20	Prathama U.P Gramin Bank	0	0	0.00	0	0.00	0	0.00
D	Total R.R.B.	163	719	4703.50	292	1423.09	48	153.37
21	Co-operative Bank	59	141	1024.69	57	352.73	8	28.97
E	Total Cooperative	59	141	1024.69	57	352.73	8	28.97
F	Total (C+D+E)	1165	4466	29211.99	1640	8217.52	265	1114.28
22	Nainital Bank	48	227	1977.49	153	1053.55	18	85.89
23	Axis Bank	19	3	24.50	0	0.00	0	0.00
24	ICICI bank	14	3	31.00	0	0.00	0	0.00
25	IDBI Bank	29	78	644.09	47	350.50	5	18.80
26	HDFC Bank	18	6	57.00	0	0.00	0	0.00
27	The J & K Bank	3	0	0.00	0	0.00	0	0.00
28	Fedral Bank Ltd	0	0	0.00	0	0.00	0	0.00
29	IndusInd Bank	7	0	0.00	0	0.00	0	0.00
30	The Karnataka bank	1	2	9.90	0	0.00	0	0.00
31	The South Indian Bank Ltd	0	0	0.00	0	0.00	0	0.00
32	Standard Chartered Bank	0	0	0.00	0	0.00	0	0.00
33	Yes Bank	3	2	19.68	0	0.00	0	0.00
34	Kotak Mahinda	3	0	0.00	0	0.00	0	0.00
35	Bandhan Bank	3	1	8.00	0	0.00	0	0.00
36	Ujjivan Financial Services	1	0	0.00	0	0.00	0	0.00
37	Utkarsh Micro Finance	0	0	0.00	0	0.00	0	0.00
38	IDFC Bank	0	0	0.00	0	0.00	0	0.00
G	Total Private Bank	153	322	2771.66	200	1404.05	23	104.69
H	Total All Bank (F+G)	1318	4788	31983.65	1840	9621.57	288	1218.97

SLBC-7 (a)

(₹ In Lacs)

S. No.	Name of the Bank	Loan Sanctioned to OBC beneficiaries		Loan Sanctioned to Women beneficiaries		Loan Disbursed		Returned	Pending	
		No.	Amt.	No.	Amt.	No.	Amt.		No.	<1M
									No.	No.
1	State Bank of India	29	136.44	72	325.30	357	1472.02	936	0	0
2	Punjab National Bank	60	367.88	53	314.46	187	731.98	443	8	0
3	Bank of Baroda	22	181.71	29	168.69	94	382.11	191	38	3
A	Total Lead Banks	111	686.03	154	808.45	638	2586.11	1570	46	3
4	Oriental Bank of Comm.	10	113.05	11	65.61	26	148.95	82	4	0
5	Union Bank of India	16	115.95	19	112.22	57	239.79	104	15	2
6	Canara Bank	5	39.68	17	108.20	59	293.04	66	7	0
7	Central Bank of India	4	38.00	2	4.75	24	106.06	44	0	0
8	Punjab & Sind Bank	3	57.75	2	19.95	7	57.20	45	3	0
9	Allahabad Bank	0	0.00	8	35.70	16	81.20	49	11	2
10	UCO Bank	1	2.85	13	70.60	35	73.03	39	2	2
11	Indian Overseas Bank	1	5.70	16	100.27	26	122.03	30	5	12
12	Bank of India	5	28.65	8	54.64	38	170.01	39	1	6
13	Syndicate Bank	2	5.70	9	77.75	26	100.48	42	6	14
14	Corporation Bank	0	0.00	0	0.00	1	2.17	18	2	0
15	Andhra bank	3	12.82	4	12.81	9	36.44	23	1	0
16	Indian Bank	0	0.00	1	4.75	4	22.85	6	4	0
17	United Bank of India	0	0.00	0	0.00	0	0.00	3	0	0
18	Bank of Maharashtra	0	0.00	0	0.00	2	1.10	6	1	0
B	Total Non-Lead Banks	50	420.15	110	667.25	330	1454.35	596	62	38
C	Total N. Banks (A + B)	161	1106.18	264	1475.70	968	4040.46	2166	108	41
19	Uttarakhand G.B	10	29.77	74	345.08	265	1074.67	376	51	0
20	Prathama U.P Gramin Bank	0	0.00	0	0.00	0	0.00	0	0	0
D	Total R.R.B.	10	29.77	74	345.08	265	1074.67	376	51	0
21	Co-operative Bank	3	16.72	6	37.18	50	230.64	59	20	5
E	Total Cooperative	3	16.72	6	37.18	50	230.64	59	20	5
F	Total (C+D+E)	174	1152.67	344	1857.96	1283	5345.77	2601	179	46
22	Nainital Bank	10	71.37	53	475.31	129	671.20	60	14	0
23	Axis Bank	0	0.00	0	0.00	0	0.00	0	2	1
24	ICICI bank	0	0.00	0	0.00	0	0.00	1	2	0
25	IDBI Bank	0	0.00	6	49.27	27	279.75	26	3	2
26	HDFC Bank	0	0.00	0	0.00	0	0.00	0	1	5
27	The J & K Bank	0	0.00	0	0.00	0	0.00	0	0	0
28	Fedral Bank Ltd	0	0.00	0	0.00	0	0.00	0	0	0
29	IndusInd Bank	0	0.00	0	0.00	0	0.00	0	0	0
30	The Karnataka bank	0	0.00	0	0.00	0	0.00	2	0	0
31	The South Indian Bank Ltd	0	0.00	0	0.00	0	0.00	0	0	0
32	Standard Chartered Bank	0	0.00	0	0.00	0	0.00	0	0	0
33	Yes Bank	0	0.00	0	0.00	0	0.00	0	1	1
34	Kotak Mahinda	0	0.00	0	0.00	0	0.00	0	0	0
35	Bandhan Bank	0	0.00	0	0.00	0	0.00	0	1	0
36	Ujjivan Financial Services	0	0.00	0	0.00	0	0.00	0	0	0
37	Utkarsh Micro Finance	0	0.00	0	0.00	0	0.00	0	0	0
38	IDFC Bank	0	0.00	0	0.00	0	0.00	0	0	0
G	Total Private Bank	10	71.37	59	524.58	156	950.95	89	24	9
H	Total All Bank (F+G)	184	1224.04	403	2382.54	1439	6296.72	2690	203	55

PRIME MINISTER EMPLOYMENT GENERATION PROGRAMME

DIC

FROM 01.04.2019 TO 31.03.2020

(₹ in Lacs)

S. No.	Name of the Bank	Yearly Target	Received		Sanctioned		Loan Sanctioned to SC/ST beneficiaries	
			No.	Amt.	No.	Amt.	No.	Amt.
1	State Bank of India	110	822	2963.69	279	806.47	51	179.74
2	Punjab National Bank	61	384	2899.37	112	588.25	20	105.78
3	Bank of Baroda	30	212	1166.17	65	402.36	6	16.72
A	Total Lead Banks	201	1418	7029.23	456	1797.08	77	302.24
4	Oriental Bank of Comm.	19	79	847.48	25	229.36	1	4.75
5	Union Bank of India	26	110	822.13	43	251.07	7	31.35
6	Canara Bank	23	96	730.45	38	245.18	9	51.33
7	Central Bank of India	13	43	333.38	15	105.62	3	9.66
8	Punjab & Sind Bank	10	36	353.76	5	72.85	2	16.00
9	Allahabad Bank	11	45	381.79	11	81.10	1	1.90
10	UCO Bank	17	43	255.73	21	65.20	2	14.12
11	Indian Overseas Bank	10	46	396.90	17	133.29	5	19.27
12	Bank of India	17	59	420.84	28	146.97	5	19.47
13	Syndicate Bank	17	65	342.73	30	100.66	2	14.12
14	Corporation Bank	5	18	109.15	2	4.00	0	0.00
15	Andhra bank	3	31	285.42	9	45.08	3	9.22
16	Indian Bank	3	14	126.65	5	29.15	0	0.00
17	United Bank of India	3	2	21.50	0	0.00	0	0.00
18	Bank of Maharashtra	3	9	101.50	2	3.80	0	0.00
B	Total Non-Lead Banks	180	696	5529.41	251	1513.33	40	191.19
C	Total N. Banks (A + B)	381	2114	12558.64	707	3310.41	117	493.43
19	Uttarakhand G.B	62	385	2575.43	151	804.19	21	65.31
20	Prathama U.P Gramin Bank	0	0	0.00	0	0.00	0	0.00
D	Total R.R.B.	62	385	2575.43	151	804.19	21	65.31
21	Co-operative Bank	27	76	598.38	34	234.55	6	21.85
E	Total Cooperative	27	76	598.38	34	234.55	6	21.85
F	Total (C+D+E)	470	2575	15732.45	892	4349.15	144	580.59
22	Nainital Bank	20	147	1307.95	106	744.03	9	55.97
23	Axis Bank	6	3	24.50	0	0.00	0	0.00
24	ICICI bank	4	2	16.00	0	0.00	0	0.00
25	IDBI Bank	13	49	418.58	33	267.13	2	8.80
26	HDFC Bank	6	5	39.00	0	0.00	0	0.00
27	The J & K Bank	1	0	0.00	0	0.00	0	0.00
28	Fedral Bank Ltd	0	0	0.00	0	0.00	0	0.00
29	IndusInd Bank	2	0	0.00	0	0.00	0	0.00
30	The Karnataka bank	1	2	9.90	0	0.00	0	0.00
31	The South Indian Bank Ltd	0	0	0.00	0	0.00	0	0.00
32	Standard Chartered Bank	0	0	0.00	0	0.00	0	0.00
33	Yes Bank	1	1	9.68	0	0.00	0	0.00
34	Kotak Mahinda	1	0	0.00	0	0.00	0	0.00
35	Bandhan Bank	1	0	0.00	0	0.00	0	0.00
36	Ujjivan Financial Services	0	0	0.00	0	0.00	0	0.00
37	Utkarsh Micro Finance	2	0	0.00	0	0.00	0	0.00
38	IDFC Bank	0	0	0.00	0	0.00	0	0.00
G	Total Private Bank	58	209	1825.61	139	1011.16	11	64.77
H	Total All Bank (F+G)	528	2784	17558.06	1031	5360.31	155	645.36

(₹ In

S. No.	Name of the Bank	Lacs)								Pending	
		Loan Sanctioned to OBC beneficiaries		Loan Sanctioned to Women beneficiaries		Loan Disbursed		Returned	<1M	>1M	
		No.	Amt.	No.	Amt.	No.	Amt.	No.	No.	No.	
1	State Bank of India	13	60.65	38	140.81	167	677.65	543	0	0	
2	Punjab National Bank	24	145.50	30	153.00	86	324.28	265	7	0	
3	Bank of Baroda	12	108.37	16	91.87	49	180.12	114	30	3	
A	Total Lead Banks	49	314.52	84	385.68	302	1182.05	922	37	3	
4	Oriental Bank of Comm.	6	87.40	7	21.71	15	91.67	52	2	0	
5	Union Bank of India	7	60.80	15	68.47	36	145.00	57	10	0	
6	Canara Bank	5	39.68	11	87.30	31	171.12	52	6	0	
7	Central Bank of India	4	38.00	2	4.75	15	68.42	28	0	0	
8	Punjab & Sind Bank	2	34.00	1	10.45	5	40.15	28	3	0	
9	Allahabad Bank	0	0.00	6	23.70	9	43.20	23	9	2	
10	UCO Bank	0	0.00	6	62.75	17	38.90	20	0	2	
11	Indian Overseas Bank	1	5.70	8	54.35	13	61.80	18	3	8	
12	Bank of India	4	20.15	3	18.52	25	96.35	25	0	6	
13	Syndicate Bank	0	0.00	6	62.75	12	45.02	29	4	2	
14	Corporation Bank	0	0.00	0	0.00	1	2.17	16	0	0	
15	Andhra bank	3	12.82	4	12.81	9	36.44	21	1	0	
16	Indian Bank	0	0.00	1	4.75	4	22.85	5	4	0	
17	United Bank of India	0	0.00	0	0.00	0	0.00	2	0	0	
18	Bank of Maharashtra	0	0.00	0	0.00	2	1.10	6	1	0	
B	Total Non-Lead Banks	32	298.55	70	432.31	194	864.19	382	43	20	
C	Total N. Banks (A + B)	81	613.07	154	817.99	496	2046.24	1304	80	23	
19	Uttarakhand G.B	7	15.67	52	246.70	142	639.86	199	35	0	
20	Prathama U.P Gramin Bank	0	0.00	0	0.00	0	0.00	0	0	0	
D	Total R.R.B.	7	15.67	52	246.70	142	639.86	199	35	0	
21	Co-operative Bank	2	12.50	3	34.00	29	151.43	27	10	5	
E	Total Cooperative	2	12.50	3	34.00	29	151.43	27	10	5	
F	Total (C+D+E)	90	641.24	209	1098.69	667	2837.53	1530	125	28	
22	Nainital Bank	9	66.62	35	242.11	86	476.12	30	11	0	
23	Axis Bank	0	0.00	0	0.00	0	0.00	0	2	1	
24	ICICI bank	0	0.00	0	0.00	0	0.00	0	2	0	
25	IDBI Bank	0	0.00	5	35.02	20	237.35	15	1	0	
26	HDFC Bank	0	0.00	0	0.00	0	0.00	0	1	4	
27	The J & K Bank	0	0.00	0	0.00	0	0.00	0	0	0	
28	Fedral Bank Ltd	0	0.00	0	0.00	0	0.00	0	0	0	
29	IndusInd Bank	0	0.00	0	0.00	0	0.00	0	0	0	
30	The Karnataka bank	0	0.00	0	0.00	0	0.00	2	0	0	
31	The South Indian Bank Ltd	0	0.00	0	0.00	0	0.00	0	0	0	
32	Standard Chartered Bank	0	0.00	0	0.00	0	0.00	0	0	0	
33	Yes Bank	0	0.00	0	0.00	0	0.00	0	1	0	
34	Kotak Mahinda	0	0.00	0	0.00	0	0.00	0	0	0	
35	Bandhan Bank	0	0.00	0	0.00	0	0.00	0	0	0	
36	Ujjivan Financial Services	0	0.00	0	0.00	0	0.00	0	0	0	
37	Utkarsh Micro Finance	0	0.00	0	0.00	0	0.00	0	0	0	
38	IDFC Bank	0	0.00	0	0.00	0	0.00	0	0	0	
G	Total Private Bank	9	66.62	40	277.13	106	713.47	47	18	5	
H	Total All Bank (F+G)	99	707.86	249	1375.82	773	3551.00	1577	143	33	

PRIME MINISTER EMPLOYMENT GENERATION PROGRAMME

KVIC

FROM 01.04.2019 TO 31.03.2020

(₹. in Lacs)

S. No.	Name of the Bank	Yearly Target	Received		Sanctioned		Loan Sanctioned to SC/ST beneficiaries	
			No.	Amt.	No.	Amt.	No.	Amt.
1	State Bank of India	84	175	1396.86	51	247.13	5	10.89
2	Punjab National Bank	34	66	622.41	24	135.67	5	21.40
3	Bank of Baroda	21	33	268.15	15	71.43	2	9.97
A	Total Lead Banks	139	274	2287.42	90	454.23	12	42.26
4	Oriental Bank of Comm.	13	23	219.11	11	93.52	2	13.70
5	Union Bank of India	17	26	168.08	14	73.32	2	6.17
6	Canara Bank	19	3	28.67	2	9.19	0	0.00
7	Central Bank of India	8	7	44.15	2	10.45	2	10.45
8	Punjab & Sind Bank	9	5	63.10	2	11.75	0	0.00
9	Allahabad Bank	11	5	54.10	0	0.00	0	0.00
10	UCO Bank	14	10	101.10	3	10.45	1	2.85
11	Indian Overseas Bank	8	10	114.00	4	34.20	1	15.70
12	Bank of India	11	6	58.00	3	17.10	1	5.70
13	Syndicate Bank	12	5	73.75	0	0.00	0	0.00
14	Corporation Bank	4	1	9.85	1	9.85	1	9.85
15	Andhra bank	5	0	0.00	0	0.00	0	0.00
16	Indian Bank	4	0	0.00	0	0.00	0	0.00
17	United Bank of India	2	0	0.00	0	0.00	0	0.00
18	Bank of Maharashtra	0	0	0.00	0	0.00	0	0.00
B	Total Non-Lead Banks	137	101	933.91	42	269.83	10	64.42
C	Total N. Banks (A + B)	276	375	3221.33	132	724.06	22	106.68
19	Uttarakhand G.B	53	50	333.55	14	39.30	3	7.60
20	Prathama U.P Gramin Bank	0	0	0.00	0	0.00	0	0.00
D	Total R.R.B.	53	50	333.55	14	39.30	3	7.60
21	Co-operative Bank	16	11	59.00	2	4.50	0	0.00
E	Total Cooperative	16	11	59.00	2	4.50	0	0.00
F	Total (C+D+E)	345	436	3613.88	148	767.86	25	114.28
22	Nainital Bank	14	22	251.00	15	137.75	2	2.85
23	Axis Bank	7	0	0.00	0	0.00	0	0.00
24	ICICI bank	7	1	15.00	0	0.00	0	0.00
25	IDBI Bank	7	5	74.79	2	33.75	0	0.00
26	HDFC Bank	7	0	0.00	0	0.00	0	0.00
27	The J & K Bank	1	0	0.00	0	0.00	0	0.00
28	Fedral Bank Ltd	0	0	0.00	0	0.00	0	0.00
29	IndusInd Bank	3	0	0.00	0	0.00	0	0.00
30	The Karnataka bank	0	0	0.00	0	0.00	0	0.00
31	The South Indian Bank Ltd	0	0	0.00	0	0.00	0	0.00
32	Standard Chartered Bank	0	0	0.00	0	0.00	0	0.00
33	Yes Bank	1	1	10.00	0	0.00	0	0.00
34	Kotak Mahinda	1	0	0.00	0	0.00	0	0.00
35	Bandhan Bank	1	0	0.00	0	0.00	0	0.00
36	Ujjivan Financial Services	0	0	0.00	0	0.00	0	0.00
37	Utkarsh Micro Finance	1	0	0.00	0	0.00	0	0.00
38	IDFC Bank	0	0	0.00	0	0.00	0	0.00
G	Total Private Bank	50	29	350.79	17	171.50	2	2.85
H	Total All Bank (F+G)	395	465	3964.67	165	939.36	27	117.13

(₹ In Lacs)

S. No.	Name of the Bank	Loan Sanctioned to OBC beneficiaries		Loan Sanctioned to Women beneficiaries		Loan Disbursed		Returned	Pending	
		No.	Amt.	No.	Amt.	No.	Amt.		<1M	>1M
		No.	Amt.	No.	Amt.	No.	Amt.	No.	No.	No.
1	State Bank of India	10	54.79	9	54.53	42	201.65	124	0	0
2	Punjab National Bank	12	84.62	4	27.55	17	70.70	42	0	0
3	Bank of Baroda	2	25.22	0	0.00	10	46.49	13	5	0
A	Total Lead Banks	24	164.63	13	82.08	69	318.84	179	5	0
4	Oriental Bank of Comm.	4	25.65	3	42.00	8	39.78	11	1	0
5	Union Bank of India	5	30.40	1	19.00	11	44.11	11	1	0
6	Canara Bank	0	0.00	0	0.00	1	6.92	1	0	0
7	Central Bank of India	0	0.00	0	0.00	1	2.10	5	0	0
8	Punjab & Sind Bank	0	0.00	1	9.50	0	0.00	3	0	0
9	Allahabad Bank	0	0.00	0	0.00	0	0.00	3	2	0
10	UCO Bank	0	0.00	1	2.85	2	3.00	6	1	0
11	Indian Overseas Bank	0	0.00	2	12.10	3	16.05	5	1	0
12	Bank of India	0	0.00	2	11.12	2	7.86	2	1	0
13	Syndicate Bank	0	0.00	0	0.00	0	0.00	1	1	3
14	Corporation Bank	0	0.00	0	0.00	0	0.00	0	0	0
15	Andhra bank	0	0.00	0	0.00	0	0.00	0	0	0
16	Indian Bank	0	0.00	0	0.00	0	0.00	0	0	0
17	United Bank of India	0	0.00	0	0.00	0	0.00	0	0	0
18	Bank of Maharashtra	0	0.00	0	0.00	0	0.00	0	0	0
B	Total Non-Lead Banks	9	56.05	10	96.57	28	119.82	48	8	3
C	Total N. Banks (A + B)	33	220.68	23	178.65	97	438.66	227	13	3
19	Uttarakhand G.B	0	0.00	4	17.32	10	28.89	31	5	0
20	Prathama U.P Gramin Bank	0	0.00	0	0.00	0	0.00	0	0	0
D	Total R.R.B.	0	0.00	4	17.32	10	28.89	31	5	0
21	Co-operative Bank	0	0.00	0	0.00	2	4.50	9	0	0
E	Total Cooperative	0	0.00	0	0.00	2	4.50	9	0	0
F	Total (C+D+E)	33	220.68	27	195.97	109	472.05	267	18	3
22	Nainital Bank	0	0.00	11	201.40	15	78.52	6	1	0
23	Axis Bank	0	0.00	0	0.00	0	0.00	0	0	0
24	ICICI bank	0	0.00	0	0.00	0	0.00	1	0	
25	IDBI Bank	0	0.00	1	14.25	1	14.25	3	0	0
26	HDFC Bank	0	0.00	0	0.00	0	0.00	0	0	0
27	The J & K Bank	0	0.00	0	0.00	0	0.00	0	0	0
28	Fedral Bank Ltd	0	0.00	0	0.00	0	0.00	0	0	0
29	IndusInd Bank	0	0.00	0	0.00	0	0.00	0	0	0
30	The Karnataka bank	0	0.00	0	0.00	0	0.00	0	0	0
31	The South Indian Bank Ltd	0	0.00	0	0.00	0	0.00	0	0	0
32	Standard Chartered Bank	0	0.00	0	0.00	0	0.00	0	0	0
33	Yes Bank	0	0.00	0	0.00	0	0.00	0	0	1
34	Kotak Mahinda	0	0.00	0	0.00	0	0.00	0	0	0
35	Bandhan Bank	0	0.00	0	0.00	0	0.00	0	0	0
36	Ujjivan Financial Services	0	0.00	0	0.00	0	0.00	0	0	0
37	Utkarsh Micro Finance	0	0.00	0	0.00	0	0.00	0	0	0
38	IDFC Bank	0	0.00	0	0.00	0	0.00	0	0	0
G	Total Private Bank	0	0.00	12	215.65	16	92.77	10	1	1
H	Total All Bank (F+G)	33	220.68	39	411.62	125	564.82	277	19	4

KVIB

FROM 01.04.2019 TO 31.03.2020

(₹ in Lacs)

S. No.	Name of the Bank	Yearly Target	Received		Sanctioned		Loan Sanctioned to SC/ST beneficiaries	
			No.	Amt.	No.	Amt.	No.	Amt.
1	State Bank of India	85	437	2833.82	168	797.02	23	125.10
2	Punjab National Bank	42	236	1752.11	99	553.76	21	108.59
3	Bank of Baroda	23	117	997.98	50	285.98	8	33.40
A	Total Lead Banks	150	790	5583.91	317	1636.76	52	267.09
4	Oriental Bank of Comm.	10	24	161.50	4	29.62	1	2.85
5	Union Bank of India	22	56	332.70	14	76.05	1	3.80
6	Canara Bank	20	43	352.00	29	162.35	3	11.00
7	Central Bank of India	9	19	147.38	8	47.08	0	0.00
8	Punjab & Sind Bank	9	16	115.50	2	30.00	0	0.00
9	Allahabad Bank	12	33	217.33	10	64.45	2	5.70
10	UCO Bank	14	32	139.65	18	51.02	2	3.80
11	Indian Overseas Bank	6	24	205.50	12	65.15	6	26.59
12	Bank of India	8	26	213.36	14	123.15	3	11.00
13	Syndicate Bank	13	43	124.00	21	83.60	0	0.00
14	Corporation Bank	4	4	40.00	0	0.00	0	0.00
15	Andhra bank	5	5	63.00	3	38.00	0	0.00
16	Indian Bank	2	1	3.00	0	0.00	0	0.00
17	United Bank of India	2	1	5.00	0	0.00	0	0.00
18	Bank of Maharashtra	0	0	0.00	0	0.00	0	0.00
B	Total Non-Lead Banks	136	327	2119.92	135	770.47	18	64.74
C	Total N. Banks (A + B)	286	1117	7703.83	452	2407.23	70	331.83
19	Uttarakhand G.B	48	284	1794.52	127	579.60	24	80.46
20	Prathama U.P Gramin Bank	0	0	0.00	0	0.00	0	0.00
D	Total R.R.B.	48	284	1794.52	127	579.60	24	80.46
21	Co-operative Bank	16	54	367.31	21	113.68	2	7.12
E	Total Cooperative	16	54	367.31	21	113.68	2	7.12
F	Total (C+D+E)	350	1455	9865.66	600	3100.51	96	419.41
22	Nainital Bank	14	58	418.54	32	171.77	7	27.07
23	Axis Bank	6	0	0.00	0	0.00	0	0.00
24	ICICI bank	3	0	0.00	0	0.00	0	0.00
25	IDBI Bank	9	24	150.72	12	49.62	3	10.00
26	HDFC Bank	5	1	18.00	0	0.00	0	0.00
27	The J & K Bank	1	0	0.00	0	0.00	0	0.00
28	Fedral Bank Ltd	0	0	0.00	0	0.00	0	0.00
29	IndusInd Bank	2	0	0.00	0	0.00	0	0.00
30	The Karnataka bank	0	0	0.00	0	0.00	0	0.00
31	The South Indian Bank Ltd	0	0	0.00	0	0.00	0	0.00
32	Standard Chartered Bank	0	0	0.00	0	0.00	0	0.00
33	Yes Bank	1	0	0.00	0	0.00	0	0.00
34	Kotak Mahinda	1	0	0.00	0	0.00	0	0.00
35	Bandhan Bank	1	1	8.00	0	0.00	0	0.00
36	Ujjivan Financial Services	1	0	0.00	0	0.00	0	0.00
37	Utkarsh Micro Finance	1	0	0.00	0	0.00	0	0.00
38	IDFC Bank	0	0	0.00	0	0.00	0	0.00
G	Total Private Bank	45	84	595.26	44	221.39	10	37.07
H	Total All Bank (F+G)	395	1539	10460.92	644	3321.90	106	456.48

SLBC-7-C (a)

(₹ In Lacs)

S. No.	Name of the Bank	Loan Sanctioned to OBC beneficiaries		Loan Sanctioned to Women beneficiaries		Loan Disbursed		Returned	Pending	
		No.	Amt.	No.	Amt.	No.	Amt.		No.	<1M
								No.		No.
1	State Bank of India	6	21.00	25	129.96	148	592.72	269	0	0
2	Punjab National Bank	24	137.76	19	133.91	84	337.00	136	1	0
3	Bank of Baroda	8	48.12	13	76.82	35	155.50	64	3	0
A	Total Lead Banks	38	207	57	340.69	267	1085.22	469	4	0
4	Oriental Bank of Comm.	0	0.00	1	1.90	3	17.50	19	1	0
5	Union Bank of India	4	24.75	3	24.75	10	50.68	36	4	2
6	Canara Bank	0	0.00	6	20.90	27	115.00	13	1	0
7	Central Bank of India	0	0.00	0	0.00	8	35.54	11	0	0
8	Punjab & Sind Bank	1	23.75	0	0.00	2	17.05	14	0	0
9	Allahabad Bank	0	0.00	2	12.00	7	38.00	23	0	0
10	UCO Bank	1	2.85	6	5.00	16	31.13	13	1	0
11	Indian Overseas Bank	0	0.00	6	33.82	10	44.18	7	1	4
12	Bank of India	1	8.50	3	25.00	11	65.80	12	0	0
13	Syndicate Bank	2	5.70	3	15.00	14	55.46	12	1	9
14	Corporation Bank	0	0.00	0	0.00	0	0.00	2	2	0
15	Andhra bank	0	0.00	0	0.00	0	0.00	2	0	0
16	Indian Bank	0	0.00	0	0.00	0	0.00	1	0	0
17	United Bank of India	0	0.00	0	0.00	0	0.00	1	0	0
18	Bank of Maharashtra	0	0.00	0	0.00	0	0.00	0	0	0
B	Total Non-Lead Banks	9	65.55	30	138.37	108	470.34	166	11	15
C	Total N. Banks (A + B)	47	272.43	87	479.06	375	1555.56	635	15	15
19	Uttarakhand G.B	3	14.10	18	81.06	113	405.92	146	11	0
20	Prathama U.P Gramin Bank	0	0.00	0	0.00	0	0.00	0	0	0
D	Total R.R.B.	3	14.10	18	81.06	113	405.92	146	11	0
21	Co-operative Bank	1	4.22	3	3.18	19	74.71	23	10	0
E	Total Cooperative	1	4.22	3	3.18	19	74.71	23	10	0
F	Total (C+D+E)	51	290.75	108	563.30	507	2036.19	804	36	15
22	Nainital Bank	1	4.75	7	31.80	28	116.56	24	2	0
23	Axis Bank	0	0.00	0	0.00	0	0.00	0	0	0
24	ICICI bank	0	0.00	0	0.00	0	0.00	0	0	0
25	IDBI Bank	0	0.00	0	0.00	6	28.15	8	2	2
26	HDFC Bank	0	0.00	0	0.00	0	0.00	0	0	1
27	The J & K Bank	0	0.00	0	0.00	0	0.00	0	0	0
28	Fedral Bank Ltd	0	0.00	0	0.00	0	0.00	0	0	0
29	IndusInd Bank	0	0.00	0	0.00	0	0.00	0	0	0
30	The Karnataka bank	0	0.00	0	0.00	0	0.00	0	0	0
31	The South Indian Bank Ltd	0	0.00	0	0.00	0	0.00	0	0	0
32	Standard Chartered Bank	0	0.00	0	0.00	0	0.00	0	0	0
33	Yes Bank	0	0.00	0	0.00	0	0.00	0	0	0
34	Kotak Mahinda	0	0.00	0	0.00	0	0.00	0	0	0
35	Bandhan Bank	0	0.00	0	0.00	0	0.00	0	1	0
36	Ujjivan Financial Services	0	0.00	0	0.00	0	0.00	0	0	0
37	Utkarsh Micro Finance	0	0.00	0	0.00	0	0.00	0	0	0
38	IDFC Bank	0	0.00	0	0.00	0	0.00	0	0	0
G	Total Private Bank	1	4.75	7	31.80	34	144.71	32	5	3
H	Total All Bank (F+G)	52	295.50	115	595.10	541	2180.90	836	41	18

**PRIME MINISTER EMPLOYMENT GENERATION PROGRAMME
ACTIVITYWISE CUMULATIVE POSTION UPTO 31ST MARCH 2020**

(₹ in Lacs)

S. No.	Name of the Bank	Trade Shop		Industrial Units		Vendor / Hawker		Services		Others		Total	
		No.	Amt.	No.	Amt.	No.	Amt.	No.	Amt.	No.	Amt.	No.	Amt.
1	State Bank of India	636	2009.48	356	1481.75	78	164.43	1064	3166.32	291	929.68	2425	7751.66
2	Punjab National Bank	331	1074.26	83	467.92	2	4.86	154	526.43	138	419.07	708	2492.54
3	Bank of Baroda	73	179.43	81	339.35	42	124.19	410	594.51	16	36.41	622	1273.89
A	Total Lead Banks	1040	3263.17	520	2289.02	122	293.48	1628	4287.26	445	1385.16	3755	11518.09
4	Oriental Bank of Comm.	0	0.00	147	498.38	0	0.00	262	366.84	32	157.42	441	1022.64
5	Union Bank of India	154	267.81	69	264.45	0	0.00	120	602.93	56	183.83	399	1319.02
6	Canara Bank	0	0.00	0	0.00	0	0.00	0	0.00	272	986.55	272	986.55
7	Central Bank of India	45	137.94	10	91.70	0	0.00	47	119.54	45	115.17	147	464.35
8	Punjab & Sind Bank	31	91.20	23	244.48	0	0.00	76	232.08	23	122.05	153	689.81
9	Allahabad Bank	68	193.69	0	0.00	0	0.00	158	301.39	179	432.19	405	927.27
10	UCO Bank	0	0.00	0	0.00	0	0.00	33	103.70	12	21.09	45	124.79
11	Indian Overseas Bank	26	42.94	73	201.23	11	4.50	104	218.59	7	39.51	221	506.77
12	Bank of India	70	248.90	29	144.53	5	4.45	63	249.24	9	48.62	176	695.74
13	Syndicate Bank	265	567.98	0	0.00	0	0.00	27	47.92	161	339.03	453	954.93
14	Corporation Bank	0	0.00	0	0.00	0	0.00	17	65.80	0	0.00	17	65.80
15	Andhra bank	41	266.15	0	0.00	0	0.00	5	16.35	0	0.00	46	282.50
16	Indian Bank	3	4.40	5	37.44	11	33.66	0	0.00	7	112.45	26	187.95
17	United Bank of India	1	22.50	20	83.84	0	0.00	0	0.00	0	0.00	21	106.34
18	Bank of Maharashtra	14	24.51	3	27.50	0	0.00	9	28.50	3	4.00	29	84.51
B	Total Non-Lead Banks	718	1868.02	379	1593.55	27	42.61	921	2352.88	806	2561.91	2851	8418.97
C	Total N. Banks (A + B)	1758	5131.19	899	3882.57	149	336.09	2549	6640.14	1251	3947.07	6606	19937.06
19	Uttarakhand G.B	308	712.98	147	384.59	121	218.17	234	400.43	1328	3741.49	2138	5457.66
20	Prathama U.P Gramin Bank	0	0.00	0	0.00	0	0.00	0	0.00	0	0.00	0	0.00
D	Total R.R.B.	308	712.98	147	384.59	121	218.17	234	400.43	1328	3741.49	2138	5457.66
21	Co-operative Bank	579	1268.59	7	38.10	26	110.60	35	150.99	188	496.07	835	2064.35
E	Total Cooperative	579	1268.59	7	38.10	26	110.60	35	150.99	188	496.07	835	2064.35
F	Total (C+D+E)	2645	7112.76	1053	4305.26	296	664.86	2818	7191.56	2767	8184.63	9579	27459.07
22	Nainital Bank	29	60.27	96	415.76	0	0.00	108	302.41	77	177.33	310	955.77
23	Axis Bank	0	0.00	0	0.00	0	0.00	0	0.00	0	0.00	0	0.00
24	ICICI bank	0	0.00	0	0.00	0	0.00	0	0.00	0	0.00	0	0.00
25	IDBI Bank	34	90.81	11	44.80	1	2.85	32	134.59	27	75.15	105	348.20
26	HDFC Bank	0	0.00	0	0.00	0	0.00	0	0.00	0	0.00	0	0.00
27	The J & K Bank	0	0.00	0	0.00	0	0.00	0	0.00	0	0.00	0	0.00
28	Fedral Bank Ltd	0	0.00	0	0.00	0	0.00	0	0.00	0	0.00	0	0.00
29	IndusInd Bank	0	0.00	0	0.00	0	0.00	0	0.00	0	0.00	0	0.00
30	The Karnataka bank	2	0.60	0	0.00	0	0.00	0	0.00	0	0.00	2	0.60
31	The South Indian Bank Ltd	0	0.00	0	0.00	0	0.00	0	0.00	0	0.00	0	0.00
32	Standard Chartered Bank	0	0.00	0	0.00	0	0.00	0	0.00	0	0.00	0	0.00
33	Yes Bank	0	0.00	0	0.00	0	0.00	0	0.00	0	0.00	0	0.00
34	Kotak Mahinda	0	0.00	0	0.00	0	0.00	0	0.00	0	0.00	0	0.00
35	BANDHAN BANK	0	0.00	0	0.00	0	0.00	0	0.00	0	0.00	0	0.00
36	UJJIVAN FINANCIAL SERVICES	0	0.00	0	0.00	0	0.00	0	0.00	0	0.00	0	0.00
37	UTKARSH MICRO FINANCE	0	0.00	0	0.00	0	0.00	0	0.00	0	0.00	0	0.00
38	IDFC Bank	0	0.00	0	0.00	0	0.00	0	0.00	0	0.00	0	0.00
G	Total Private Bank	65	151.68	107	460.56	1	2.85	140	437.00	104	252.48	417	1304.57
H	Total All Bank (F+G)	2710	7264.44	1160	4765.82	297	667.71	2958	7628.56	2871	8437.11	9996	28763.64

VEERCHANDRA SINGH GARHWALI PARYATAN SWAROZGAR YOJNA

VEHICLE & NON VEHICLE

(₹ In Lacs)

S. No.	Name of the Bank	Yearly Target	FROM 01.04.2019 TO 31.03.2020							Application under process upto 30 days	Pending Application more than 30 days	Outstanding since the launch of scheme i.e 2002-03 to March 2020	
			Receivied		Loan Sactioned		Loan Disbursed		Return			No.	Amt.
			No.	Amt.	No.	Amt.	No.	Amt.	No.				
1	State Bank of India	55	123	2138	76	1105.28	70.00	958.54	34	6	7	2560	12196
2	Punjab National Bank	32	31	491.47	17	241.62	11	107.13	11	2	1	722	5134
3	Bank of Baroda	23	17	222.73	5	47.82	5	47.82	8	3	1	96	548
A	Total Lead Banks	110	171	2852.42	98	1394.72	86	1113.49	53	11	9	3378	17878
4	Oriental Bank of Comm.	12	9	146	5	81	4	35	3	1	0	36	451
5	Union Bank of India	20	4	79	4	66	3	54	0	0	0	38	137
6	Canara Bank	21	7	100	6	57	6	57	0	0	1	28	310
7	Central Bank of India	7	1	14	0	0	0	0	1	0	0	7	10
8	Punjab & Sind Bank	3	0	0	0	0	0	0	0	0	0	5	44
9	Allahabad Bank	8	3	60	0	0	0	0	3	0	0	242	1746
10	UCO Bank	10	2	39	0	0	0	0	1	1	0	11	114
11	Indian Overseas Bank	9	8	68	6	58	3	26	2	0	0	38	323
12	Bank of India	10	12	176	9	112	9	112	2	1	0	73	419
13	Syndicate Bank	9	4	65	3	57	3	57	1	0	0	8	144
14	Corporation Bank	0	0	0	0	0	0	0	0	0	0	0	0
15	Andhra bank	0	0	0	0	0	0	0	0	0	0	0	0
16	Indian Bank	0	0	0	0	0	0	0	0	0	0	2	72
17	United Bank of India	1	0	0	0	0	0	0	0	0	0	0	0
18	Bank of Maharashtra	0	0	0	0	0	0	0	0	0	0	0	0
B	Total Non-Lead Banks	110	50	746.75	33	431.34	28	341.71	13	3	1	488	3769
C	Total N. Banks (A + B)	220	221	3599.17	131	1826.06	114	1455.20	66	14	10	3866	21647
19	Uttarakhand G.B	31	57	1122	34	588	32	536	16	5	2	406	3298
20	U.P. Gramin Bank	0	0	0	0	0	0	0	0	0	0	0	0
D	Total R.R.B.	31	57	1122.42	34	587.86	32	536.36	16	5	2	406	3298
21	Co-operative Bank	23	34	552	22	294	22	289	10	0	2	432	3195
E	Total Cooperative	23	34	551.96	22	293.75	22	289.33	10	0	2	432	3195
F	Total (C+D+E)	274	312	5273.55	187	2707.67	168	2280.89	92	19	14	4704	28140
22	Nainital Bank	11	7	99	4	31	4	31	1	0	2	156	1699
23	Axis Bank	5	0	0	0	0	0	0	0	0	0	0	0
24	ICICI bank	2	0	0	0	0	0	0	0	0	0	0	0
25	IDBI Bank	6	3	73	2	33	2	33	0	1	0	6	48
26	HDFC Bank	2	0	0	0	0	0	0	0	0	0	0	0
27	The J & K Bank	0	0	0	0	0	0	0	0	0	0	0	0
28	Fedral Bank Ltd	0	0	0	0	0	0	0	0	0	0	0	0
29	IndusInd Bank	0	0	0	0	0	0	0	0	0	0	0	0
30	The Karnataka bank	0	0	0	0	0	0	0	0	0	0	0	0
31	The South Indian Bank Ltd	0	0	0	0	0	0	0	0	0	0	0	0
32	Standard Chartered Bank	0	0	0	0	0	0	0	0	0	0	0	0
33	Yes Bank	0	0	0	0	0	0	0	0	0	0	0	0
34	Kotak Mahinda	0	0	0	0	0	0	0	0	0	0	0	0
35	Bandhan Bank	0	0	0	0	0	0	0	0	0	0	0	0
36	Ujjivan Financial Services	0	0	0	0	0	0	0	0	0	0	0	0
37	Utkarsh Micro Finance	0	0	0	0	0	0	0	0	0	0	0	0
38	IDFC Bank	0	0	0	0	0	0	0	0	0	0	0	0
G	Total Private Bank	26	10	171.87	6	63.47	6	63.47	1	1	2	162	1747
H	Total All Bank (F+G)	300	322	5445.42	193	2771.14	174	2344.36	93	20	16	4866	29886.64

VEERCHANDRA SINGH GARHWALI PARYATAN SWAROZGAR YOJNA

VEHICLE

(₹ In Lacs)

S. No.	Name of the Bank	Yearly Target	FROM 01.04.2019 TO 31.03.2020							Application under process upto 30 days	Pending Application more than 30 days	Outstanding since the launch of scheme i.e 2002-03 to March 2020	
			Receivied		Loan Sactioned		Loan Disbursed		Return			No.	Amt.
			No.	Amt.	No.	Amt.	No.	Amt.	No.			No.	No.
1	State Bank of India	30	80	844.48	58	606.43	54	552.80	15	5	2	745	3486.91
2	Punjab National Bank	17	23	223.93	14	145.44	10	104.13	7	2	0	321	3747.31
3	Bank of Baroda	13	14	148.52	5	47.82	5	47.82	6	3	0	56	261.34
A	Total Lead Banks	60	117	1216.93	77	799.69	69.00	704.75	28	10	2	1122	7496
4	Oriental Bank of Comm.	5	7	90.71	4	37.17	3	23.47	2	1	0	17	115.19
5	Union Bank of India	10	3	39.29	3	39.29	2	39.29	0	0	0	18	63.82
6	Canara Bank	11	6	59.58	6	57.34	6	57.34	0	0	0	23	193.55
7	Central Bank of India	2	1	14.40	0	0.00	0	0.00	1	0	0	7	10.20
8	Punjab & Sind Bank	0	0	0.00	0	0.00	0	0.00	0	0	0	4	35.02
9	Allahabad Bank	3	2	15.63	0	0.00	0	0.00	2	0	0	165	992.58
10	UCO Bank	5	1	3.76	0	0.00	0	0.00	0	1	0	9	53.00
11	Indian Overseas Bank	4	6	63.32	5	56.40	2	23.97	1	0	0	31	236.47
12	Bank of India	3	6	68.77	5	59.37	5	59.37	1	0	0	56	272.00
13	Syndicate Bank	6	2	14.97	1	7.07	1	7.07	1	0	0	5	111.16
14	Corporation Bank	0	0	0.00	0	0.00	0	0.00	0	0	0	0	0.00
15	Andhra bank	0	0	0.00	0	0.00	0	0.00	0	0	0	0	0.00
16	Indian Bank	0	0	0.00	0	0.00	0	0.00	0	0	0	1	26.61
17	United Bank of India	0	0	0.00	0	0.00	0	0.00	0	0	0	0	0.00
18	Bank of Maharashtra	0	0	0.00	0	0.00	0	0.00	0	0	0	0	0.00
B	Total Non-Lead Banks	49	34	370.43	24	256.64	19	210.51	8	2	0	336	2110
C	Total N. Banks (A + B)	109	151	1587.36	101	1056.33	88	915.26	36	12	2	1458	9605
19	Uttarakhand G.B	15	34	326.31	22	198.60	20	177.10	7	4	1	211	868.21
20	U.P. Gramin Bank	0	0	0.00	0	0.00	0	0.00	0	0	0	0	0.00
D	Total R.R.B.	15	34	326.31	22	198.60	20	177.10	7	4	1	211	868
21	Co-operative Bank	12	17	180.04	14	153.48	14	153.48	3	0	0	111	554.27
E	Total Cooperative	12	17	180.04	14	153.48	14	153.48	3	0	0	111	554
F	Total (C+D+E)	136	202	2093.71	137	1408.41	122	1245.84	46	16	3	1780	11028
22	Nainital Bank	5	3	28.07	2	15.47	2	15.47	1	0	0	80	373.00
23	Axis Bank	3	0	0.00	0	0.00	0	0.00	0	0	0	0	0.00
24	ICICI bank	1	0	0.00	0	0.00	0	0.00	0	0	0	0	0.00
25	IDBI Bank	2	1	15.00	1	15.00	1	15.00	0	0	0	2	10.17
26	HDFC Bank	0	0	0.00	0	0.00	0	0.00	0	0	0	0	0.00
27	The J & K Bank	0	0	0.00	0	0.00	0	0.00	0	0	0	0	0.00
28	Fedral Bank Ltd	0	0	0.00	0	0.00	0	0.00	0	0	0	0	0.00
29	IndusInd Bank	0	0	0.00	0	0.00	0	0.00	0	0	0	0	0.00
30	The Karnataka bank	0	0	0.00	0	0.00	0	0.00	0	0	0	0	0.00
31	The South Indian Bank Ltd	0	0	0.00	0	0.00	0	0.00	0	0	0	0	0.00
32	Standard Chartered Bank	0	0	0.00	0	0.00	0	0.00	0	0	0	0	0.00
33	Yes Bank	0	0	0.00	0	0.00	0	0.00	0	0	0	0	0.00
34	Kotak Mahinda	0	0	0.00	0	0.00	0	0.00	0	0	0	0	0.00
35	Bandhan Bank	0	0	0.00	0	0.00	0	0.00	0	0	0	0	0.00
36	Ujjivan Financial Services	0	0	0.00	0	0.00	0	0.00	0	0	0	0	0.00
37	Utkarsh Micro Finance	0	0	0.00	0	0.00	0	0.00	0	0	0	0	0.00
38	IDFC Bank	0	0	0.00	0	0.00	0	0.00	0	0	0	0	0.00
G	Total Private Bank	11	4	43.07	3	30.47	3	30.47	1	0	0	82	383
H	Total All Bank (F+G)	147	206	2136.78	140	1438.88	125.00	1276.31	47	16	3	1862	11411

VEERCHANDRA SINGH GARHWALI PARYATAN SWAROZGAR YOJNA
NON VEHICLE

(₹ In Lacs)

S. No.	Name of the Bank	Yearly Target	FROM 01.04.2019 TO 31.03.2020							Application under process upto 30 days	Pending Application more than 30 days	Outstanding since the launch of scheme i.e 2002-03 to March 2020			
			Received		Loan Sactioned		Loan Disbursed		Return			No.	No.	No.	Amt.
			No.	Amt.	No.	Amt.	No.	Amt.							
1	State Bank of India	25	43	1293.74	18	498.85	16	405.74	19	1	5	1815.00	8709.41		
2	Punjab National Bank	15	8	267.54	3	96.18	1	3.00	4	0	1	401.00	1386.42		
3	Bank of Baroda	10	3	74.21	0	0.00	0	0.00	2	0	1	40.00	286.58		
A	Total Lead Banks	50	54	1635.49	21	595.03	17	408.74	25	1	7	2256	10382		
4	Oriental Bank of Comm.	7	2	54.87	1	43.50	1	12.00	1	0	0	19.00	335.86		
5	Union Bank of India	10	1	40.00	1	27.00	1	15.00	0	0	0	20.00	73.05		
6	Canara Bank	10	1	40.00	0	0.00	0	0.00	0	0	1	5.00	116.51		
7	Central Bank of India	5	0	0.00	0	0.00	0	0.00	0	0	0	0.00	0.00		
8	Punjab & Sind Bank	3	0	0.00	0	0.00	0	0.00	0	0	0	1.00	8.75		
9	Allahabad Bank	5	1	44.00	0	0.00	0	0.00	1	0	0	77.00	753.00		
10	UCO Bank	5	1	35.00	0	0.00	0	0.00	1	0	0	2.00	61.00		
11	Indian Overseas Bank	5	2	5.00	1	1.75	1	1.75	1	0	0	7.00	86.44		
12	Bank of India	7	6	107.45	4	52.45	4	52.45	1	1	0	17.00	146.75		
13	Syndicate Bank	3	2	50.00	2	50.00	2	50.00	0	0	0	3.00	32.60		
14	Corporation Bank	0	0	0.00	0	0.00	0	0.00	0	0	0	0.00	0.00		
15	Andhra bank	0	0	0.00	0	0.00	0	0.00	0	0	0	0.00	0.00		
16	Indian Bank	0	0	0.00	0	0.00	0	0.00	0	0	0	1.00	45.00		
17	United Bank of India	1	0	0.00	0	0.00	0	0.00	0	0	0	0.00	0.00		
18	Bank of Maharashtra	0	0	0.00	0	0.00	0	0.00	0	0	0	0.00	0.00		
B	Total Non-Lead Banks	61	16	376.32	9	174.70	9	131.20	5	1	1	152	1659		
C	Total N. Banks (A + B)	111	70	2011.81	30	769.73	26	539.94	30	2	8	2408	12041		
19	Uttarakhand G.B	16	23	796.11	12	389.26	12	359.26	9	1	1	195	2430.24		
20	U.P. Gramin Bank	0	0	0.00	0	0.00	0	0.00	0	0	0	0	0.00		
D	Total R.R.B.	16	23	796.11	12	389.26	12	359.26	9	1	1	195	2430		
21	Co-operative Bank	11	17	371.92	8	140.27	8	135.85	7	0	2	321	2640.36		
E	Total Cooperative	11	17	371.92	8	140.27	8	135.85	7	0	2	321	2640		
F	Total (C+D+E)	138	110	3179.84	50	1299.26	46	1035.05	46	3	11	2924	17112		
22	Nainital Bank	6	4	71.30	2	15.50	2	15.50	0	0	2	76	1326.34		
23	Axis Bank	2	0	0.00	0	0.00	0	0.00	0	0	0	0	0.00		
24	ICICI bank	1	0	0.00	0	0.00	0	0.00	0	0	0	0	0.00		
25	IDBI Bank	4	2	57.50	1	17.50	1	17.50	0	1	0	4	37.52		
26	HDFC Bank	2	0	0.00	0	0.00	0	0.00	0	0	0	0	0.00		
27	The J & K Bank	0	0	0.00	0	0.00	0	0.00	0	0	0	0	0.00		
28	Fedral Bank Ltd	0	0	0.00	0	0.00	0	0.00	0	0	0	0	0.00		
29	IndusInd Bank	0	0	0.00	0	0.00	0	0.00	0	0	0	0	0.00		
30	The Karnataka bank	0	0	0.00	0	0.00	0	0.00	0	0	0	0	0.00		
31	The South Indian Bank Ltd	0	0	0.00	0	0.00	0	0.00	0	0	0	0	0.00		
32	Standard Chartered Bank	0	0	0.00	0	0.00	0	0.00	0	0	0	0	0.00		
33	Yes Bank	0	0	0.00	0	0.00	0	0.00	0	0	0	0	0.00		
34	Kotak Mahinda	0	0	0.00	0	0.00	0	0.00	0	0	0	0	0.00		
35	Bandhan Bank	0	0	0.00	0	0.00	0	0.00	0	0	0	0	0.00		
36	Ujjivan Financial Services	0	0	0.00	0	0.00	0	0.00	0	0	0	0	0.00		
37	Utkarsh Micro Finance	0	0	0.00	0	0.00	0	0.00	0	0	0	0	0.00		
38	IDFC Bank	0	0	0.00	0	0.00	0	0.00	0	0	0	0	0.00		
G	Total Private Bank	15	6	128.80	3	33.00	3	33.00	0	1	2	80	1364		
H	Total All Bank (F+G)	153	116	3308.64	53	1332.26	49.00	1068.05	46	4	13	3004	18476		

VEERCHANDRA SINGH GARHWALI PARYATAN SWAROZGAR
ACTIVITYWISE CUMULATIVE POSTION UPTO 31ST MARCH 2020

ACTIVITYWISE OUTSTANDING

(₹ in Lacs)

S. No.	Name of the Bank	Hotel/Model		Resturants / Fast Food Center		Workshop / Garrage		STD/PCO		Adventure Activity	
		A/cs	Amt.	A/cs	Amt.	A/cs	Amt.	A/cs	Amt.	A/cs	Amt.
1	State Bank of India	622	2498.30	94	708.24	15	56.35	5	3.45	0	0.00
2	Punjab National Bank	52	688.89	34	192.53	6	60.43	2	1.42	0	0.00
3	Bank of Baroda	24	262.79	9	28.49	0	0.00	0	0.00	1	2.00
A	Total Lead Banks	698	3449.98	137	929.26	21	116.78	7	4.87	1	2.00
4	Oriental Bank of Comm.	13	254.64	4	71.50	1	4.53	0	0.00	1	4.19
5	Union Bank of India	1	1.00	19	67.38	0	0.00	0	0.00	0	0.00
6	Canara Bank	4	112.07	0	0.00	0	0.00	0	0.00	0	0.00
7	Central Bank of India	0	0.00	0	0.00	0	0.00	0	0.00	0	0.00
8	Punjab & Sind Bank	0	0.00	1	8.75	0	0.00	0	0.00	0	0.00
9	Allahabad Bank	3	69.59	53	402.46	0	0.00	0	0.00	0	0.00
10	UCO Bank	2	70.00	2	45.00	0	0.00	0	0.00	0	0.00
11	Indian Overseas Bank	3	78.92	2	12.91	0	0.00	0	0.00	0	0.00
12	Bank of India	3	63.90	8	50.19	2	16.00	0	0.00	0	0.00
13	Syndicate Bank	0	0.00	1	22.00	0	0.00	0	0.00	0	0.00
14	Corporation Bank	0	0.00	0	0.00	0	0.00	0	0.00	0	0.00
15	Andhra bank	0	0.00	0	0.00	0	0.00	0	0.00	0	0.00
16	Indian Bank	0	0.00	0	0.00	0	0.00	0	0.00	0	0.00
17	United Bank of India	0	0.00	0	0.00	0	0.00	0	0.00	0	0.00
18	Bank of Maharashtra	0	0.00	0	0.00	0	0.00	0	0.00	0	0.00
B	Total Non-Lead Banks	29	650.12	90	680.19	3	20.53	0	0.00	1	4.19
C	Total N. Banks (A + B)	727	4100.10	227	1609.45	24	137.31	7	4.87	2	6.19
19	Uttarakhand G.B	76	1313.81	55	719.67	59	422.51	10	24.03	29	268.16
20	Prathama U.P Gramin Bank	0	0.00	0	0.00	0	0.00	0	0.00	0	0.00
D	Total R.R.B.	76	1313.81	55	719.67	59	422.51	10	24.03	29	268.16
21	Co-operative Bank	254	2332.87	15	162.13	0	0.00	0	0.00	2	17.10
E	Total Cooperative	254	2332.87	15	162.13	0	0.00	0	0.00	2	17.10
F	Total (C+D+E)	1057	7746.78	297	2491.25	83	559.82	17	28.90	33	291.45
22	Nainital Bank	60	791.03	27	421.45	2	72.80	0	0.00	0	0.00
23	Axis Bank	0	0.00	0	0.00	0	0.00	0	0.00	0	0.00
24	ICICI bank	0	0.00	0	0.00	0	0.00	0	0.00	0	0.00
25	IDBI Bank	2	24.05	0	0.00	1	10.00	0	0.00	1	3.96
26	HDFC Bank	0	0.00	0	0.00	0	0.00	0	0.00	0	0.00
27	The J & K Bank	0	0.00	0	0.00	0	0.00	0	0.00	0	0.00
28	Fedral Bank Ltd	0	0.00	0	0.00	0	0.00	0	0.00	0	0.00
29	IndusInd Bank	0	0.00	0	0.00	0	0.00	0	0.00	0	0.00
30	The Karnataka bank	0	0.00	0	0.00	0	0.00	0	0.00	0	0.00
31	The South Indian Bank Ltd	0	0.00	0	0.00	0	0.00	0	0.00	0	0.00
32	Standard Chartered Bank	0	0.00	0	0.00	0	0.00	0	0.00	0	0.00
33	Yes Bank	0	0.00	0	0.00	0	0.00	0	0.00	0	0.00
34	Kotak Mahinda	0	0.00	0	0.00	0	0.00	0	0.00	0	0.00
35	BANDHAN BANK	0	0.00	0	0.00	0	0.00	0	0.00	0	0.00
36	UJJIVAN FINANCIAL SERVICES	0	0.00	0	0.00	0	0.00	0	0.00	0	0.00
37	UTKARSH MICRO FINANCE	0	0.00	0	0.00	0	0.00	0	0.00	0	0.00
38	IDFC Bank	0	0.00	0	0.00	0	0.00	0	0.00	0	0.00
G	Total Private Bank	62	815.08	27	421.45	3	82.80	0	0.00	1	3.96
H	Total All Bank (F+G)	1119	8561.86	324	2912.70	86	642.62	17	28.90	34	295.41

Contd.

(₹ in Lacs)

S. No.	Name of the Bank	Yoga Kendra		Tentage Accomodation		Souvenir Shop		Vehicles		Total	
		A/cs	Amt.	A/cs	Amt.	A/cs	Amt.	A/cs	Amt.	A/cs	Amt.
1	State Bank of India	0	0.00	0	0.00	12	49.48	745	3486.91	1493	6802.73
2	Punjab National Bank	0	0.00	0	0.00	0	0.00	321	3747.31	415	4690.58
3	Bank of Baroda	0	0.00	0	0.00	0	0.00	56	261.34	90	554.62
A	Total Lead Banks	0	0.00	0	0.00	12	49.48	1122	7496	1998	12047.93
4	Oriental Bank of Comm.	0	0.00	0	0.00	0	0.00	17	115.19	36	450.05
5	Union Bank of India	0	0.00	0	0.00	0	0.00	18	63.82	38	132.20
6	Canara Bank	0	0.00	0	0.00	0	0.00	23	193.55	27	305.62
7	Central Bank of India	0	0.00	0	0.00	0	0.00	7	10.20	7	10.20
8	Punjab & Sind Bank	0	0.00	0	0.00	0	0.00	4	35.02	5	43.77
9	Allahabad Bank	0	0.00	0	0.00	0	0.00	165	992.58	221	1464.63
10	UCO Bank	0	0.00	0	0.00	0	0.00	9	53.00	13	168.00
11	Indian Overseas Bank	0	0.00	0	0.00	0	0.00	31	236.47	36	328.30
12	Bank of India	0	0.00	4	42.06	0	0.00	56	272.00	73	444.15
13	Syndicate Bank	0	0.00	0	0.00	0	0.00	5	111.16	6	133.16
14	Corporation Bank	0	0.00	0	0.00	0	0.00	0	0.00	0	0.00
15	Andhra bank	0	0.00	0	0.00	0	0.00	0	0.00	0	0.00
16	Indian Bank	0	0.00	2	72.61	0	0.00	1	26.61	3	99.22
17	United Bank of India	0	0.00	0	0.00	0	0.00	0	0.00	0	0.00
18	Bank of Maharashtra	0	0.00	0	0.00	0	0.00	0	0.00	0	0.00
B	Total Non-Lead Banks	0	0.00	6	114.67	0	0.00	336	2110	465	3579.30
C	Total N. Banks (A + B)	0	0.00	6	114.67	12	49.48	1458	9605	2463	15627.23
19	Uttarakhand G.B	6	10.30	15	41.92	42	146.41	211	868.21	503	3815.02
20	Prathama U.P Gramin Bank	0	0.00	0	0.00	0	0.00	0	0.00	0	0.00
D	Total R.R.B.	6	10.30	15	41.92	42	146.41	211	868	503	3815.02
21	Co-operative Bank	0	0.00	0	0.00	0	0.00	111	554.27	382	3066.37
E	Total Cooperative	0	0.00	0	0.00	0	0.00	111	554	382	3066.37
F	Total (C+D+E)	6	10.30	21	156.59	54	195.89	1780	11028	3348	22508.62
22	Nainital Bank	0	0.00	0	0.00	0	0.00	80	373.00	169	1658.28
23	Axis Bank	0	0.00	0	0.00	0	0.00	0	0.00	0	0.00
24	ICICI bank	0	0.00	0	0.00	0	0.00	0	0.00	0	0.00
25	IDBI Bank	1	25.00	0	0.00	0	0.00	2	10.17	7	73.18
26	HDFC Bank	0	0.00	0	0.00	0	0.00	0	0.00	0	0.00
27	The J & K Bank	0	0.00	0	0.00	0	0.00	0	0.00	0	0.00
28	Fedral Bank Ltd	0	0.00	0	0.00	0	0.00	0	0.00	0	0.00
29	IndusInd Bank	0	0.00	0	0.00	0	0.00	0	0.00	0	0.00
30	The Karnataka bank	0	0.00	0	0.00	0	0.00	0	0.00	0	0.00
31	The South Indian Bank Ltd	0	0.00	0	0.00	0	0.00	0	0.00	0	0.00
32	Standard Chartered Bank	0	0.00	0	0.00	0	0.00	0	0.00	0	0.00
33	Yes Bank	0	0.00	0	0.00	0	0.00	0	0.00	0	0.00
34	Kotak Mahinda	0	0.00	0	0.00	0	0.00	0	0.00	0	0.00
35	BANDHAN BANK	0	0.00	0	0.00	0	0.00	0	0.00	0	0.00
36	UJJIVAN FINANCIAL SERVICES	0	0.00	0	0.00	0	0.00	0	0.00	0	0.00
37	UTKARSH MICRO FINANCE	0	0.00	0	0.00	0	0.00	0	0.00	0	0.00
38	IDFC Bank	0	0.00	0	0.00	0	0.00	0	0.00	0	0.00
G	Total Private Bank	1	25.00	0	0.00	0	0.00	82	383	176	1731.46
H	Total All Bank (F+G)	7	35.30	21	156.59	54	195.89	1862	11411	3524	24240.08

DEEN DAYAL UPADHYAY HOME STAY YOJANA
PROGRESS FROM 01.04.2020 - 31.03.2020

(₹ In lacs)

S. No.	Name of the Bank	Receieved	Sanctioned		Disbursed		Returned	Pending
		No.	No.	Amt.	No.	Amt.	No	No
1	State Bank of India	82	49	419.31	39	337.13	28	5
2	Punjab National Bank	29	6	62.72	6	71.55	19	4
3	Bank of Baroda	6	1	30.00	0	0.00	4	1
A	Total Lead Banks	117	56	512.03	45	408.68	51	10
4	Oriental Bank of Comm.	3	1	12.46	1	19.00	1	1
5	Union Bank of India	6	2	19.52	1	7.00	4	0
6	Canara Bank	7	4	42.54	1	10.00	2	1
7	Central Bank of India	1	1	8.00	0	0.00	0	0
8	Punjab & Sind Bank	0	0	0.00	0	0.00	0	0
9	Allahabad Bank	1	0	0.00	0	0.00	1	0
10	UCO Bank	0	0	0.00	0	0.00	0	0
11	Indian Overseas Bank	2	2	30.00	2	12.90	0	0
12	Bank of India	9	8	84.52	2	16.23	1	0
13	Syndicate Bank	0	0	0.00	0	0.00	0	0
14	Corporation Bank	0	0	0.00	0	0.00	0	0
15	Andhra bank	0	0	0.00	0	0.00	0	0
16	Indian Bank	0	0	0.00	0	0.00	0	0
17	United Bank of India	0	0	0.00	0	0.00	0	0
18	Bank of Maharashtra	0	0	0.00	0	0.00	0	0
B	Total Non-Lead Banks	29	18	197.04	7	65.13	9	2
C	Total N. Banks (A + B)	146	74	709.07	52	473.81	60	12
19	Uttarakhand G.B	42	12	109.70	6	69.05	22	8
20	Prathama U.P Gramin Bank	0	0	0.00	0	0.00	0	0
D	Total R.R.B.	42	12	109.7	6	69.05	22	8
21	Co-operative Bank	41	23	232.70	14	107.00	16	2
E	Total Cooperative	41	23	232.70	14	107.00	16	2
F	Total (C+D+E)	229	109	1051.47	72	649.86	98	22
22	Nainital Bank	7	3	24.00	1	9.00	3	1
23	Axis Bank	0	0	0.00	0	0.00	0	0
24	ICICI bank	0	0	0.00	0	0.00	0	0
25	IDBI Bank	5	3	34.56	3	44.52	2	0
26	HDFC Bank	0	0	0.00	0	0.00	0	0
27	The J & K Bank	0	0	0.00	0	0.00	0	0
28	Fedral Bank Ltd	0	0	0.00	0	0.00	0	0
29	IndusInd Bank	0	0	0.00	0	0.00	0	0
30	The Karnataka bank	0	0	0.00	0	0.00	0	0
31	The South Indian Bank Ltd	0	0	0.00	0	0.00	0	0
32	Standard Chartered Bank	0	0	0.00	0	0.00	0	0
33	Yes Bank	0	0	0.00	0	0.00	0	0
34	Kotak Mahinda	0	0	0.00	0	0.00	0	0
35	Bandhan Bank	0	0	0.00	0	0.00	0	0
36	Ujjivan Financial Services	0	0	0.00	0	0.00	0	0
37	Utkarsh Micro Finance	0	0	0.00	0	0.00	0	0
38	IDFC Bank	0	0	0.00	0	0.00	0	0
G	Total Private Bank	12	6	58.56	4	53.52	5	1
H	Total All Bank (F+G)	241	115	1110.03	76	703.38	103	23

JOINT LIABILITY GROUP

(₹ in Lacs)

S. No.	Name of the Bank	Application Received	Sanctioned		Disbursed		Outstanding as on March 2020	
		No.	No.	Amt.	No.	Amt.	No.	Amt.
1	State Bank of India	0	0	0.00	0	0.00	262	895.92
2	Punjab National Bank	49	33	27.85	27	25.40	381	593.28
3	Bank of Baroda	0	0	0.00	0	0.00	621	130.66
A	Total Lead Banks	49	33	27.85	27	25.40	1264	1619.86
4	Oriental Bank of Comm.	0	0	0.00	0	0.00	8	12.75
5	Union Bank of India	6	6	19.50	6	19.50	200	261.49
6	Canara Bank	0	0	0.00	0	0.00	166	391.56
7	Central Bank of India	0	0	0.00	0	0.00	10	4.46
8	Punjab & Sind Bank	0	0	0.00	0	0.00	1	1.75
9	Allahabad Bank	10	10	10.00	4	5.21	148	98.93
10	UCO Bank	3	3	6.75	2	6.25	103	172.57
11	Indian Overseas Bank	14	14	28.00	14	28.00	16	26.00
12	Bank of India	0	0	0.00	0	0.00	38	44.35
13	Syndicate Bank	1	1	5.00	1	5.00	3	7.15
14	Corporation Bank	0	0	0.00	0	0.00	0	0.00
15	Andhra bank	0	0	0.00	0	0.00	0	0.00
16	Indian Bank	0	0	0.00	0	0.00	0	0.00
17	United Bank of India	0	0	0.00	0	0.00	0	0.00
18	Bank of Maharashtra	0	0	0.00	0	0.00	0	0.00
B	Total Non-Lead Banks	34	34	69.25	27	63.96	693	1021.01
C	Total N. Banks (A + B)	83	67	97.10	54	89.36	1957	2640.87
19	Uttarakhand G.B	663	663	409.82	851	414.39	3872	1851.25
20	Prathama U.P Gramin Bank	1	1	2.00	1	2.00	76	101.00
D	Total R.R.B.	664	664	411.82	852	416.39	3948	1952.25
21	Co-operative Bank	196	189	364.39	178	353.20	3684	2154.35
E	Total Cooperative	196	189	364.39	178	353.20	3684	2154.35
F	Total (C+D+E)	943	920	873.31	1084	858.95	9589	6747.47
22	Nainital Bank	0	0	0.00	0	0.00	49	36.78
23	Axis Bank	2217	2217	1121.00	2217	1121.00	767	965.24
24	ICICI bank	0	0	0.00	0	0.00	0	0.00
25	IDBI Bank	73	72	47.29	72	47.21	557	279.97
26	HDFC Bank	4619	4619	1779.54	4619	1779.54	7213	5964.28
27	The J & K Bank	0	0	0.00	0	0.00	0	0.00
28	Fedral Bank Ltd	0	0	0.00	0	0.00	0	0.00
29	IndusInd Bank	0	0	0.00	0	0.00	0	0.00
30	The Karnataka bank	0	0	0.00	0	0.00	0	0.00
31	The South Indian Bank Ltd	0	0	0.00	0	0.00	0	0.00
32	Standard Chartered Bank	0	0	0.00	0	0.00	0	0.00
33	Yes Bank	332	332	689.40	332	689.40	686	726.48
34	Kotak Mahinda	0	0	0.00	0	0.00	0	0.00
35	BANDHAN BANK	0	0	0.00	0	0.00	0	0.00
36	UJJIVAN FINANCIAL SERVICES	4364	4364	4567.70	4364	4567.70	24116	5636.36
37	UTKARSH MICRO FINANCE	36051	35854	10225.00	35854	10225.00	49971	10517.00
38	IDFC Bank	0	0	0.00	0	0.00	0	0.00
G	Total Private Bank	47656	47458	18429.93	47458	18429.85	83359	24126.11
H	Total All Bank (F+G)	48599	48378	19303.24	48542	19288.80	92948	30873.58

D.I.R ADVANCES

FROM 01.04.2019 TO 31.03.2020

(₹ in Lacs)

S. No.	Name of the Bank	Application Received		Amount Disbursed during the quarter		Amount Disbursed upto the quarter		Total Outstanding as on 31.03.2020	
		No.	Amt.	No.	Amt.	No.	Amt.	No.	Amt.
1	State Bank of India	23	23.40	22	3.25	35	4.77	939	102.57
2	Punjab National Bank	18	1.77	12	1.16	18	1.77	23	2.11
3	Bank of Baroda	113	18.25	35	6.05	36	6.20	318	25.20
A	Total Lead Banks	154	43.42	69	10.46	89	12.74	1280	129.88
4	Oriental Bank of Comm.	1	0.02	1	0.02	1	0.02	4	2.60
5	Union Bank of India	110	17.66	110	17.26	109	17.25	380	41.34
6	Canara Bank	936	134.59	321	46.67	936	134.59	2208	212.60
7	Central Bank of India	0	0.00	0	0.00	0	0.00	0	0.00
8	Punjab & Sind Bank	0	0.00	0	0.00	0	0.00	0	0.00
9	Allahabad Bank	0	0.00	0	0.00	0	0.00	9	73.00
10	UCO Bank	10	0.36	10	0.36	10	0.36	44	5.71
11	Indian Overseas Bank	24	3.80	13	1.74	21	2.38	4	0.40
12	Bank of India	0	0.00	0	0.00	0	0.00	0	0.00
13	Syndicate Bank	0	0.00	0	0.00	0	0.00	0	0.00
14	Corporation Bank	0	0.00	6	1.00	6	1.00	22	2.50
15	Andhra bank	2	0.35	2	0.17	1	0.20	3	20.00
16	Indian Bank	2	0.30	2	0.30	2	0.30	3	0.37
17	United Bank of India	0	0.00	0	0.00	0	0.00	0	0.00
18	Bank of Maharashtra	0	0.00	0	0.00	0	0.00	0	0.00
B	Total Non-Lead Banks	1085	157.08	465	67.52	1086	156.10	2677	358.52
C	Total N. Banks (A + B)	1239	200.50	534	77.98	1175	168.84	3957	488.40
19	Uttarakhand G.B	0	0.00	0	0.00	0	0.00	0	0.00
20	Prathama U.P Gramin Bank	0	0.00	0	0.00	0	0.00	0	0.00
D	Total R.R.B.	0	0.00	0	0.00	0	0.00	0	0.00
21	Co-operative Bank	0	0.00	0	0.00	0	0.00	0	0.00
E	Total Cooperative	0	0.00	0	0.00	0	0.00	0	0.00
F	Total (C+D+E)	1239	200.50	534	77.98	1175	168.84	3957	488.40
22	Nainital Bank	327	53.75	327	53.75	327	53.75	1469	171.10
23	Axis Bank	0	0.00	0	0.00	0	0.00	0	0.00
24	ICICI bank	0	0.00	0	0.00	0	0.00	0	0.00
25	IDBI Bank	4	1.00	4	1.00	4	1.00	20	1.40
26	HDFC Bank	0	0.00	0	0.00	0	0.00	0	0.00
27	The J & K Bank	25	3.12	25	3.12	25	3.34	19	2.00
28	Fedral Bank Ltd	0	0.00	0	0.00	0	0.00	0	0.00
29	IndusInd Bank	0	0.00	0	0.00	0	0.00	0	0.00
30	The Karnataka bank	0	0.00	0	0.00	0	0.00	0	0.00
31	The South Indian Bank Ltd	0	0.00	0	0.00	0	0.00	0	0.00
32	Standard Chartered Bank	0	0.00	0	0.00	0	0.00	0	0.00
33	Yes Bank	0	0.00	0	0.00	0	0.00	0	0.00
34	Kotak Mahinda	0	0.00	0	0.00	0	0.00	0	0.00
35	BANDHAN BANK	0	0.00	0	0.00	0	0.00	0	0.00
36	UJJIVAN FINANCIAL SERVICES	0	0.00	0	0.00	0	0.00	0	0.00
37	UTKARSH MICRO FINANCE	0	0.00	0	0.00	0	0.00	0	0.00
38	IDFC Bank	0	0.00	0	0.00	0	0.00	0	0.00
G	Total Private Bank	356	57.87	356	57.87	356	58.09	1508	174.50
H	Total All Bank (F+G)	1595	258.37	890	135.85	1531	226.93	5465	662.90

ADVANCE TO HANDLOOM WEAVER UNDER MUDRA YOJANA

FROM 01.04.2019 TO 31.03.2020

(₹ in Lacs)

S. No.	Name of the Bank	Target	Receivied			Sanctioned		Disbursed		Return	Application under process < 30 days.	Application Pending > 30 days.	Outstanding since the launch of scheme i.e 2002-02 to 31.03.2020	
			No.	No.	Amt.	No.	Amt.	No.	Amt.				No.	Amt.
1	State Bank of India	321	1	1	2.50	1	2.50	0	0	0	0	0	384	367.22
2	Punjab National Bank	211	0	0	0.00	0	0.00	0	0	0	0	0	178	139.18
3	Bank of Baroda	116	0	0	0.00	0	0.00	0	0	0	0	0	30	27.80
A	Total Lead Banks	648	1	1	2.50	1	2.50	0	0	0	0	0	592	534.20
4	Oriental Bank of Comm.	62	0	0	0.00	0	0.00	0	0	0	0	0	29	15.10
5	Union Bank of India	65	8	8	2.90	8	2.90	0	0	0	0	0	186	68.69
6	Canara Bank	54	2	2	2.85	2	2.21	0	0	0	0	0	5	4.21
7	Central Bank of India	24	0	0	0.00	0	0.00	0	0	0	0	0	36	34.25
8	Punjab & Sind Bank	31	0	0	0.00	0	0.00	0	0	0	0	0	0	0.00
9	Allahabad Bank	29	0	0	0.00	0	0.00	0	0	0	0	0	1	1.45
10	UCO Bank	40	0	0	0.00	0	0.00	0	0	0	0	0	0	0.00
11	Indian Overseas Bank	48	8	8	13.00	8	13.00	0	0	0	0	0	8	13.00
12	Bank of India	23	0	0	0.00	0	0.00	0	0	0	0	0	0	0.00
13	Syndicate Bank	39	0	0	0.00	0	0.00	0	0	0	0	0	7	11.00
14	Corporation Bank	18	0	0	0.00	0	0.00	0	0	0	0	0	0	0.00
15	Andhra bank	14	0	0	0.00	0	0.00	0	0	0	0	0	0	0.00
16	Indian Bank	10	0	0	0.00	0	0.00	0	0	0	0	0	0	0.00
17	United Bank of India	8	11	11	41.90	11	41.90	0	0	0	0	0	105	176.66
18	Bank of Maharashtra	6	0	0	0.00	0	0.00	0	0	0	0	0	0	0.00
B	Total Non-Lead Banks	471	29	29	60.65	29	60.01	0	0	0	0	0	377	324.36
C	Total N. Banks (A + B)	1119	30	30	63.15	30	62.51	0	0	0	0	0	969	858.56
19	Uttarakhand G.B	191	0	0	0.00	0	0.00	0	0	0	0	0	154	93.04
20	Prathama U.P Gramin Bank	2	0	0	0.00	0	0.00	0	0	0	0	0	0	0.00
D	Total R.R.B.	193	0	0	0.00	0	0.00	0	0	0	0	0	154	93.04
21	Co-operative Bank	228	0	0	0.00	0	0.00	0	0	0	0	0	0	0.00
E	Total Cooperative	228	0	0	0.00	0	0.00	0	0	0	0	0	0	0.00
F	Total (C+D+E)	1540	30	30	63.15	30	62.51	0	0	0	0	0	1123	951.60
22	Nainital Bank	48	1	0	0.00	0	0.00	1	0	0	0	0	3	2.11
23	Axis Bank	31	0	0	0.00	0	0.00	0	0	0	0	0	0	0.00
24	ICICI bank	24	0	0	0.00	0	0.00	0	0	0	0	0	0	0.00
25	IDBI Bank	19	0	0	0.00	0	0.00	0	0	0	0	0	0	0.00
26	HDFC Bank	27	0	0	0.00	0	0.00	0	0	0	0	0	0	0.00
27	The J & K Bank	0	0	0	0.00	0	0.00	0	0	0	0	0	0	0.00
28	Fedral Bank Ltd	0	0	0	0.00	0	0.00	0	0	0	0	0	0	0.00
29	IndusInd Bank	7	0	0	0.00	0	0.00	0	0	0	0	0	0	0.00
30	The Karnataka bank	6	0	0	0.00	0	0.00	0	0	0	0	0	0	0.00
31	The South Indian Bank Ltd	0	0	0	0.00	0	0.00	0	0	0	0	0	0	0.00
32	Standard Chartered Bank	0	0	0	0.00	0	0.00	0	0	0	0	0	0	0.00
33	Yes Bank	17	0	0	0.00	0	0.00	0	0	0	0	0	0	0.00
34	Kotak Mahinda	9	0	0	0.00	0	0.00	0	0	0	0	0	0	0.00
35	BANDHAN BANK	13	0	0	0.00	0	0.00	0	0	0	0	0	0	0.00
36	UJJIVAN FINANCIAL SERVICES	2	0	0	0.00	0	0.00	0	0	0	0	0	0	0.00
37	UTKARSH MICRO FINANCE	7	0	0	0.00	0	0.00	0	0	0	0	0	0	0.00
38	IDFC Bank	0	0	0	0.00	0	0.00	0	0	0	0	0	0	0.00
G	Total Private Bank	210	1	0	0.00	0	0.00	1	0	0	0	0	3	2.11
H	Total All Bank (F+G)	1750	31	30	63.15	30	62.51	1	0	0	0	0	1126	953.71

**SPECIAL COMPONENT PLAN
FROM 01.04.2019 TO 31.03.2020**

(₹ In lacs)

S. No.	Name of the Bank	Target	Received		Sanctioned		Disbursed		Returned	Pending	Outstanding since the launch of scheme i.e 2002 02 to 31.03.2020	
			No.	Amt.	No.	Amt.	No.	Amt.			No.	Amt.
1	State Bank of India	300	284	138	130.14	134	125.94	66	80	4819	6548.69	
2	Punjab National Bank	177	195	76	106.85	74	96.95	57	62	2671	1413.67	
3	Bank of Baroda	103	176	79	73.34	71	65.44	39	58	1148	7608.38	
A	Total Lead Banks	580	655	293	310.33	279	288.33	162	200	8638	15571	
4	Oriental Bank of Comm.	57	34	16	22.80	16	22.80	13	13	297	267.03	
5	Union Bank of India	59	37	16	17.20	15	11.80	11	15	368	865.36	
6	Canara Bank	62	37	25	24.50	25	24.50	7	8	224	210.72	
7	Central Bank of India	35	19	8	5.00	8	5.00	3	4	278	2289.73	
8	Punjab & Sind Bank	34	25	5	6.50	5	6.50	4	12	83	60.05	
9	Allahabad Bank	40	52	10	11.60	9	10.60	17	18	313	661.56	
10	UCO Bank	41	29	17	24.80	16	22.80	8	8	375	294.84	
11	Indian Overseas Bank	37	50	10	10.50	9	7.70	20	21	324	500.47	
12	Bank of India	30	26	14	24.10	13	22.10	10	10	970	571.99	
13	Syndicate Bank	41	24	10	9.30	10	9.30	4	4	163	242.37	
14	Corporation Bank	17	4	0	0.00	0	0.00	1	3	1	1.90	
15	Andhra bank	12	2	0	0.00	0	0.00	2	2	916	5380.37	
16	Indian Bank	13	1	1	2.00	1	2.00	0	0	697	1248.60	
17	United Bank of India	8	0	0	0.00	0	0.00	0	0	0	0.00	
18	Bank of Maharashtra	6	1	0	0.00	0	0.00	1	1	40	82.60	
B	Total Non-Lead Banks	492	341	132	158.30	127	145.10	90	119	5049	12678	
C	Total N. Banks (A + B)	1072	996	425	468.63	406	433.43	252	319	13687	28248.33	
19	Uttarakhand G.B	213	282	214	139.26	211	131.67	27	30	2353	723.56	
20	Prathama U.P Gramin Bank	2	0	0	0.00	0	0.00	0	0	0	0.00	
D	Total R.R.B.	215	282	214	139.26	211	131.67	27	30	2353	724	
21	Co-operative Bank	346	606	555	244.79	553	242.06	23	30	1138	504.42	
E	Total Cooperative	346	606	555	244.79	553	242.06	23	30	1138	504	
F	Total (C+D+E)	1633	1884	1194	852.68	1170	807.16	302	379	17178	29476	
22	Nainital Bank	62	94	74	50.87	73	49.87	4	13	67	24.28	
23	Axis Bank	16	1	1	2.00	1	2.00	0	0	0	0.00	
24	ICICI bank	10	3	0	0.00	0	0.00	2	1	0	0.00	
25	IDBI Bank	22	7	1	3.00	1	3.00	6	6	386	533.70	
26	HDFC Bank	13	0	0	0.00	0	0.00	0	0	0	0.00	
27	The J & K Bank	3	0	0	0.00	0	0.00	0	0	4	14.66	
28	Fedral Bank Ltd	1	0	0	0.00	0	0.00	0	0	0	0.00	
29	IndusInd Bank	4	0	0	0.00	0	0.00	0	0	0	0.00	
30	The Karnataka bank	3	1	0	0.00	0	0.00	0	1	4	6.48	
31	The South Indian Bank Ltd	1	0	0	0.00	0	0.00	0	0	0	0.00	
32	Standard Chartered Bank	1	0	0	0.00	0	0.00	0	0	0	0.00	
33	Yes Bank	4	0	0	0.00	0	0.00	0	0	60	3013.40	
34	Kotak Mahinda	4	0	0	0.00	0	0.00	0	0	0	0.00	
35	Bandhan Bank	3	0	0	0.00	0	0.00	0	0	0	0.00	
36	Ujjivan Financial Services	1	1	0	0.00	0	0.00	0	1	0	0.00	
37	Utkarsh Micro Finance	6	0	0	0.00	0	0.00	0	0	0	0.00	
38	IDFC Bank	1	0	0	0.00	0	0.00	0	0	0	0.00	
G	Total Private Bank	155	107	76	55.87	75	54.87	9	22	521	3592.52	
H	Total All Bank (F+G)	1788	1991	1270	908.55	1245	862.03	320	401	17699	33069	

SCHEDULE CASTE
FROM 01.04.2019 TO 31.03.2020

(₹ In lacs)

S. No.	Name of the Bank	Target	Receieved		Sanctioned		Disbursed		Returned		Pending		Outstanding since the launch of scheme i.e 2002 to 31.03.2020	
			No.	Amt.	No.	Amt.	No.	Amt.	No.	Amt.	No.	Amt.	No.	Amt.
1	State Bank of India	260	244	128	102.74	125	100.54	45	71	2756	3597.28			
2	Punjab National Bank	144	139	53	39.75	53	38.85	38	48	2038	937.16			
3	Bank of Baroda	77	146	65	41.80	59	37.90	35	46	299	466.16			
A	Total Lead Banks	481	529	246	184.29	237	177.29	118	165	5093	5001			
4	Oriental Bank of Comm.	42	27	11	11.30	11	11.30	4	12	135	115.87			
5	Union Bank of India	45	30	13	7.20	13	6.80	6	11	304	777.80			
6	Canara Bank	47	32	21	12.90	21	12.90	4	7	96	74.87			
7	Central Bank of India	25	16	6	3.00	6	3.00	7	3	34	494.15			
8	Punjab & Sind Bank	24	15	5	6.50	5	6.50	7	3	67	47.60			
9	Allahabad Bank	28	42	7	5.60	6	4.60	21	14	131	394.66			
10	UCO Bank	28	23	13	14.80	13	14.80	3	7	118	106.60			
11	Indian Overseas Bank	27	45	6	3.50	6	2.70	19	20	115	205.14			
12	Bank of India	20	18	10	11.10	9	9.10	0	8	850	370.86			
13	Syndicate Bank	27	24	10	9.30	10	9.30	10	4	56	59.34			
14	Corporation Bank	10	2	0	0.00	0	0.00	1	1	0	0.00			
15	Andhra bank	7	2	0	0.00	0	0.00	0	2	88	414.61			
16	Indian Bank	8	0	0	0.00	0	0.00	0	0	384	588.99			
17	United Bank of India	5	0	0	0.00	0	0.00	0	0	0	0.00			
18	Bank of Maharashtra	4	1	0	0.00	0	0.00	0	1	6	20.25			
B	Total Non-Lead Banks	347	277	102	85.20	100	81.00	82	93	2384	3671			
C	Total N. Banks (A + B)	828	806	348	269.49	337	258.29	200	258	7477	8671			
19	Uttarakhand G.B	189	262	201	110.76	198	107.17	36	25	589	361.59			
20	Prathama U.P Gramin Bank	1	0	0	0.00	0	0.00	0	0	0	0.00			
D	Total R.R.B.	190	262	201	110.76	198	107.17	36	25	589	361.59			
21	Co-operative Bank	321	536	494	211.74	492	209.01	20	22	949	366.32			
E	Total Cooperative	321	536	494	211.74	492	209.01	20	22	949	366			
F	Total (C+D+E)	1339	1604	1043	591.99	1027	574.47	256	305	9015	9399			
22	Nainital Bank	51	50	39	23.50	38	22.50	7	4	53	19.33			
23	Axis Bank	12	0	0	0.00	0	0.00	0	0	0	0.00			
24	ICICI bank	7	0	0	0.00	0	0.00	0	0	0	0.00			
25	IDBI Bank	15	6	0	0.00	0	0.00	0	6	106	154.45			
26	HDFC Bank	10	0	0	0.00	0	0.00	0	0	0	0.00			
27	The J & K Bank	3	0	0	0.00	0	0.00	0	0	0	0.00			
28	Fedral Bank Ltd	1	0	0	0.00	0	0.00	0	0	0	0.00			
29	IndusInd Bank	3	0	0	0.00	0	0.00	0	0	0	0.00			
30	The Karnataka bank	3	0	0	0.00	0	0.00	0	0	3	3.49			
31	The South Indian Bank Ltd	1	0	0	0.00	0	0.00	0	0	0	0.00			
32	Standard Chartered Bank	1	0	0	0.00	0	0.00	0	0	0	0.00			
33	Yes Bank	4	0	0	0.00	0	0.00	0	0	0	0.00			
34	Kotak Mahinda	3	0	0	0.00	0	0.00	0	0	0	0.00			
35	BANDHAN BANK	3	0	0	0.00	0	0.00	0	0	0	0.00			
36	UJJIVAN FINANCIAL SERVICES	1	0	0	0.00	0	0.00	0	0	0	0.00			
37	UTKARSH MICRO FINANCE	5	0	0	0.00	0	0.00	0	0	0	0.00			
38	IDFC Bank	1	0	0	0.00	0	0.00	0	0	0	0.00			
G	Total Private Bank	124	56	39	23.50	38	22.50	7	10	162	177			
H	Total All Bank (F+G)	1463	1660	1082	615.49	1065	596.97	263	315	9177	9577			

SCHEDULE TRIBE
FROM 01.04.2019 TO 31.03.2020

(₹ In lacs)

S. No.	Name of the Bank	Target	Received		Sanctioned		Disbursed		Returned	Pending	Outstanding since the launch of scheme i.e 2002-02 to 31.03.2020	
			No.	Amt.	No.	Amt.	No.	Amt.			No.	Amt.
1	State Bank of India	13	5	2.40	4	2.40	4	2.40	1	0	1292	1712.54
2	Punjab National Bank	8	4	2.60	2	2.60	2	2.60	0	2	492	244.81
3	Bank of Baroda	7	2	0.00	0	0.00	0	0.00	0	2	141	311.19
A	Total Lead Banks	28	11	5.00	6	5.00	6	5.00	1	4	1925	2269
4	Oriental Bank of Comm.	5	1	0.50	1	0.50	1	0.50	0	0	48	67.14
5	Union Bank of India	4	0	0.00	0	0.00	0	0.00	0	0	19	32.77
6	Canara Bank	5	2	0.60	2	0.60	2	0.60	0	0	23	18.70
7	Central Bank of India	2	0	0.00	0	0.00	0	0.00	0	0	0	18.19
8	Punjab & Sind Bank	4	9	0.00	0	0.00	0	0.00	0	9	11	7.35
9	Allahabad Bank	3	3	1.00	2	1.00	2	1.00	1	0	97	112.63
10	UCO Bank	4	1	0.00	0	0.00	0	0.00	0	1	248	151.14
11	Indian Overseas Bank	3	0	0.00	0	0.00	0	0.00	0	0	59	93.53
12	Bank of India	2	1	1.00	1	1.00	1	1.00	0	0	23	67.44
13	Syndicate Bank	3	0	0.00	0	0.00	0	0.00	0	0	45	31.24
14	Corporation Bank	3	0	0.00	0	0.00	0	0.00	0	0	0	0.00
15	Andhra bank	1	0	0.00	0	0.00	0	0.00	0	0	19	60.61
16	Indian Bank	1	0	0.00	0	0.00	0	0.00	0	0	46	83.56
17	United Bank of India	1	0	0.00	0	0.00	0	0.00	0	0	0	0.00
18	Bank of Maharashtra	1	0	0.00	0	0.00	0	0.00	0	0	0	0.00
B	Total Non-Lead Banks	42	17	3.10	6	3.10	6	3.10	1	10	638	744
C	Total N. Banks (A + B)	70	28	8.10	12	8.10	12	8.10	2	14	2563	3013
19	Uttarakhand G.B	11	3	0.50	2	0.50	2	0.50	0	1	1707	266.97
20	Prathama U.P Gramin Bank	1	0	0.00	0	0.00	0	0.00	0	0	0	0.00
D	Total R.R.B.	12	3	0.50	2	0.50	2	0.50	0	1	1707	267
21	Co-operative Bank	9	60	16.05	58	16.05	58	16.05	0	2	162	45.10
E	Total Cooperative	9	60	16.05	58	16.05	58	16.05	0	2	162	45
F	Total (C+D+E)	91	91	24.65	72	24.65	72	24.65	2	17	4432	3325
22	Nainital Bank	4	33	5.10	24	5.10	24	5.10	0	9	13	3.70
23	Axis Bank	1	0	0.00	0	0.00	0	0.00	0	0	0	0.00
24	ICICI bank	1	0	0.00	0	0.00	0	0.00	0	0	0	0.00
25	IDBI Bank	2	0	0.00	0	0.00	0	0.00	0	0	40	67.08
26	HDFC Bank	1	0	0.00	0	0.00	0	0.00	0	0	0	0.00
27	The J & K Bank	0	0	0.00	0	0.00	0	0.00	0	0	0	0.00
28	Fedral Bank Ltd	0	0	0.00	0	0.00	0	0.00	0	0	0	0.00
29	IndusInd Bank	0	0	0.00	0	0.00	0	0.00	0	0	0	0.00
30	The Karnataka bank	0	0	0.00	0	0.00	0	0.00	0	0	0	0.00
31	The South Indian Bank Ltd	0	0	0.00	0	0.00	0	0.00	0	0	0	0.00
32	Standard Chartered Bank	0	0	0.00	0	0.00	0	0.00	0	0	0	0.00
33	Yes Bank	0	0	0.00	0	0.00	0	0.00	0	0	0	0.00
34	Kotak Mahinda	0	0	0.00	0	0.00	0	0.00	0	0	0	0.00
35	Bandhan Bank	0	0	0.00	0	0.00	0	0.00	0	0	0	0.00
36	Ujjivan Financial Services	0	0	0.00	0	0.00	0	0.00	0	0	0	0.00
37	Utkarsh Micro Finance	0	0	0.00	0	0.00	0	0.00	0	0	0	0.00
38	IDFC Bank	0	0	0.00	0	0.00	0	0.00	0	0	0	0.00
G	Total Private Bank	9	33	5.10	24	5.10	24	5.10	0	9	53	71
H	Total All Bank (F+G)	100	124	29.75	96	29.75	96	29.75	2	26	4485	3396

MINORITY
FROM 01.04.2019 TO 31.03.2020

(₹ In lacs)

S. No.	Name of the Bank	Target	Received	Sanctioned		Disbursed		Returned	Pending	Outstanding since the launch of scheme i.e 2002 02 to 31.03.2020	
			No.	No.	Amt.	No.	Amt.	No	No	No.	Amt.
1	State Bank of India	27	35	6	25.00	5	23.00	20	9	771	1238.87
2	Punjab National Bank	25	52	21	64.50	19	55.50	19	12	141	231.70
3	Bank of Baroda	19	28	14	31.54	12	27.54	4	10	708	6831.03
A	Total Lead Banks	71	115	41	121.04	36	106.04	43	31	1620	8302
4	Oriental Bank of Comm.	10	6	4	11.00	4	11.00	1	1	114	84.02
5	Union Bank of India	10	7	3	10.00	2	5.00	0	4	45	54.79
6	Canara Bank	10	3	2	11.00	2	11.00	0	1	105	117.15
7	Central Bank of India	8	3	2	2.00	2	2.00	0	1	244	1777.39
8	Punjab & Sind Bank	6	1	0	0.00	0	0.00	1	0	5	5.10
9	Allahabad Bank	9	7	1	5.00	1	5.00	2	4	85	154.27
10	UCO Bank	9	5	4	10.00	3	8.00	1	0	9	37.10
11	Indian Overseas Bank	7	5	4	7.00	3	5.00	0	1	150	201.80
12	Bank of India	8	7	3	12.00	3	12.00	2	2	97	133.69
13	Syndicate Bank	11	0	0	0.00	0	0.00	0	0	62	151.79
15	Corporation Bank	4	2	0	0.00	0	0.00	0	2	1	1.90
16	Andhra bank	4	0	0	0.00	0	0.00	0	0	809	4905.15
17	Indian Bank	4	1	1	2.00	1	2.00	0	0	267	576.05
18	United Bank of India	2	0	0	0.00	0	0.00	0	0	0	0.00
19	Bank of Maharashtra	1	0	0	0.00	0	0.00	0	0	34	62.35
B	Total Non-Lead Banks	103	47	24	70.00	21	61.00	7	16	2027	8263
C	Total N. Banks (A + B)	174	162	65	191.04	57	167.04	50	47	3647	16564
22	Uttarakhand G.B	13	17	11	28.00	11	24.00	2	4	57	95.00
23	Prathama U.P Gramin Bank	0	0	0	0.00	0	0.00	0	0	0	0.00
D	Total R.R.B.	13	17	11	28.00	11	24.00	2	4	57	95
24	Co-operative Bank	16	10	3	17.00	3	17.00	1	6	27	93.00
E	Total Cooperative	16	10	3	17.00	3	17.00	1	6	27	93
F	Total (C+D+E)	203	189	79	236.04	71	208.04	53	57	3731	16752
25	Nainital Bank	7	11	11	22.27	11	22.27	0	0	1	1.25
26	Axis Bank	3	1	1	2.00	1	2.00	0	0	0	0.00
27	ICICI bank	2	3	0	0.00	0	0.00	2	1	0	0.00
	IDBI Bank	5	1	1	3.00	1	3.00	0	0	240	312.17
28	HDFC Bank	2	0	0	0.00	0	0.00	0	0	0	0.00
29	The J & K Bank	0	0	0	0.00	0	0.00	0	0	4	14.66
30	Fedral Bank Ltd	0	0	0	0.00	0	0.00	0	0	0	0.00
31	IndusInd Bank	1	0	0	0.00	0	0.00	0	0	0	0.00
32	The Karnataka bank	0	1	0	0.00	0	0.00	0	1	1	2.99
33	The South Indian Bank Ltd	0	0	0	0.00	0	0.00	0	0	0	0.00
34	Standard Chartered Bank	0	0	0	0.00	0	0.00	0	0	0	0.00
35	Yes Bank	0	0	0	0.00	0	0.00	0	0	60	3013.40
36	Kotak Mahinda	1	0	0	0.00	0	0.00	0	0	0	0.00
37	Bandhan Bank	0	0	0	0.00	0	0.00	0	0	0	0.00
38	Ujjivan Financial Services	0	1	0	0.00	0	0.00	0	1	0	0.00
39	Utkarsh Micro Finance	1	0	0	0.00	0	0.00	0	0	0	0.00
40	IDFC Bank	0	0	0	0.00	0	0.00	0	0	0	0.00
G	Total Private Bank	22	18	13	27.27	13	27.27	2	3	306	3344
H	Total All Bank (F+G)	225	207	92	263.31	84	235.31	55	60	4037	20097

NATIONAL URBAN LIVELIHOOD MISSION (NULM) INDIVIDUALS

FROM 01.04.2019 TO 31.03.2020

(₹ in lacs)

Sr. No.	Name of the Bank	No. of Branches	Yearly Target	Received	Sanctioned	Loan Disbursed	Return	Pending	Outstanding since inception	
			No.	No.	No.	No.	No.	No.	No.	Amt.
1	State Bank of India	431	146	231	67	67	44	120	410	395.90
2	Punjab National Bank	245	98	294	122	122	70	102	638	616.91
3	Bank of Baroda	155	62	253	87	87	68	98	261	396.10
A	Total Lead Banks	831	306	778	276	276	182	320	1309	1408.91
4	Oriental Bank of Comm.	76	47	72	25	25	16	31	217	204.15
5	Union Bank of India	85	67	131	70	70	35	26	198	108.19
6	Canara Bank	84	46	123	55	55	28	40	160	182.21
7	Central Bank of India	42	36	52	23	23	17	12	193	195.76
8	Punjab & Sind Bank	44	25	30	12	12	7	11	65	94.76
9	Allahabad Bank	41	39	53	18	18	5	30	138	2067.09
10	UCO Bank	57	36	74	34	34	22	18	370	297.06
11	Indian Overseas Bank	45	24	47	23	23	18	6	237	224.05
12	Bank of India	35	29	64	33	33	25	6	69	96.80
13	Syndicate Bank	60	40	52	25	25	17	10	56	178.23
14	Corporation Bank	26	11	12	3	3	1	8	20	37.72
15	Andhra bank	15	13	41	19	19	19	3	28	39.36
16	Indian Bank	12	9	19	6	6	4	9	13	11.77
17	United Bank of India	8	7	4	2	2	2	0	8	7.81
18	Bank of Maharashtra	5	4	8	4	4	3	1	5	39.55
B	Total Non-Lead Banks	635	433	782	352	352	219	211	1777	3784.51
C	Total N. Banks (A + B)	1466	739	1560	628	628	401	531	3086	5193.42
19	Uttarakhand G.B	286	70	159	66	66	53	40	206	208.17
20	Prathama U.P Gramin Bank	1	0	0	0	0	0	0	0	0.00
D	Total R.R.B.	287	70	159	66	66	53	40	206	208.17
21	Co-operative Bank	289	78	31	20	20	5	6	11	19.19
E	Total Cooperative	289	78	31	20	20	5	6	11	19.19
F	Total (C+D+E)	2042	887	1750	714	714	459	577	3303	5420.78
22	Nainital Bank	78	42	143	64	64	53	26	150	162.05
23	Axis Bank	52	12	20	8	8	7	5	4	6.48
24	ICICI bank	38	11	4	2	2	2	0	0	0.00
25	IDBI Bank	31	18	27	7	7	4	16	40	38.94
26	HDFC Bank	42	15	6	2	2	2	2	3	0.98
27	The J & K Bank	3	2	0	0	0	0	0	0	0.00
28	Fedral Bank Ltd	1	0	0	0	0	0	0	0	0.00
29	IndusInd Bank	11	2	0	0	0	0	0	0	0.00
30	The Karnataka bank	4	0		0	0	0	0	3	3.59
31	The South Indian Bank Ltd	1	0	0	0	0	0	0	0	0.00
32	Standard Chartered Bank	1	0	0	0	0	0	0	0	0.00
33	Yes Bank	17	4	0	0	0	0	0	0	0.00
34	Kotak Mahinda	10	2	0	0	0	0	0	0	0.00
35	Bandhan Bank	12	2	0	0	0	0	0	0	0.00
36	Ujjivan Financial Services	4	0	0	0	0	0	0	0	0.00
37	Utkarsh Micro Finance	17	3	0	0	0	0	0	0	0.00
38	IDFC Bank	2	0	0	0	0	0	0	0	0.00
G	Total Private Bank	324	113	200	83	83	68	49	200	212.04
H	Total All Bank (F+G)	2366	1000	1950	797	797	527	626	3503	5632.82

NATIONAL URBAN LIVELIHOOD MISSION (NULM) GROUPS

FROM 01.04.2019 TO 31.03.2020

(₹ in lacs)

S. No.	Name of the Bank	No. of Branches	Yearly Target	Received	Sanctioned	Loan Disbursed	Return	Pending	Outstanding since inception	
			No.	No.	No.	No.	No.	No.	No.	Amt.
1	State Bank of India	431	4	0	0	0	0	0	168	165.40
2	Punjab National Bank	245	1	1	1	1	0	0	1	1.40
3	Bank of Baroda	155	2	0	0	0	0	0	83	44.03
A	Total Lead Banks	831	7	1	1	1	0	0	252	210.83
4	Oriental Bank of Comm.	76	0	0	0	0	0	0	6	13.63
5	Union Bank of India	85	1	0	0	0	0	0	201	107.41
6	Canara Bank	84	0	0	0	0	0	0	0	0.00
7	Central Bank of India	42	0	0	0	0	0	0	190	176.15
8	Punjab & Sind Bank	44	0	0	0	0	0	0	0	0.00
9	Allahabad Bank	41	0	0	0	0	0	0	0	0.00
10	UCO Bank	57	0	0	0	0	0	0	60	78.20
11	Indian Overseas Bank	45	0	0	0	0	0	0	200	180.57
12	Bank of India	35	0	0	0	0	0	0	0	0.00
13	Syndicate Bank	60	0	0	0	0	0	0	0	0.00
14	Corporation Bank	26	0	0	0	0	0	0	5	5.00
15	Andhra bank	15	0	0	0	0	0	0	0	0.00
16	Indian Bank	12	0	0	0	0	0	0	0	0.00
17	United Bank of India	8	0	0	0	0	0	0	0	0.00
18	Bank of Maharashtra	5	0	0	0	0	0	0	3	3.65
B	Total Non-Lead Banks	635	1	0	0	0	0	0	665	564.61
C	Total N. Banks (A + B)	1466	8	1	1	1	0	0	917	775.44
19	Uttarakhand G.B	286	4	0	0	0	0	0	11	12.65
20	Prathama U.P Gramin Bank	1	0	0	0	0	0	0	0	0.00
D	Total R.R.B.	287	4	0	0	0	0	0	11	12.65
21	Co-operative Bank	289	0	0	0	0	0	0	0	0.00
E	Total Cooperative	289	0	0	0	0	0	0	0	0.00
F	Total (C+D+E)	2042	12	1	1	1	0	0	928	788.09
22	Nainital Bank	78	0	0	0	0	0	0	0	0.00
23	Axis Bank	52	0	0	0	0	0	0	17	23.50
24	ICICI bank	38	0	0	0	0	0	0	0	0.00
25	IDBI Bank	31	0	0	0	0	0	0	9	13.83
26	HDFC Bank	42	0	0	0	0	0	0	0	0.00
27	The J & K Bank	3	0	0	0	0	0	0	0	0.00
28	Federal Bank Ltd	1	0	0	0	0	0	0	0	0.00
29	IndusInd Bank	11	0	0	0	0	0	0	0	0.00
30	The Karnataka bank	4	0	0	0	0	0	0	2	2.80
31	The South Indian Bank Ltd	1	0	0	0	0	0	0	0	0.00
32	Standard Chartered Bank	1	0	0	0	0	0	0	0	0.00
33	Yes Bank	17	0	0	0	0	0	0	0	0.00
34	Kotak Mahinda	10	0	0	0	0	0	0	0	0.00
35	Bandhan Bank	12	0	0	0	0	0	0	0	0.00
36	Ujivan Financial Services	4	0	0	0	0	0	0	0	0.00
37	Utkarsh Micro Finance	17	0	0	0	0	0	0	0	0.00
38	IDFC Bank	2	0	0	0	0	0	0	0	0.00
G	Total Private Bank	324	0	0	0	0	0	0	28	40.13
H	Total All Bank (F+G)	2366	12	1	1	1	0	0	956	828.22

NATIONAL URBAN LIVELIHOOD MISSION (NULM) SELF HELP GROUP (SHG)

FROM 01.04.2019 TO 31.03.2020

(₹ in lacs)

S. No.	Name of the Bank	No. of Branches	Yearly Target	Received	Sanctioned	Loan Disbursed	Return	Pending	Outstanding since inception	
			No.	No.	No.	No.	No.	No.	No.	Amt.
1	State Bank of India	431	10	0	0	0	0	0	145	87.95
2	Punjab National Bank	245	5	0	0	0	0	0	0	0.00
3	Bank of Baroda	155	2	2	2	2	0	0	56	28.58
A	Total Lead Banks	831	17	2	2	2	0	0	201	116.53
4	Oriental Bank of Comm.	76	0	0	0	0	0	0	4	5.01
5	Union Bank of India	85	1	0	0	0	0	0	0	0.00
6	Canara Bank	84	0	1	1	1	0	0	0	0.00
7	Central Bank of India	42	0	6	6	6	0	0	0	0.00
8	Punjab & Sind Bank	44	1	0	0	0	0	0	0	0.00
9	Allahabad Bank	41	0	2	1	1	1	0	0	0.00
10	UCO Bank	57	0	3	2	2	1	0	0	0.00
11	Indian Overseas Bank	45	0	0	0	0	0	0	0	0.00
12	Bank of India	35	0	0	0	0	0	0	0	0.00
13	Syndicate Bank	60	2	1	0	0	1	0	0	0.00
14	Corporation Bank	26	0	0	0	0	0	0	0	0.00
15	Andhra bank	15	0	0	0	0	0	0	0	0.00
16	Indian Bank	12	0	0	0	0	0	0	0	0.00
17	United Bank of India	8	0	0	0	0	0	0	0	0.00
18	Bank of Maharashtra	5	0	0	0	0	0	0	0	0.00
B	Total Non-Lead Banks	635	4	13	10	10	3	0	4	5.01
C	Total N. Banks (A + B)	1466	21	15	12	12	3	0	205	121.54
19	Uttarakhand G.B	286	2	1	1	1	0	0	7	7.15
20	Prathama U.P Gramin Bank	1	0	0	0	0	0	0	0	0.00
D	Total R.R.B.	287	2	1	1	1	0	0	7	7.15
21	Co-operative Bank	289	1	0	0	0	0	0	0	0.00
E	Total Cooperative	289	1	0	0	0	0	0	0	0.00
F	Total (C+D+E)	2042	24	16	13	13	3	0	212	128.69
22	Nainital Bank	78	0	0	0	0	0	0	0	0.00
23	Axis Bank	52	0	0	0	0	0	0	6	7.92
24	ICICI bank	38	0	0	0	0	0	0	0	0.00
25	IDBI Bank	31	0	0	0	0	0	0	0	0.00
26	HDFC Bank	42	0	0	0	0	0	0	0	0.00
27	The J & K Bank	3	0	0	0	0	0	0	0	0.00
28	Fedral Bank Ltd	1	0	0	0	0	0	0	0	0.00
29	IndusInd Bank	11	0	0	0	0	0	0	0	0.00
30	The Karnataka bank	4	0	0	0	0	0	0	0	0.00
31	The South Indian Bank Ltd	1	0	0	0	0	0	0	0	0.00
32	Standard Chartered Bank	1	0	0	0	0	0	0	0	0.00
33	Yes Bank	17	0	0	0	0	0	0	0	0.00
34	Kotak Mahinda	10	0	0	0	0	0	0	0	0.00
35	Bandhan Bank	12	0	0	0	0	0	0	0	0.00
36	Ujjivan Financial Services	4	0	0	0	0	0	0	0	0.00
37	Utkarsh Micro Finance	17	0	0	0	0	0	0	0	0.00
38	IDFC Bank	2	0	0	0	0	0	0	0	0.00
G	Total Private Bank	324	0	0	0	0	0	0	6	7.92
H	Total All Bank (F+G)	2366	24	16	13	13	3	0	218	136.61

BANK-WISE POSITON OF NATIONAL RURAL LIVELIHOOD MISION (NRLM)
FROM 01.04.2019 TO 31.03.2020

(₹ In Lacs)

S. No.	Name of the Bank	Group Target	Group Recvd.	Group Sanctioned		Group Loan Disbursed		Returned	Pending Group loan	Outstanding Since Inception	
		No.	No.	No.	Amt.	A/cs	Amt.	No.	No.	A/cs	Amt.
1	State Bank of India	1120	1190	881	857.30	742	624.75	308	1	1252	1528.48
2	Punjab National Bank	711	1126	780	884.40	581	475.50	297	49	1973	1112.13
3	Bank of Baroda	410	567	441	406.80	361	298.30	108	18	556	272.95
A	Total Lead Banks	2241	2883	2102	2148.50	1684	1398.55	713	68	3781	2913.56
4	Oriental Bank of Comm.	188	114	87	87.20	69	66.30	17	10	110	52.77
5	Union Bank of India	296	340	273	255.90	243	209.00	67	0	406	181.26
6	Canara Bank	179	145	103	113.00	88	98.00	38	4	218	435.62
7	Central Bank of India	85	46	31	33.00	29	29.50	9	6	13	7.28
8	Punjab & Sind Bank	109	113	81	166.50	80	70.50	27	5	141	121.01
9	Allahabad Bank	128	111	54	54.00	41	28.50	35	22	61	91.21
10	UCO Bank	221	132	104	128.50	89	107.00	28	0	32	28.36
11	Indian Overseas Bank	85	100	53	57.45	41	45.45	23	24	144	174.10
12	Bank of India	71	7	7	7.00	7	6.00	0	0	20	30.52
13	Syndicate Bank	199	123	96	89	77	70.00	10	17	56	56.00
14	Corporation Bank	86	59	46	46.60	39	38.30	7	6	15	5.50
15	Andhra bank	16	7	6	18.00	5	4.40	0	1	0	0.00
16	Indian Bank	16	0	0	0.00	0	0.00	0	0	2	3.78
17	United Bank of India	5	10	6	6.00	6	6.00	0	4	3	3.00
18	Bank of Maharashtra	1	0	0	0.00	0	0.00	0	0	0	0.00
B	Total Non-Lead Banks	1685	1307	947	1062.15	814	778.95	261	99	1221	1190.41
C	Total N. Banks (A + B)	3926	4190	3049	3210.65	2498	2177.50	974	167	5002	4103.97
19	Uttarakhand G.B	1926	2915	2331	2403.29	2133	2039.22	576	7	3564	1360.47
20	Prathama U.P Gramin Bank	3	0	0	0.00	0	0.00	0	0	0	0.00
D	Total R.R.B.	1929	2915	2331	2403.29	2133	2039.22	576	7	3564	1360.47
21	Co-operative Bank	1342	2769	2492	2547.26	2250	1987.82	254	24	2741	828.05
E	Total Cooperative	1342	2769	2492	2547.26	2250	1987.82	254	24	2741	828.05
F	Total (C+D+E)	7197	9874	7872	8161.20	6881	6204.54	1804	198	11307	6292.49
22	Nainital Bank	218	292	192	186.25	171	132.30	90	10	80	53.39
23	Axis Bank	36	0	0	0.00	0	0.00	0	0	0	0.00
24	ICICI bank	27	0	0	0.00	0	0.00	0	0	0	0.00
25	IDBI Bank	61	37	25	19.00	25	19.00	12	0	10	10.40
26	HDFC Bank	67	0	0	0.00	0	0.00	0	0	0	0.00
27	The J & K Bank	0	0	0	0.00	0	0.00	0	0	0	0.00
28	Fedral Bank Ltd	0	0	0	0.00	0	0.00	0	0	0	0.00
29	IndusInd Bank	0	0	0	0.00	0	0.00	0	0	0	0.00
30	The Karnataka bank	0	0	0	0.00	0	0.00	0	0	0	0.00
31	The South Indian Bank Ltd	0	0	0	0.00	0	0.00	0	0	0	0.00
32	Standard Chartered Bank	0	0	0	0.00	0	0.00	0	0	0	0.00
33	Yes Bank	0	0	0	0.00	0	0.00	0	0	0	0.00
34	Kotak Mahinda	0	0	0	0.00	0	0.00	0	0	0	0.00
35	Bandhan Bank	0	0	0	0.00	0	0.00	0	0	0	0.00
36	Ujjivan Financial Services	0	0	0	0.00	0	0.00	0	0	0	0.00
37	Utkarsh Micro Finance	4	0	0	0.00	0	0.00	0	0	0	0.00
38	IDFC Bank	0	0	0	0.00	0	0.00	0	0	0	0.00
G	Total Private Bank	413	329	217	205.25	196	151.30	102	10	90	63.79
H	Total All Bank (F+G)	7610	10203	8089	8366.45	7077	6355.84	1906	208	11397	6356.28

**HORTICULTURE FINANCING
OUTSTANDING AS ON 31ST MARCH 2020**

(₹ in Lacs)

S. No.	Name of the Bank	Floriculture		Orchards		Medicinal & Aromatic Plants		100 Sq Mtr Poly House		Total Horticulture	
		No.	Amt.	No.	Amt.	No.	Amt.	No.	Amt.	No.	Amt.
1	State Bank of India	32	369.37	11	30.01	15	66.63	2	8.00	60	474.01
2	Punjab National Bank	599	1670.16	15	82.81	6	103.59	13	84.00	633	1940.56
3	Bank of Baroda	24	93.30	1	1.94	3	23.44	3	45.95	31	164.63
A	Total Lead Banks	655	2132.83	27	114.76	24	193.66	18	137.95	724	2579.20
4	Oriental Bank of Comm.	23	51.85	13	28.20	2	1.42	3	26.83	41	108.30
5	Union Bank of India	16	37.71	2	13.00	0	0.00	2	105.00	20	155.71
6	Canara Bank	13	315.91	0	0.00	0	0.00	0	0.00	13	315.91
7	Central Bank of India	6	6.88	2	4.00	1	7.01	0	0.00	9	17.89
8	Punjab & Sind Bank	0	0.00	0	0.00	0	0.00	0	0.00	0	0.00
9	Allahabad Bank	25	117.50	2	26.80	33	123.68	0	0.00	60	267.98
10	UCO Bank	0	0.00	0	0.00	0	0.00	0	0.00	0	0.00
11	Indian Overseas Bank	97	118.25	23	157.32	3	0.41	0	0.00	123	275.98
12	Bank of India	2	10.28	0	0.00	1	80.00	0	0.00	3	90.28
13	Syndicate Bank	0	0.00	0	0.00	5	22.22	0	0.00	5	22.22
14	Corporation Bank	1	20.88	0	0.00	0	0.00	0	0.00	1	20.88
15	Andhra bank	0	0.00	2	6.00	0	0.00	0	0.00	2	6.00
16	Indian Bank	2	92.10	0	0.00	2	102.20	0	0.00	4	194.30
17	United Bank of India	0	0.00	0	0.00	0	0.00	0	0.00	0	0.00
18	Bank of Maharashtra	0	0.00	0	0.00	1	45.00	0	0.00	1	45.00
B	Total Non-Lead Banks	185	771.36	44	235.32	48	381.94	5	131.83	282	1520.45
C	Total N. Banks (A + B)	840	2904.19	71	350.08	72	575.60	23	269.78	1006	4099.65
19	Uttarakhand G.B	0	0.00	0	0.00	30	3.87	0	0.00	30	3.87
20	Prathama U.P Gramin Bank	0	0.00	0	0.00	0	0.00	0	0.00	0	0.00
D	Total R.R.B.	0	0.00	0	0.00	30	3.87	0	0.00	30	3.87
21	Co-operative Bank	15	25.51	20	28.46	0	0.00	22	36.37	57	90.34
E	Total Cooperative	15	25.51	20	28.46	0	0.00	22	36.37	57	90.34
F	Total (C+D+E)	855	2929.70	91	378.54	102	579.47	45	306.15	1093	4193.86
22	Nainital Bank	4	200.30	0	0.00	0	0.00	0	0.00	4	200.30
23	Axis Bank	0	0.00	0	0.00	0	0.00	0	0.00	0	0.00
24	ICICI bank	0	0.00	0	0.00	0	0.00	0	0.00	0	0.00
25	IDBI Bank	31	879.99	0	0.00	0	0.00	0	0.00	31	879.99
26	HDFC Bank	0	0.00	0	0.00	0	0.00	0	0.00	0	0.00
27	The J & K Bank	0	0.00	0	0.00	0	0.00	0	0.00	0	0.00
28	Fedral Bank Ltd	0	0.00	0	0.00	0	0.00	0	0.00	0	0.00
29	IndusInd Bank	0	0.00	0	0.00	0	0.00	0	0.00	0	0.00
30	The Karnataka bank	0	0.00	0	0.00	0	0.00	0	0.00	0	0.00
31	The South Indian Bank Ltd	0	0.00	0	0.00	0	0.00	0	0.00	0	0.00
32	Standard Chartered Bank	0	0.00	0	0.00	0	0.00	0	0.00	0	0.00
33	Yes Bank	0	0.00	0	0.00	0	0.00	0	0.00	0	0.00
34	Kotak Mahinda	0	0.00	0	0.00	0	0.00	0	0.00	0	0.00
35	BANDHAN BANK	0	0.00	0	0.00	0	0.00	0	0.00	0	0.00
36	UJJIVAN FINANCIAL SERVICES	0	0.00	0	0.00	0	0.00	0	0.00	0	0.00
37	UTKARSH MICRO FINANCE	0	0.00	0	0.00	0	0.00	0	0.00	0	0.00
38	IDFC Bank	0	0.00	0	0.00	0	0.00	0	0.00	0	0.00
G	Total Private Bank	35	1080.29	0	0.00	0	0.00	0	0.00	35	1080.29
H	Total All Bank (F+G)	890	4009.99	91	378.54	102	579.47	45	306.15	1128	5274.15

KVIC/KVIB (Intt. Subsidy Scheme)

FROM 01.04.2019 TO 31.03.2020

(₹ in Lacs)

S. No.	Name of the Bank	Received	APPLICATIONS KVIC (INTT. SUBSIDY SCHEME)							
			Sanctioned		Disbursed		Returned	Pending for Disbursement	Total Outstanding as on 31.03.2020	
			No.	Amt.	No.	Amt.	No.	No.	No.	Amt.
1	State Bank of India	50	39	196.45	38	160.45	11	1	264	620.54
2	Punjab National Bank	182	70	240.60	52	203.11	112	18	134	272.63
3	Bank of Baroda	8	0	0.00	0	0.00	8	0	108	299.74
A	Total Lead Banks	240	109	437.05	90	363.56	131	19	506	1192.91
4	Oriental Bank of Comm.	4	0	0.00	0	0.00	4	0	123	202.14
5	Union Bank of India	0	0	0.00	0	0.00	0	0	141	217.87
6	Canara Bank	0	0	0.00	0	0.00	0	0	0	0.00
7	Central Bank of India	0	0	0.00	0	0.00	0	0	2	2.04
8	Punjab & Sind Bank	0	0	0.00	0	0.00	0	0	1	4.75
9	Allahabad Bank	23	7	47.33	0	0.00	16	7	194	444.14
10	UCO Bank	0	0	0.00	0	0.00	0	0	1	3.60
11	Indian Overseas Bank	0	0	0.00	0	0.00	0	0	22	107.24
12	Bank of India	0	0	0.00	0	0.00	0	0	42	124.96
13	Syndicate Bank	0	0	0.00	0	0.00	0	0	37	51.58
14	Corporation Bank	1	0	0.00	0	0.00	1	0	0	0.00
15	Andhra bank	4	4	21.35	4	21.30	0	0	0	0.00
16	Indian Bank	0	0	0.00	0	0.00	0	0	0	0.00
17	United Bank of India	0	0	0.00	0	0.00	0	0	0	0.00
18	Bank of Maharashtra	0	0	0.00	0	0.00	0	0	10	44.25
B	Total Non-Lead Banks	32	11	68.68	4	21.30	21	7	573	1202.57
C	Total N. Banks (A + B)	272	120	505.73	94	384.86	152	26	1079	2395.48
19	Uttarakhand G.B	15	15	38.94	14	36.58	0	1	759	1004.21
20	Prathama U.P Gramin Bank	0	0	0.00	0	0.00	0	0	0	0.00
D	Total R.R.B.	15	15	38.94	14	36.58	0	1	759	1004.21
21	Co-operative Bank	190	190	110.37	2	10.01	0	188	190	112.20
E	Total Cooperative	190	190	110.37	2	10.01	0	188	190	112.20
F	Total (C+D+E)	477	325	655.04	110	431.45	152	215	2028	3511.89
22	Nainital Bank	4	4	13.63	4	13.63	0	0	116	257.60
23	Axis Bank	0	0	0.00	0	0.00	0	0	0	0.00
24	ICICI bank	0	0	0.00	0	0.00	0	0	0	0.00
25	IDBI Bank	7	7	27.27	7	24.50	0	0	6	17.85
26	HDFC Bank	0	0	0.00	0	0.00	0	0	0	0.00
27	The J & K Bank	0	0	0.00	0	0.00	0	0	0	0.00
28	Fedral Bank Ltd	0	0	0.00	0	0.00	0	0	0	0.00
29	IndusInd Bank	0	0	0.00	0	0.00	0	0	0	0.00
30	The Karnataka bank	0	0	0.00	0	0.00	0	0	0	0.00
31	The South Indian Bank Ltd	0	0	0.00	0	0.00	0	0	0	0.00
32	Standard Chartered Bank	0	0	0.00	0	0.00	0	0	0	0.00
33	Yes Bank	0	0	0.00	0	0.00	0	0	0	0.00
34	Kotak Mahinda	0	0	0.00	0	0.00	0	0	0	0.00
35	BANDHAN BANK	0	0	0.00	0	0.00	0	0	0	0.00
36	UJJIVAN FINANCIAL SERVICES	0	0	0.00	0	0.00	0	0	0	0.00
37	UTKARSH MICRO FINANCE	0	0	0.00	0	0.00	0	0	0	0.00
38	IDFC Bank	0	0	0.00	0	0.00	0	0	0	0.00
G	Total Private Bank	11	11	40.90	11	38.13	0	0	122	275.45
H	Total All Bank (F+G)	488	336	695.94	121	469.58	152	215	2150	3787.34

**INSURANCE SCHEME UNDER KCC / CROP LOAN
PROGRESS AS ON 31ST MARCH 2020**

(₹ in Lacs)

S. No.	Name of the Bank	Farmers Covered under Personal Accident insurance Scheme (PAIS)							
		Farmer's Covered		Lodgement of Claims		Claims Setteled		Claim Pending	
		No.	Amt.	No.	Amt.	No.	Amt.	No.	Amt.
1	State Bank of India	50642	97778.70	1858	89.00	1858	89.00	0	0.00
2	Punjab National Bank	25880	60563.05	0	0.00	0	0.00	0	0.00
3	Bank of Baroda	18748	50239.52	1	0.50	0	0.00	1	0.50
A	Total Lead Banks	95270	208581.27	1859	89.50	1858	89.00	1	0.50
4	Oriental Bank of Comm.	7411	19542.07	0	0.00	0	0.00	0	0.00
5	Union Bank of India	6884	16677.92	0	0.00	0	0.00	0	0.00
6	Canara Bank	5628	7847.83	0	0.00	0	0.00	0	0.00
7	Central Bank of India	744	949.52	0	0.00	0	0.00	0	0.00
8	Punjab & Sind Bank	3452	8997.57	0	0.00	0	0.00	0	0.00
9	Allahabad Bank	3332	5810.27	0	0.00	0	0.00	0	0.00
10	UCO Bank	1289	6094.60	0	0.00	0	0.00	0	0.00
11	Indian Overseas Bank	657	725.48	0	0.00	0	0.00	0	0.00
12	Bank of India	1762	2215.22	0	0.00	0	0.00	0	0.00
13	Syndicate Bank	648	1317.64	0	0.00	0	0.00	0	0.00
14	Corporation Bank	112	367.60	0	0.00	0	0.00	0	0.00
15	Andhra bank	376	1030.16	0	0.00	0	0.00	0	0.00
16	Indian Bank	116	418.44	0	0.00	0	0.00	0	0.00
17	United Bank of India	25	120.00	24	72.00	0	0.00	24	72.00
18	Bank of Maharashtra	6	26.09	0	0.00	0	0.00	0	0.00
B	Total Non-Lead Banks	32442	72140.41	24	72.00	0	0.00	24	72.00
C	Total N. Banks (A + B)	127712	280721.68	1883	161.50	1858	89.00	25	72.50
19	Uttarakhand G.B	31718	21220.20	2	1.00	0	0.00	2	1.00
20	Prathama U.P Gramin Bank	730	1568.47	0	0.00	0	0.00	0	0.00
D	Total R.R.B.	32448	22788.67	2	1.00	0	0.00	2	1.00
21	Co-operative Bank	181965	129529.49	4	8.00	4	8.00	0	0.00
E	Total Cooperative	181965	129529.49	4	8.00	4	8.00	0	0.00
F	Total (C+D+E)	342125	433039.84	1889	170.50	1862	97.00	27	73.50
22	Nainital Bank	3315	6589.80	0	0.00	0	0.00	0	0.00
23	Axis Bank	4749	31447.94	0	0.00	0	0.00	0	0.00
24	ICICI bank	310	1179.95	0	0.00	0	0.00	0	0.00
25	IDBI Bank	367	594.73	0	0.00	0	0.00	0	0.00
26	HDFC Bank	2269	18557.12	0	0.00	0	0.00	0	0.00
27	The J & K Bank	0	0.00	0	0.00	0	0.00	0	0.00
28	Fedral Bank Ltd	18	15.54	0	0.00	0	0.00	0	0.00
29	IndusInd Bank	0	0.00	0	0.00	0	0.00	0	0.00
30	The Karnataka bank	1	2.96	0	0.00	0	0.00	0	0.00
31	The South Indian Bank Ltd	0	0.00	0	0.00	0	0.00	0	0.00
32	Standard Chartered Bank	0	0.00	0	0.00	0	0.00	0	0.00
33	Yes Bank	166	572.61	0	0.00	0	0.00	0	0.00
34	Kotak Mahinda	2	13.16	0	0.00	0	0.00	0	0.00
35	BANDHAN BANK	0	0.00	0	0.00	0	0.00	0	0.00
36	UJJIVAN FINANCIAL SERVICES	0	0.00	0	0.00	0	0.00	0	0.00
37	UTKARSH MICRO FINANCE	0	0.00	0	0.00	0	0.00	0	0.00
38	IDFC Bank	0	0.00	0	0.00	0	0.00	0	0.00
G	Total Private Bank	11197	58973.81	0	0.00	0	0.00	0	0.00
H	Total All Bank (F+G)	353322	492013.65	1889	170.50	1862	97.00	27	73.50

PRADHAN MANTRI FASAL BIMA YOJANA (PMFBY)

Implementing Agency : Agriculture Insurance Company of India Limited, Dehradun, U.K.

AS ON 31 MARCH 2020

(₹ in Lacs)

S. No.	Name of the Bank	Total Crop loan Disbursed	Crop Loan Insured for notified crops	No. of Farmers Insured	Premium Collected	Claim Disbursed	Farmer Benefitted
		Amt.	Amt.	No.	Amt.	Amt.	No.
1	State Bank of India	97779	8330.44	14797	131.24	15.30	2910
2	Punjab National Bank	60563	5193.08	9008	84.175	7.95	833
3	Bank of Baroda	50240	3172.50	4924	50.54	13.49	574
A	Total Lead Banks	208581	16696.01	28729	265.95	36.75	4317
4	Oriental Bank of Comm.	19542	185.53	458	2.97	0.42	48
5	Union Bank of India	16678	750.85	1418	11.99	5.81	281
6	Canara Bank	7848	151.11	1079	2.45	0.97	365
7	Central Bank of India	950	132.38	654	2.107	0.43	207
8	Punjab & Sind Bank	8998	201.95	463	3.24	1.26	125
9	Allahabad Bank	5810	1043.40	1318	16.68	3.69	87
10	UCO Bank	6095	513.68	953	8.24	1.85	67
11	Indian Overseas Bank	725	0.00	0	0.00	0.00	0
12	Bank of India	2215	293.24	719	4.867	1.40	102
13	Syndicate Bank	1318	74.08	136	1.17	0.23	38
14	Corporation Bank	368	101.19	145	1.57	0.00	0
15	Andhra bank	1030	21.91	44	0.37	0.00	0
16	Indian Bank	418	2.72	2	0.04	0.00	0
17	United Bank of India	120	10.08	16	0.16	0.00	0
18	Bank of Maharashtra	26	2.66	3	0.04	0.00	0
B	Total Non-Lead Banks	72140	3547.40	7558	57.06	16.11	1338
C	Total N. Banks (A + B)	280722	20243.41	36287	323.01	52.86	5655
19	Uttarakhand G.B	21220	4563.56	11481	73.90	17.68	1489
20	Prathama U.P. Gramin Bank	1568	0.00	0	0.00	0.00	0
D	Total R.R.B.	22789	4563.56	11481	73.90	17.68	1489
21	Co-operative Bank	129529	30872.18	71965	497.67	185.23	12190
E	Total Cooperative	129529	30872.18	71965	497.67	185.23	12190
F	Total (C+D+E)	433040	55679.15	119733	894.58	255.77	19334
22	Nainital Bank	6590	1060.21	2278	16.95	2.89	82
23	Axis Bank	31448	0.92	19	0.01	0.00	0
24	ICICI bank	1180	377.07	180	6.18	0.95	10
25	IDBI Bank	595	62.61	150	1.16	0.04	18
26	HDFC Bank	18557	1265.03	570	19.48	1.82	12
27	The J & K Bank	0	0.00	0	0.00	0.00	0
28	Fedral Bank Ltd	16	0.00	0	0.00	0.00	0
29	IndusInd Bank	0	0.00	0	0.00	0.00	0
30	The Karnataka bank	3	0.00	0	0.00	0.00	0
31	The South Indian Bank Ltd	0	0.00	0	0.00	0.00	0
32	Standard Chartered Bank	0	0.00	0	0.00	0.00	0
33	Yes Bank	573	147.01	99	2.32	0.12	2
34	Kotak Mahinda	13	0.00	0	0.00	0.00	0
35	BANDHAN BANK	0	0.00	0	0.00	0.00	0
36	UJJIVAN FINANCIAL SERVICES	0	0.00	0	0.00	0.00	0
37	UTKARSH MICRO FINANCE	0	0.00	0	0.00	0.00	0
38	IDFC Bank	0	0.00	0	0.00	0.00	0
G	Total Private Bank	58974	2912.83	3296.00	46.11	5.82	124
H	Total All Bank (F+G)	492014	58529.38	122879	939.53	261.55	19440

**RESTRUCTURED WEATHER BASED CROP INSURANCE SCHEME
(Re-WBCIS)**

Implementing Agency : Agriculture Insurance Company of India Limited, Dehradun, U.A.

AS ON 31 March 2020

(₹ in Lacs)

S.No.	Name of the Bank	Total Crop loan Disbursed	Crop Loan Insured for notified crops	No. of Farmers Insured	Premium Collected	Claim Disbursed	Farmer Benefitted
		Amt.	Amt.	No.	Amt.	Amt.	No.
1	State Bank of India	97779	4307.76	5673	214.26	1139.48	5144
2	Punjab National Bank	60563	817.67	1901	40.87	210.64	1816
3	Bank of Baroda	50240	1468.93	3659	71.67	190.38	3484
A	Total Lead Banks	208581	6594.36	11233	326.80	1540.51	10444
4	Oriental Bank of Comm.	19542	4.96	30	0.25	0.00	0
5	Union Bank of India	16678	6.28	23	0.31	2.16	45
6	Canara Bank	7848	4.38	26	0.22	0.97	25
7	Central Bank of India	950	75.86	263	3.77	13.51	262
8	Punjab & Sind Bank	8998	8.00	2	0.40	1.38	3
9	Allahabad Bank	5810	20.37	82	1.02	5.27	85
10	UCO Bank	6095	104.50	163	5.19	22.85	170
11	Indian Overseas Bank	725	0.00	0	0.00	0.00	0
12	Bank of India	2215	29.39	147	1.47	9.10	156
13	Syndicate Bank	1318	0.00	0	0.00	0.00	0
14	Corporation Bank	368	3.95	7	0.20	0.08	11
15	Andhra bank	1030	0.00	0	0.00	0.00	0
16	Indian Bank	418	0.00	0	0.00	0.00	0
17	United Bank of India	120	0.00	0	0.00	0.00	0
18	Bank of Maharashtra	26	0.00	0	0.00	0.00	0
B	Total Non-Lead Banks	72140	312.85	847	15.54	57.47	868
C	Total N. Banks (A + B)	280722	6907.20	12080	342.35	1597.97	11312
19	Uttarakhand G.B	21220	2312.57	8063	115.21	508.47	7278
20	U.P. Gramin Bank	1568	0.00	0	0.00	0.00	0
D	Total R.R.B.	22789	2312.57	8063	115.21	508.47	7278
21	Co-operative Bank	129529	16584.97	32504	829.19	3708.63	31628
E	Total Cooperative	129529	16584.97	32504	829.19	3708.63	31628
F	Total (C+D+E)	433040	25804.74	52647	1286.75	5815.07	50218
22	Nainital Bank	6590	257.70	577	12.85	51.38	505
23	Axis Bank	31448	0.00	0	0.00	0.00	0
24	ICICI bank	1180	0.00	0	0.00	1.43	4
25	IDBI Bank	595	55.16	104	2.72	2.15	111
26	HDFC Bank	18557	17.36	4	0.87	0.01	2
27	The J & K Bank	0	0.00	0	0.00	0.00	0
28	Fedral Bank Ltd	16	0.00	0	0.00	0.00	0
29	IndusInd Bank	0	0.00	0	0.00	0.00	0
30	The Karnataka bank	3	0.00	0	0.00	0.00	0
31	The South Indian Bank Ltd	0	0.00	0	0.00	0.00	0
32	Standard Chartered Bank	0	0.00	0	0.00	0.00	0
33	Yes Bank	573	0.00	0	0.00	0.00	0
34	Kotak Mahinda	13	0.00	0	0.00	0.00	0
35	BANDHAN BANK	0	0.00	0	0.00	0.00	0
36	UJJIVAN FINANCIAL SERVICES	0	0.00	0	0.00	0.00	0
37	UTKARSH MICRO FINANCE	0	0.00	0	0.00	0.00	0
38	IDFC Bank	0	0.00	0	0.00	0.00	0
G	Total Private Bank	58974	330.22	685.00	16.44	54.98	622
H	Total All Bank (F+G)	492014	26079.80	53228	1300.47	5867.90	50729

ALL TYPES OF HOUSING SCHEME PROGRESS

FROM 01.04.2019 TO 31.03.2020

(₹ in Lacs)

S. No.	Name of the Bank	Application upto Rs. 25 Lacs					
		Sanctioned During the year		Disbursed During the year		Total Outstanding as on 31.03.2020	
		No.	Amt.	No.	Amt.	No.	Amt.
1	State Bank of India	2526	30987.97	2468	26669.86	19885	85611.22
2	Punjab National Bank	867	17302.01	1054	36580.06	12006	33234.50
3	Bank of Baroda	458	4654.05	435	3992.19	3645	17879.52
A	Total Lead Banks	3851	52944.03	3957	67242.11	35536	136725.24
4	Oriental Bank of Comm.	288	3530.36	288	2768.89	4825	26751.69
5	Union Bank of India	168	1882.18	156	1469.19	3995	45330.19
6	Canara Bank	742	6382.72	741	4853.25	4658	25524.77
7	Central Bank of India	306	3469.11	306	3469.11	5877	7501.77
8	Punjab & Sind Bank	151	2016.44	149	1722.19	1614	10142.26
9	Allahabad Bank	190	1810.43	232	2364.93	1941	13566.37
10	UCO Bank	192	2711.80	184	1658.84	1260	11141.80
11	Indian Overseas Bank	381	3889.97	381	2989.24	2164	15221.20
12	Bank of India	192	2009.72	115	7593.28	1519	11607.86
13	Syndicate Bank	340	1766.67	339	1282.07	1836	9875.39
14	Corporation Bank	9	150.23	9	150.23	720	6634.76
15	Andhra bank	56	444.63	56	404.63	833	6151.79
16	Indian Bank	27	158.30	58	297.07	203	1423.70
17	United Bank of India	44	703.14	44	703.14	456	4544.78
18	Bank of Maharashtra	50	552.33	49	524.58	167	1742.50
B	Total Non-Lead Banks	3136	31478.03	3107	32250.64	32068	197160.83
C	Total N. Banks (A + B)	6987	84422.06	7064	99492.75	67604	333886.07
19	Uttarakhand G.B	657	8524.79	1283	11729.62	7816	48423.35
20	Prathama U.P Gramin Bank	0	0.00	0	0.00	14	85.00
D	Total R.R.B.	657	8524.79	1283	11729.62	7830	48508.35
21	Co-operative Bank	427	3465.66	305	3335.99	9250	43905.44
E	Total Cooperative	427	3465.66	305	3335.99	9250	43905.44
F	Total (C+D+E)	8071	96412.51	8652	114558.36	84684	426299.86
22	Nainital Bank	147	1513.20	152	1408.06	2613	44924.54
23	Axis Bank	0	0.00	0	0.00	264	972.31
24	ICICI bank	28	475.56	28	475.56	797	7678.90
25	IDBI Bank	115	1773.35	115	1095.46	1249	10596.97
26	HDFC Bank	1232	1004.00	1232	1004.00	8522	66406.84
27	The J & K Bank	78	935.80	78	866.55	275	2134.28
28	Fedral Bank Ltd	2	595.00	2	595.00	1	94.00
29	IndusInd Bank	0	0.00	0	0.00	0	0.00
30	The Karnataka bank	16	250.10	11	158.10	220	2379.86
31	The South Indian Bank Ltd	0	0.00	0	0.00	0	0.00
32	Standard Chartered Bank	0	0.00	0	0.00	0	0.00
33	Yes Bank	0	0.00	0	0.00	2	0.30
34	Kotak Mahinda	0	0.00	0	0.00	0	0.00
35	BANDHAN BANK	22	140.10	22	140.10	56	455.00
36	UJJIVAN FINANCIAL SERVICES	2274	1127.96	2274	1127.96	13796	3308.00
37	UTKARSH MICRO FINANCE	0	0.00	0	0.00	0	0.00
38	IDFC Bank	7	58.00	7	58.00	37	606.00
G	Total Private Bank	3921	7873.07	3921	6928.79	27832	139557.00
H	Total All Bank (F+G)	11992	104285.58	12573	121487.15	112516	565856.86

Contd.

(₹ in Lacs)

S.No.	Name of the Bank	Application Above Rs. 25 Lacs					
		Sanctioned During the year		Disbursed During the year		Outstanding as on 31.03.2020	
		No.	Amt.	No.	Amt.	No.	Amt.
1	State Bank of India	894	26589.15	834	22691.30	13138	239889.25
2	Punjab National Bank	819	27938.00	1385	38967.81	11650	120376.81
3	Bank of Baroda	192	5805.24	191	5317.33	2619	30579.07
A	Total Lead Banks	1905	60332.39	2410	66976.44	27407	390845.13
4	Oriental Bank of Comm.	175	7085.96	175	5358.35	4230	45831.08
5	Union Bank of India	82	2561.99	79	1856.87	3499	23349.44
6	Canara Bank	171	6866.18	171	5257.16	1527	32463.89
7	Central Bank of India	83	3552.54	83	3552.54	1698	22768.14
8	Punjab & Sind Bank	14	559.00	14	386.80	178	4728.34
9	Allahabad Bank	76	1424.38	47	1069.28	3209	34084.57
10	UCO Bank	61	2043.00	54	1282.57	184	5424.56
11	Indian Overseas Bank	31	1519.85	31	1164.27	1667	16105.27
12	Bank of India	345	7259.40	345	7403.97	2130	21069.22
13	Syndicate Bank	112	2577.64	112	1448.03	6679	17704.05
14	Corporation Bank	12	506.23	12	474.73	682	8441.16
15	Andhra bank	35	798.80	35	798.80	859	11224.40
16	Indian Bank	8	127.20	16	242.37	216	2274.64
17	United Bank of India	14	470.94	12	470.94	520	6933.73
18	Bank of Maharashtra	8	266.85	7	111.22	225	1584.59
B	Total Non-Lead Banks	1227	37619.96	1193	30877.90	27503	253987.08
C	Total N. Banks (A + B)	3132	97952.35	3603	97854.34	54910	644832.21
19	Uttarakhand G.B	121	3279.46	219	4619.75	859	12833.71
20	Prathama U.P Gramin Bank	0	0.00	0	0.00	0	0.00
D	Total R.R.B.	121	3279.46	219	4619.75	859	12833.71
21	Co-operative Bank	1	40.00	1	12.00	3	136.68
E	Total Cooperative	1	40.00	1	12.00	3	136.68
F	Total (C+D+E)	3254	101271.81	3823	102486.09	55772	657802.60
22	Nainital Bank	89	2560.71	88	2401.71	1429	13871.80
23	Axis Bank	0	0.00	0	0.00	0	0.00
24	ICICI bank	21720	16919.88	559	16919.88	2555	52435.00
25	IDBI Bank	43	2526.51	43	2032.51	964	18469.08
26	HDFC Bank	821	663.00	821	663.00	8152	66093.00
27	The J & K Bank	2	58.80	2	58.80	312	2926.09
28	Fedral Bank Ltd	3	188.00	5	188.00	0	0.00
29	IndusInd Bank	0	0.00	0	0.00	0	0.00
30	The Karnataka bank	7	281.87	9	357.66	169	2767.35
31	The South Indian Bank Ltd	0	0.00	0	0.00	17	136.00
32	Standard Chartered Bank	0	0.00	0	0.00	0	0.00
33	Yes Bank	0	0.00	0	0.00	0	0.00
34	Kotak Mahinda	0	0.00	0	0.00	0	0.00
35	BANDHAN BANK	0	0.00	0	0.00	0	0.00
36	UJJIVAN FINANCIAL SERVICES	0	0.00	0	0.00	0	0.00
37	UTKARSH MICRO FINANCE	0	0.00	0	0.00	0	0.00
38	IDFC Bank	2	120.00	2	120.00	37	603.00
G	Total Private Bank	22687	23318.77	1529	22741.56	13635	157301.32
H	Total All Bank (F+G)	25941	124590.58	5352	125227.65	69407	815103.92

BANK-WISE PROGRESS UNDER CREDIT GUARANTEE FUND TRUST FOR MICRO AND SMALL ENTERPRISES (CGTMSE)
POSITION AS ON 31ST MARCH 2020

(₹ in Lacs)

S. No.	Name of the Bank	No. of MSE units	Eligible under CGTMSE	Covered under CGTMSE		Gap	No. of Claim Filed	No. of Claim Pending
		No.	No.	No.	Amt.	No.		
1	State Bank of India	5937	2327	1824	9267.94	503	0	0
2	Punjab National Bank	1432	1640	1536	1884.12	104	10	0
3	Bank of Baroda	2071	2131	2131	10430.74	0	0	0
A	Total Leads Banks	9440	6098	5491	21582.80	607	10	0
4	Oriental Bank of Comm.	982	983	983	18166.08	0	0	0
5	Union Bank of India	552	400	400	616.96	0	0	0
6	Canara Bank	1114	71	54	334.60	17	0	0
7	Central Bank of India	920	14	14	129.24	0	4	4
8	Punjab & Sind Bank	258	57	57	468.81	0	0	0
9	Allahabad Bank	2573	1043	1043	5323.49	0	59	52
10	UCO Bank	763	989	989	5781.26	0	0	0
11	Indian Overseas Bank	966	760	760	2352.49	0	30	18
12	Bank of India	8297	4328	4328	12487.94	0	0	0
13	Syndicate Bank	551	98	98	296.41	0	0	0
14	Corporation Bank	143	54	54	189.8	0	0	0
15	Andhra bank	309	417	417	28214.95	0	0	0
16	Indian Bank	98	0	0	0	0	0	0
17	United Bank of India	93	16	16	319	0	0	0
18	Bank of Maharashtra	66	58	58	343.87	0	0	0
B	Total Non-Leads Banks	17685	9288	9271	75024.90	17	93	74
C	Total N.Banks(A+B)	27125	15386	14762	96607.70	624	103	74
19	Uttarakhand G.B	5937	0	0	0	0	0	0
20	Prathama U.P Gramin Bank	0	6	6	8	0	8	6
D	Total R.R.B	5937	6	6	8.00	0	8	6
21	Co-operative Bank	5904	0	0	0	0	0	0
E	Total Coopreative	5904	0	0	0.00	0	0	0
F	Total(C+D+E)	38966	15392	14768	96615.70	624	111	80
22	Nainital Bank	511	81	81	581.52	0	2	1
23	Axis Bank	102	4	4	58.44	0	0	0
24	ICICI bank	163	0	0	0	0	0	0
25	IDBI Bank	504	10	10	162.63	0	0	0
26	HDFC Bank	637	3	3	162	0	0	0
27	The J & K Bank	0	0	0	0	0	0	0
28	Fedral Bank Ltd	6	0	0	0	0	0	0
29	IndusInd Bank	1102	0	0	0	0	0	0
30	The Karnataka bank	140	53	53	218.22	0	0	0
31	The South Indian Bank Ltd	0	0	0	0	0	0	0
32	Standard Chartered Bank	0	0	0	0	0	0	0
33	Yes Bank	134	15	15	531.37	0	0	0
34	Kotak Mahinda	78	0	0	0	0	0	0
35	BANDHAN BANK	0	0	0	0	0	0	0
36	UJJIVAN FINANCIAL SERVICES	21	0	0	0	0	0	0
37	UTKARSH MICRO FINANCE	8928	0	0	0	0	0	0
38	IDFC Bank	25	0	0	0	0	0	0
G	Total Private Bank	12351	166	166	1714.18	0	2	1
H	Total All Bank(F+G)	51317	15558	14934	98329.88	624	113	81

ADVANCES TO M.S.M.E SECTOR
POSITION AS ON 31ST MARCH 2020

(₹ in Crores)

S. No.	Name of the Bank	Total Micro & Small Enterprise				Credit to Medium Enterprises			
		Manufacturing Sector		Service Sector		Manufacturing Sector		Service Sector	
		No.	Amt.	No.	Amt.	No.	Amt.	No.	Amt.
1	State Bank of India	5937	661.58	20856	1521.07	510	71.27	2394	142.18
2	Punjab National Bank	1432	570.78	28187	1877.07	33	136.66	103	182.72
3	Bank of Baroda	2071	396.81	12917	760.32	33	37.64	14	8.85
A	Total Lead Banks	9440	1629.17	61960	4158.46	576	245.57	2511	333.75
4	Oriental Bank of Comm.	982	176.07	10024	479.83	16	21.34	24	15.26
5	Union Bank of India	552	76.43	8483	331.74	25	1.13	82	16.86
6	Canara Bank	1114	191.48	10355	509.11	0	0.00	12	21.33
7	Central Bank of India	920	95.62	2784	162.16	0	0.00	0	0.00
8	Punjab & Sind Bank	258	26.75	4529	210.47	0	0.00	0	0.00
9	Allahabad Bank	2573	69.87	4099	210.07	12	24.97	7	1.20
10	UCO Bank	763	39.04	5376	156.48	0	0.00	0	0.00
11	Indian Overseas Bank	966	83.87	3154	118.28	0	0.00	0	0.00
12	Bank of India	8297	322.57	15	11.31	0	0.00	0	0.00
13	Syndicate Bank	551	63.22	2788	104.05	0	0.00	0	0.00
14	Corporation Bank	143	16.10	2177	85.73	1	0.08	3	0.26
15	Andhra bank	309	27.48	888	101.42	7	1.76	35	10.19
16	Indian Bank	98	9.06	959	23.26	0	0.00	3	0.23
17	United Bank of India	93	8.60	287	22.23	1	4.00	3	0.00
18	Bank of Maharashtra	66	12.59	148	8.04	1	0.35	0	0.00
B	Total Non-Lead Banks	17685	1218.76	56066	2534.18	63	53.63	169	65.33
C	Total N. Banks (A + B)	27125	2847.93	118026	6692.64	639	299.20	2680	399.08
19	Uttarakhand G.B	5937	130.17	17660	458.80	0	0.00	7	12.09
20	Prathama U.P Gramin Bank	0	0.00	274	0.39	0	0.00	0	0.00
D	Total R.R.B.	5937	130.17	17934	459.19	0	0.00	7	12.09
21	Co-operative Bank	5904	76.70	8605	405.39	0	0.00	1013	38.67
E	Total Cooperative	5904	76.70	8605	405.39	0	0.00	1013	38.67
F	Total (C+D+E)	38966	3054.80	144565	7557.22	639	299.20	3700	449.84
22	Nainital Bank	511	119.07	5842	278.16	11	119.80	1	1.51
23	Axis Bank	102	26.85	189	36.18	10	6.65	3	1.89
24	ICICI bank	163	78.33	3176	595.28	9	18.20	113	30.72
25	IDBI Bank	504	37.75	3351	354.96	0	0.00	0	0.00
26	HDFC Bank	637	126.09	41527	467.08	8	22.98	262	45.91
27	The J & K Bank	0	0.00	79	8.19	0	0.00	0	0.00
28	Fedral Bank Ltd	6	0.50	0	0.00	0	0.00	0	0.00
29	IndusInd Bank	1102	15.00	14803	163.00	0	0.00	0	0.00
30	The Karnataka bank	140	34.90	104	17.09	0	0.00	0	0.00
31	The South Indian Bank Ltd	0	0.00	145	14.78	0	0.00	0	0.00
32	Standard Chartered Bank	0	0.00	0	0.00	0	0.00	0	0.00
33	Yes Bank	134	72.90	332	138.36	30	14.17	36	21.13
34	Kotak Mahinda	78	85.28	152	109.92	2	4.73	7	10.60
35	BANDHAN BANK	0	0.00	29872	130.67	0	0.00	0	0.00
36	UJJIVAN FINANCIAL SERVICES	21	0.04	1759	5.53	0	0.00	0	0.00
37	UTKARSH MICRO FINANCE	8928	20.59	13396	30.89	0	0.00	0	0.00
38	IDFC Bank	25	8.98	111	39.14	0	0.00	2	0.18
G	Total Private Bank	12351	626.28	114838	2389.23	70	186.53	424	111.94
H	Total All Bank (F+G)	51317	3681.08	259403	9946.45	709	485.73	4124	561.78

Contd.

(₹ in Crores)

S. No.	Name of the Bank	Total Manufacturing Sector		Total Service Sector		Total M.S.M.E	
		No.	Amt.	No.	Amt.	No.	Amt.
1	State Bank of India	6447	732.85	23250	1663.25	29697	2396.10
2	Punjab National Bank	1465	707.44	28290	2059.79	29755	2767.23
3	Bank of Baroda	2104	434.45	12931	769.17	15035	1203.62
A	Total Lead Banks	10016	1874.74	64471	4492.21	74487	6366.95
4	Oriental Bank of Comm.	998	197.41	10048	495.09	11046	692.50
5	Union Bank of India	577	77.56	8565	348.60	9142	426.16
6	Canara Bank	1114	191.48	10367	530.44	11481	721.92
7	Central Bank of India	920	95.62	2784	162.16	3704	257.78
8	Punjab & Sind Bank	258	26.75	4529	210.47	4787	237.22
9	Allahabad Bank	2585	94.84	4106	211.27	6691	306.11
10	UCO Bank	763	39.04	5376	156.48	6139	195.52
11	Indian Overseas Bank	966	83.87	3154	118.28	4120	202.15
12	Bank of India	8297	322.57	15	11.31	8312	333.88
13	Syndicate Bank	551	63.22	2788	104.05	3339	167.27
14	Corporation Bank	144	16.18	2180	85.99	2324	102.17
15	Andhra bank	316	29.24	923	111.61	1239	140.85
16	Indian Bank	98	9.06	962	23.49	1060	32.55
17	United Bank of India	94	12.60	290	22.23	384	34.83
18	Bank of Maharashtra	67	12.94	148	8.04	215	20.98
B	Total Non-Lead Banks	17748	1272.39	56235	2599.52	73983	3871.90
C	Total N. Banks (A + B)	27764	3147.13	120706	7091.73	148470	10238.85
19	Uttarakhand G.B	5937	130.17	17667	470.89	23604	601.06
20	Prathama U.P Gramin Bank	0	0.00	274	0.39	274	0.39
D	Total R.R.B.	5937	130.17	17941	471.28	23878	601.45
21	Co-operative Bank	5904	76.70	9618	444.06	15522	520.76
E	Total Cooperative	5904	76.70	9618	444.06	15522	520.76
F	Total (C+D+E)	39605	3354.00	148265	8007.07	187870	11361.06
22	Nainital Bank	522	238.87	5843	279.67	6365	518.54
23	Axis Bank	112	33.50	192	38.07	304	71.57
24	ICICI bank	172	96.53	3289	626.00	3461	722.53
25	IDBI Bank	504	37.75	3351	354.96	3855	392.71
26	HDFC Bank	645	149.07	41789	512.99	42434	662.06
27	The J & K Bank	0	0.00	79	8.19	79	8.19
28	Fedral Bank Ltd	6	0.50	0	0.00	6	0.50
29	IndusInd Bank	1102	15.00	14803	163.00	15905	178.00
30	The Karnataka bank	140	34.90	104	17.09	244	51.99
31	The South Indian Bank Ltd	0	0.00	145	14.78	145	14.78
32	Standard Chartered Bank	0	0.00	0	0.00	0	0.00
33	Yes Bank	164	87.07	368	159.49	532	246.56
34	Kotak Mahinda	80	90.01	159	120.52	239	210.53
35	BANDHAN BANK	0	0.00	29872	130.67	29872	130.67
36	UJJIVAN FINANCIAL SERVICES	21	0.04	1759	5.53	1780	5.57
37	UTKARSH MICRO FINANCE	8928	20.59	13396	30.89	22324	51.48
38	IDFC Bank	25	8.98	113	39.32	138	48.30
G	Total Private Bank	12421	812.81	115262	2501.17	127683	3313.98
H	Total All Bank (F+G)	52026	4166.81	263527	10508.23	315553	14675.04

PROGRESS OF MUDRA LOAN UNDER PMMY
FROM 01.04.2019 TO 31.03.2020

(₹ In lacs)

S. No.	Name of the Bank	SHISHU UP TO Rs. 50000/-									
		Manufacturing		Trading		Service		Agriculture Allied Activities		Total	
		No.	Amt.	No.	Amt.	No.	Amt.	No.	Amt.	No.	Amt.
1	State Bank of India	97	47.00	897	297.00	526	177.00	54	24.00	1574	545.00
2	Punjab National Bank	181	85.00	995	442.00	1892	831.00	692	317.00	3760	1675.00
3	Bank of Baroda	9	4.00	422	190.00	290	119.00	280	39.00	1001	352.00
A	Total Lead Banks	287	136.00	2314	929.00	2708	1127.00	1026	380.00	6335	2572.00
4	Oriental Bank of Comm.	60	24.00	0	0.00	1241	320.00	81	33.00	1382	377.00
5	Union Bank of India	37	18.00	38	17.00	213	57.00	81	29.00	369	121.00
6	Canara Bank	11	5	256	81.00	4230	365	788	157	5285	608.00
7	Central Bank of India	2	1.00	52	22.00	731	41.00	1560	62.00	2345	126.00
8	Punjab & Sind Bank	2	1.00	49	19.00	77	30.00	28	12.00	156	62.00
9	Allahabad Bank	0	0.00	38	12.00	82	30.00	9	4.00	129	46.00
10	UCO Bank	41	20.00	167	56.00	489	129.00	62	27.00	759	232.00
11	Indian Overseas Bank	31	13.00	48	17.00	81	36.00	2	1.00	162	67.00
12	Bank of India	0	0.00	512	41.00	709	81.00	0	0.00	1221	122.00
13	Syndicate Bank	0	0.00	155	39.00	229	48.00	0	0.00	384	87.00
14	Corporation Bank	0	0.00	141	64.00	180	79.00	0	0.00	321	143.00
15	Andhra bank	0	0.00	419	14.00	106	4.00	0	0.00	525	18.00
16	Indian Bank	0	0.00	13	4.00	0	0.00	0	0.00	13	4.00
17	United Bank of India	0	0.00	4	2.00	0	0.00	0	0.00	4	2.00
18	Bank of Maharashtra	0	0.00	201	41.00	234	56.00	0	0.00	435	97.00
B	Total Non-Lead Banks	184	82.00	2093	429.00	8602	1276.00	2611	325.00	13490	2112.00
C	Total N. Banks (A + B)	471	218.00	4407	1358.00	11310	2403.00	3637	705.00	19825	4684.00
19	Uttarakhand G.B	88	37.00	333	157.00	2	1.00	898	357.00	1321	552.00
20	U.P. Gramin Bank	0	0.00	0	0.00	4	2.00	0	0.00	4	2.00
D	Total R.R.B.	88	37.00	333	157.00	6	3.00	898	357.00	1325	554.00
21	Co-operative Bank	0	0.00	111	41.00	210	102.00	0	0.00	321	143.00
E	Total Cooperative	0	0.00	111	41.00	210	102.00	0	0.00	321	143.00
F	Total (C+D+E)	559	255.00	4851	1556.00	11526	2508.00	4535	1062.00	21471	5381.00
22	Nainital Bank	2	1.00	27	11.00	40	15.00	5	2.00	74	29.00
23	Axis Bank	0	0.00	0	0.00	0	0.00	2250	629.00	2250	629.00
24	ICICI bank	1222	419.00	0	0.00	0	0.00	0	0.00	1222	419.00
25	IDBI Bank	12	6.00	12	6.00	42	16.00	8	4.00	74	32.00
26	HDFC Bank	380	108.00	319	123.00	19342	5500.00	0	0.00	20041	5731.00
27	The J & K Bank	0	0.00	0	0.00	2	1.00	0	0.00	2	1.00
28	Fedral Bank Ltd	0	0.00	1	1.00	0	0.00	0	0.00	1	1.00
29	IndusInd Bank	0	0.00	31696	8660.00	0	0.00	0	0.00	31696	8660.00
30	The Karnataka bank	0	0.00	0	0.00	0	0.00	0	0.00	0	0.00
31	The South Indian Bank Ltd	0	0.00	0	0.00	0	0.00	0	0.00	0	0.00
32	Standard Chartered Bank	0	0.00	0	0.00	0	0.00	0	0.00	0	0.00
33	Yes Bank	0	0.00	0	0.00	0	0.00	2015	673.00	2015	673.00
34	Kotak Mahinda	0	0.00	0	0.00	0	0.00	0	0.00	0	0.00
35	Bandhand Bank	0	0.00	4056	1599.00	7600	2983.00	0	0.00	11656	4582.00
36	UJJIVAN FINANCIAL SERVICES	0	0.00	9842	3307.00	0	0.00	0	0.00	9842	3307.00
37	UTKARSH MICRO FINANCE	3485	1009.00	7046	2047.00	6677	1911.00	19874	5813.00	37082	10780.00
38	IDFC Bank	0	0.00	0	0.00	0	0.00	0	0.00	0	0.00
G	Total Private Bank	5101	1543.00	52999	15754.00	33703	10426.00	24152	7121.00	115955	34844.00
H	Total All Bank (F+G)	5660	1798.00	57850	17310.00	45229	12934.00	28687	8183.00	137426	40225.00

PROGRESS OF MUDRA LOAN UNDER PMMY

FROM 01.04.2019 TO 31.03.2020

(₹ In lacs)

S. No.	Name of the Bank	KISHORE ABOVE Rs. 50 K TO Rs. 5 LAKH									
		Manufacturing		Trading		Service		Agriculture Allied Activities		Total	
		No.	Amt.	No.	Amt.	No.	Amt.	No.	Amt.	No.	Amt.
1	State Bank of India	498	1197.00	1367	3291.00	8101	23758.00	0	0.00	9966	28246.00
2	Punjab National Bank	338	383.00	980	1952.00	2753	6782.00	1771	2780.00	5842	11897.00
3	Bank of Baroda	64	219.00	2192	5840.00	1468	3757.00	69	210.00	3793	10026.00
A	Total Lead Banks	900	1799.00	4539	11083.00	12322	34297.00	1840	2990.00	19601	50169.00
4	Oriental Bank of Comm.	89	211.00	0	0.00	2213	5907.00	77	290.00	2379	6408.00
5	Union Bank of India	119	261.00	380	612.00	583	1378.00	310	690.00	1392	2941.00
6	Canara Bank	112	399.00	620	2370.00	1696	6165.00	120	292.00	2548	9226.00
7	Central Bank of India	16	71.00	162	347.00	202	558.00	102	271.00	482	1247.00
8	Punjab & Sind Bank	31	91.00	170	412.00	315	1056.00	172	211.00	688	1770.00
9	Allahabad Bank	45	173.00	191	590.00	195	532.00	39	132.00	470	1427.00
10	UCO Bank	38	79.00	249	539.00	656	1430.00	27	59.00	970	2107.00
11	Indian Overseas Bank	47	104.00	169	319.00	343	831.00	0	0.00	559	1254.00
12	Bank of India	295	702.00	357	714.00	405	981.00	102	201.00	1159	2598.00
13	Syndicate Bank	69	219.00	381	1118.00	425	1280.00	36	118.00	911	2735.00
14	Corporation Bank	61	187.00	0	0.00	631	1253.00	0	0.00	692	1440.00
15	Andhra bank	0	0.00	89	261.00	95	199.00	0	0.00	184	460.00
16	Indian Bank	7	27.00	46	119.00	55	126.00	0	0.00	108	272.00
17	United Bank of India	3	6.00	10	32.00	22	60.00	0	0.00	35	98.00
18	Bank of Maharashtra	16	52.00	16	33.00	22	66.00	7	27.00	61	178.00
B	Total Non-Lead Banks	948	2582.00	2840	7466.00	7858	21822.00	992	2291.00	12638	34161.00
C	Total N. Banks (A + B)	1848	4381.00	7379	18549.00	20180	56119.00	2832	5281.00	32239	84330.00
19	Uttarakhand G.B	379	956.00	780	2189.00	437	1059.00	2313	2908.00	3909	7112.00
20	U.P. Gramin Bank	0	0.00	0	0.00	10	8.00	0	0.00	10	8.00
D	Total R.R.B.	379	956.00	780	2189.00	447	1067.00	2313	2908.00	3919	7120.00
21	Co-operative Bank	0	0.00	3	12.00	0	0.00	0	0.00	3	12.00
E	Total Cooperative	0	0.00	3	12.00	0	0.00	0	0.00	3	12.00
F	Total (C+D+E)	2227	5337.00	8162	20750.00	20627	57186.00	5145	8189.00	36161	91462.00
22	Nainital Bank	4	6.00	79	239.00	83	167.00	4	10.00	170	422.00
23	Axis Bank	0	0.00	2	9.00	0	0.00	137	329.00	139	338.00
24	ICICI bank	124	311.00	0	0.00	0	0.00	0	0.00	124	311.00
25	IDBI Bank	29	57.00	176	369.00	199	523.00	10	10.00	414	959.00
26	HDFC Bank	5	13.00	116	202.00	388	1158.00	0	0.00	509	1373.00
27	The J & K Bank	0	0.00	0	0.00	16	50.00	0	0.00	16	50.00
28	Fedral Bank Ltd	0	0.00	0	0.00	1	5.00	0	0.00	1	5.00
29	IndusInd Bank	0	0.00	872	1214.00	1233	1099.00	0	0.00	2105	2313.00
30	The Karnataka bank	0	0.00	0	0.00	9	21.00	0	0.00	9	21.00
31	The South Indian Bank Ltd	0	0.00	0	0.00	0	0.00	0	0.00	0	0.00
32	Standard Chartered Bank	0	0.00	0	0.00	0	0.00	0	0.00	0	0.00
33	Yes Bank	0	0.00	0	0.00	0	0.00	0	0.00	0	0.00
34	Kotak Mahinda	0	0.00	0	0.00	1	5.00	0	0.00	1	5.00
35	BANDHAN BANK	0	0.00	2013	1309.00	3223	2083.00	0	0.00	5236	3392.00
36	UJIVAN FINANCIAL SERVICES	0	0.00	622	421.00	247	168.00	0	0.00	869	589.00
37	UTKARSH MICRO FINANCE	48	27.00	299	173.00	302	178.00	61	41.00	710	419.00
38	IDFC Bank	0	0.00	1902	1978.00	1006	1207.00	0	0.00	2908	3185.00
G	Total Private Bank	210	414.00	6081	5914.00	6708	6664.00	212	390.00	13211	13382.00
H	Total All Bank (F+G)	2437	5751.00	14243	26664.00	27335	63850.00	5357	8579.00	49372	104844.00

PROGRESS OF MUDRA LOAN UNDER PMMY
FROM 01.04.2019 TO 31.03.2020

(₹ In lacs)

S. No.	Name of the Bank	TARUN ABOVE Rs. 5 LAKH TO 10 LAKH									
		Manufacturing		Trading		Service		Agriculture Allied Activities		Total	
		No.	Amt.	No.	Amt.	No.	Amt.	No.	Amt.	No.	Amt.
1	State Bank of India	340	2911.00	1402	11182.00	1939	15266.00	0	0.00	3681	29359.00
2	Punjab National Bank	206	1722.00	311	2093.00	689	6278.00	0	0.00	1206	10093.00
3	Bank of Baroda	49	371.00	503	4019.00	618	5908.00	19	167.00	1189	10465.00
A	Total Lead Banks	595	5004.00	2216	17294.00	3246	27452.00	19	167.00	6076	49917.00
4	Oriental Bank of Comm.	67	587.00	0	0.00	880	7622.00	17	119.00	964	8328.00
5	Union Bank of India	30	281.00	39	337.00	147	1128.00	0	0.00	216	1746.00
6	Canara Bank	51	412.00	412	3511.00	1038	8906.00	19	138.00	1520	12967.00
7	Central Bank of India	12	108.00	43	321.00	40	397.00	1	9.00	96	835.00
8	Punjab & Sind Bank	21	190.00	90	706.00	158	1395.00	19	178.00	288	2469.00
9	Allahabad Bank	25	186.00	92	711.00	135	1225.00	20	131.00	272	2253.00
10	UCO Bank	0	0.00	66	509.00	114	1029.00	0	0.00	180	1538.00
11	Indian Overseas Bank	14	112.00	34	241.00	50	443.00	1	8.00	99	804.00
12	Bank of India	149	1202.00	78	560.00	87	762.00	0	0.00	314	2524.00
13	Syndicate Bank	12	108.00	91	796.00	135	965.00	5	31.00	243	1900.00
14	Corporation Bank	6	49.00	88	703.00	159	1391.00	0	0.00	253	2143.00
15	Andhra bank	8	63.00	52	391.00	56	541.00	0	0.00	116	995.00
16	Indian Bank	4	20.00	19	96.00	29	164.00	0	0.00	52	280.00
17	United Bank of India	0	0.00	6	60.00	7	52.00	0	0.00	13	112.00
18	Bank of Maharashtra	2	19.00	9	76.00	15	120.00	0	0.00	26	215.00
B	Total Non-Lead Banks	401	3337.00	1119	9018.00	3050	26140.00	82	614.00	4652	39109.00
C	Total N. Banks (A + B)	996	8341.00	3335	26312.00	6296	53592.00	101	781.00	10728	89026.00
19	Uttarakhand G.B	42	315.00	146	1267.00	228	1571.00	66	451.00	482	3604.00
20	U.P. Gramin Bank	0	0.00	0	0.00	0	0.00	0	0.00	0	0.00
D	Total R.R.B.	42	315.00	146	1267.00	228	1571.00	66	451.00	482	3604.00
21	Co-operative Bank	0	0.00	0	0.00	0	0.00	0	0.00	0	0.00
E	Total Cooperative	0	0.00	0	0.00	0	0.00	0	0.00	0	0.00
F	Total (C+D+E)	1038	8656.00	3481	27579.00	6524	55163.00	167	1232.00	11210	92630.00
22	Nainital Bank	0	0.00	24	201.00	18	151.00	0	0.00	42	352.00
23	Axis Bank	0	0.00	12	84.00	16	127.00	20	182.00	48	393.00
24	ICICI bank	103	782.00	0	0.00	0	0.00	0	0.00	103	782.00
25	IDBI Bank	8	64.00	63	537.00	97	784.00	0	0.00	168	1385.00
26	HDFC Bank	8	54.00	43	237.00	176	1235.00	0	0.00	227	1526.00
27	The J & K Bank	0	0.00	4	33.00	0	0.00	0	0.00	4	33.00
28	Fedral Bank Ltd	0	0.00	0	0.00	0	0.00	0	0.00	0	0.00
29	IndusInd Bank	0	0.00	79	577.00	137	757.00	0	0.00	216	1334.00
30	The Karnataka bank	0	0.00	6	42.00	13	101.00	0	0.00	19	143.00
31	The South Indian Bank Ltd	0	0.00	0	0.00	0	0.00	0	0.00	0	0.00
32	Standard Chartered Bank	0	0.00	0	0.00	0	0.00	0	0.00	0	0.00
33	Yes Bank	0	0.00	0	0.00	0	0.00	0	0.00	0	0.00
34	Kotak Mahinda	0	0.00	0	0.00	1	7.00	0	0.00	1	7.00
35	BANDHAN BANK	0	0.00	0	0.00	0	0.00	0	0.00	0	0.00
36	UJJIVAN FINANCIAL SERVICES	0	0.00	0	0.00	0	0.00	0	0.00	0	0.00
37	UTKARSH MICRO FINANCE	0	0.00	0	0.00	0	0.00	0	0.00	0	0.00
38	IDFC Bank	0	0.00	17	109.00	92	578.00	0	0.00	109	687.00
G	Total Private Bank	119	900.00	248	1820.00	550	3740.00	20	182.00	937	6642.00
H	Total All Bank (F+G)	1157	9556.00	3729	29399.00	7074	58903.00	187	1414.00	12147	99272.00

PROGRESS OF MUDRA LOAN UNDER PMMY
FROM 01.04.2019 TO 31.03.2020

(₹ In lacs)

S. No.	Name of the Bank	All Total MUDRA									
		Manufacturing		Trading		Service		Agriculture Allied Activities		Total	
		No.	Amt.	No.	Amt.	No.	Amt.	No.	Amt.	No.	Amt.
1	State Bank of India	935	4155.00	3666	14770.00	10566	39201.00	54	24.00	15221	58150.00
2	Punjab National Bank	725	2190.00	2286	4487.00	5334	13891.00	2463	3097.00	10808	23665.00
3	Bank of Baroda	122	594.00	3117	10049.00	2376	9784.00	368	416.00	5983	20843.00
A	Total Lead Banks	1782	6939.00	9069	29306.00	18276	62876.00	2885	3537.00	32012	102658.00
4	Oriental Bank of Comm.	216	822.00	0	0.00	4334	13849.00	175	442.00	4725	15113.00
5	Union Bank of India	186	560.00	457	966.00	943	2563.00	391	719.00	1977	4808.00
6	Canara Bank	174	816.00	1288	5962.00	6964	15436.00	927	587.00	9353	22801.00
7	Central Bank of India	30	180.00	257	690.00	973	996.00	1663	342.00	2923	2208.00
8	Punjab & Sind Bank	54	282.00	309	1137.00	550	2481.00	219	401.00	1132	4301.00
9	Allahabad Bank	70	359.00	321	1313.00	412	1787.00	68	267.00	871	3726.00
10	UCO Bank	79	99.00	482	1104.00	1259	2588.00	89	86.00	1909	3877.00
11	Indian Overseas Bank	92	229.00	251	577.00	474	1310.00	3	9.00	820	2125.00
12	Bank of India	444	1904.00	947	1315.00	1201	1824.00	102	201.00	2694	5244.00
13	Syndicate Bank	81	327.00	627	1953.00	789	2293.00	41	149.00	1538	4722.00
14	Corporation Bank	67	236.00	229	767.00	970	2723.00	0	0.00	1266	3726.00
15	Andhra bank	8	63.00	560	666.00	257	744.00	0	0.00	825	1473.00
16	Indian Bank	11	47.00	78	219.00	84	290.00	0	0.00	173	556.00
17	United Bank of India	3	6.00	20	94.00	29	112.00	0	0.00	52	212.00
20	Bank of Maharashtra	18	71.00	226	150.00	271	242.00	7	27.00	522	490.00
B	Total Non-Lead Banks	1533	6001.00	6052	16913.00	19510	49238.00	3685	3230.00	30780	75382.00
C	Total N. Banks (A + B)	3315	12940.00	15121	46219.00	37786	112114.00	6570	6767.00	62792	178040.00
21	Uttarakhand G.B	509	1308.00	1259	3613.00	667	2631.00	3277	3716.00	5712	11268.00
22	U.P. Gramin Bank	0	0.00	0	0.00	14	10.00	0	0.00	14	10.00
D	Total R.R.B.	509	1308.00	1259	3613.00	681	2641.00	3277	3716.00	5726	11278.00
23	Co-operative Bank	0	0.00	114	53.00	210	102.00	0	0.00	324	155.00
E	Total Cooperative	0	0.00	114	53.00	210	102.00	0	0.00	324	155.00
F	Total (C+D+E)	3824	14248.00	16494	49885.00	38677	114857.00	9847	10483.00	68842	189473.00
24	Nainital Bank	6	7.00	130	451.00	141	333.00	9	12.00	286	803.00
25	Axis Bank	0	0.00	14	93.00	16	127.00	2407	1140.00	2437	1360.00
26	ICICI bank	1449	1512.00	0	0.00	0	0.00	0	0.00	1449	1512.00
27	IDBI Bank	49	127.00	251	912.00	338	1323.00	18	14.00	656	2376.00
28	HDFC Bank	393	175.00	478	562.00	19906	7893.00	0	0.00	20777	8630.00
29	The J & K Bank	0	0.00	4	33.00	18	51.00	0	0.00	22	84.00
30	Fedral Bank Ltd	0	0.00	1	1.00	1	5.00	0	0.00	2	6.00
31	IndusInd Bank	0	0.00	32647	10451.00	1370	1856.00	0	0.00	34017	12307.00
32	The Karnataka bank	0	0.00	6	42.00	22	122.00	0	0.00	28	164.00
33	The South Indian Bank Ltd	0	0.00	0	0.00	0	0.00	0	0.00	0	0.00
34	Standard Chartered Bank	0	0.00	0	0.00	0	0.00	0	0.00	0	0.00
35	Yes Bank	0	0.00	0	0.00	0	0.00	2015	673.00	2015	673.00
36	Kotak Mahinda	0	0.00	0	0.00	2	12.00	0	0.00	2	12.00
37	BANDHAN BANK	0	0.00	6069	2908.00	10823	5066.00	0	0.00	16892	7974.00
38	UJJIVAN FINANCIAL SERVICES	0	0.00	10464	3728.00	247	168.00	0	0.00	10711	3896.00
39	UTKARSH MICRO FINANCE	3533	1036.00	7345	2220.00	6979	2089.00	19935	5854.00	37792	11199.00
40	IDFC Bank	0	0.00	1919	2087.00	1098	1785.00	0	0.00	3017	3872.00
G	Total Private Bank	5430	2857.00	59328	23488.00	40961	20830.00	24384	7693.00	130103	54868.00
H	Total All Bank (F+G)	9254	17105.00	75822	73373.00	79638	135687.00	34231	18176.00	198945	244341.00

**STATEMENT OF SICK UNITS (MSME) FOR UTTARAKHAND
(EXCLUDING STATE SPONSORED SCHEMES)
AS ON 31ST MARCH 2020**

(₹ in Lacs)

S. No.	Name of the Bank	Potentiality Viable Sick MSME Unit(s)		Non Viable Sick Unit(s)		Total Number of Sick MSME Unit(s)		Units Rehabilitated After Nursing		Sick viable units yet to be rehabilitated	
		No.	Amt.	No.	Amt.	No.	Amt.	No.	Amt.	No.	Amt.
1	State Bank of India	1662	3054.00	2216	4073.00	3878	7127.00	1248	2296.00	414	758.00
2	Punjab National Bank	26	35.61	434	2464.42	460	2500.03	25	35.30	1	0.31
3	Bank of Baroda	16	40.53	52	347.12	68	387.65	15	40.38	1	0.15
A	Total Lead Banks	1704	3130.14	2702	6884.54	4406	10014.68	1288	2371.68	416	758.46
4	Oriental Bank of Comm.	0	0.00	697	4631.04	697	4631.04	0	0.00	0	0.00
5	Union Bank of India	0	0.00	12	34.50	12	34.50	0	0.00	0	0.00
6	Canara Bank	0	0.00	0	0.00	0	0.00	0	0.00	0	0.00
7	Central Bank of India	135	1605.56	0	0.00	135	1605.56	0	0.00	135	1605.56
8	Punjab & Sind Bank	0	0.00	0	0.00	0	0.00	0	0.00	0	0.00
9	Allahabad Bank	68	258.75	0	0.00	68	258.75	0	0.00	68	258.75
10	UCO Bank	0	0.00	0	0.00	0	0.00	0	0.00	0	0.00
11	Indian Overseas Bank	1	3.17	0	0.00	1	3.17	0	0.00	1	3.17
12	Bank of India	0	0.00	0	0.00	0	0.00	0	0.00	0	0.00
13	Syndicate Bank	0	0.00	0	0.00	0	0.00	0	0.00	0	0.00
14	Corporation Bank	866	3762.13	323	1000.70	1189	4762.83	18	130.32	848	3631.81
15	Andhra bank	4	5.90	0	0.00	4	5.90	0	0.00	4	5.90
16	Indian Bank	0	0.00	0	0.00	0	0.00	0	0.00	0	0.00
17	United Bank of India	1	45.00	0	0.00	1	45.00	1	45.00	0	0.00
18	Bank of Maharashtra	0	0.00	0	0.00	0	0.00	0	0.00	0	0.00
B	Total Non-Lead Banks	1075	5680.51	1032	5666.24	2107	11346.75	19	175.32	1056	5505.19
C	Total N. Banks (A + B)	2779	8810.65	3734	12550.78	6513	21361.43	1307	2547.00	1472	6263.65
19	Uttarakhand G.B	0	0.00	0	0.00	0	0.00	0	0.00	0	0.00
20	Prathama U.P Gramin Bank	0	0.00	0	0.00	0	0.00	0	0.00	0	0.00
D	Total R.R.B.	0	0.00	0	0.00	0	0.00	0	0.00	0	0.00
21	Co-operative Bank	0	0.00	0	0.00	0	0.00	0	0.00	0	0.00
E	Total Cooperative	0	0.00	0	0.00	0	0.00	0	0.00	0	0.00
F	Total (C+D+E)	2779	8810.65	3734	12550.78	6513	21361.43	1307	2547.00	1472	6263.65
22	Nainital Bank	645	9035.81	0	0.00	645	9035.81	0	0.00	645	9035.81
23	Axis Bank	0	0.00	1	0.09	1	0.09	0	0.00	0	0.00
24	ICICI bank	0	0.00	5	157.60	5	157.60	0	0.00	0	0.00
25	IDBI Bank	0	0.00	0	0.00	0	0.00	0	0.00	0	0.00
26	HDFC Bank	0	0.00	0	0.00	0	0.00	0	0.00	0	0.00
27	The J & K Bank	0	0.00	0	0.00	0	0.00	0	0.00	0	0.00
28	Fedral Bank Ltd	0	0.00	0	0.00	0	0.00	0	0.00	0	0.00
29	IndusInd Bank	0	0.00	0	0.00	0	0.00	0	0.00	0	0.00
30	The Karnataka bank	0	0.00	0	0.00	0	0.00	0	0.00	0	0.00
31	The South Indian Bank Ltd	0	0.00	0	0.00	0	0.00	0	0.00	0	0.00
32	Standard Chartered Bank	0	0.00	0	0.00	0	0.00	0	0.00	0	0.00
33	Yes Bank	0	0.00	0	0.00	0	0.00	0	0.00	0	0.00
34	Kotak Mahinda	0	0.00	0	0.00	0	0.00	0	0.00	0	0.00
35	BANDHAN BANK	0	0.00	0	0.00	0	0.00	0	0.00	0	0.00
36	UJJIVAN FINANCIAL SERVICES	0	0.00	0	0.00	0	0.00	0	0.00	0	0.00
37	UTKARSH MICRO FINANCE	0	0.00	0	0.00	0	0.00	0	0.00	0	0.00
38	IDFC Bank	0	0.00	0	0.00	0	0.00	0	0.00	0	0.00
G	Total Private Bank	645	9035.81	6	157.69	651	9193.50	0	0.00	645	9035.81
H	Total All Bank (F+G)	3424	17846.46	3740	12708.47	7164	30554.93	1307	2547.00	2117	15299.46

NPA MANAGEMENT (SEGMENTWISE)

POSITION AS ON

(₹ in Lacs)

S. No.	Name of the Bank	NPA Position as on 31/03/2018										Total	
		C&I		Agri.		MSE		MEDIUM ENTERPRISE		Per.			
		No.	Amt.	No.	Amt.	No.	Amt.	No.	Amt.	No.	Amt.	No.	Amt.
1	State Bank of India	92	428.74	14861	23026.63	305	505.15	3038	4901.34	1453	2594.72	19749	31456.58
2	Punjab National Bank	1726	24733.48	27455	20359.64	5648	51320.26	2316	6840.58	1151	2729.29	38296	105983.25
3	Bank of Baroda	26	782.75	3583	12988.24	1961	9181.35	268	3393.12	558	2028.53	6396	28373.99
A	Total Lead Banks	1844	25944.97	45899	56374.51	7914	61006.76	5622	15135.04	3162	7352.54	64441	165813.82
4	Oriental Bank of Comm.	0	0.00	3041	8008.34	823	5519.95	0	0.00	252	1077.04	4116	14605.33
5	Union Bank of India	0	0.00	2155	5665.23	662	4213.94	0	0.00	148	151.62	2965	10030.79
6	Canara Bank	0	0.00	3145	1162.98	1937	8106.36	224	65.00	1050	1325.90	6356	10660.24
7	Central Bank of India	0	0.00	163	3202.71	782	3006.09	0	0.00	43	383.39	988	6592.19
8	Punjab & Sind Bank	0	0.00	750	3012.65	590	1881.01	0	0.00	350	1466.36	1690	6360.02
9	Allahabad Bank	20	39.68	1501	2837.43	1095	3114.00	70	63.33	173	467.90	2859	6522.34
10	UCO Bank	0	0.00	664	1539.31	176	757.46	0	0.00	244	1424.40	1084	3721.17
11	Indian Overseas Bank	2	4.82	476	1326.50	172	1667.54	26	104.82	129	524.20	805	3627.88
12	Bank of India	172	660.48	1234	4004.35	611	1442.14	0	0.00	76	51.70	2093	6158.67
13	Syndicate Bank	173	121.64	18	64.96	667	1304.12	977	637.32	61	927.79	1896	3055.83
14	Corporation Bank	0	0.00	111	154.37	249	415.01	0	0.00	100	400.89	460	970.27
15	Andhra bank	0	0.00	3	1.12	89	681.50	1	35.35	37	379.55	130	1097.52
16	Indian Bank	0	0.00	75	156.26	63	268.29	15	101.88	85	264.64	238	791.07
17	United Bank of India	0	0.00	0	0.00	13	62.93	4	23.19	1	16.20	18	102.32
18	Bank of Maharashtra	0	0.00	3	3.62	43	702.12	0	0.00	86	160.05	132	865.79
B	Total Non-Lead Banks	367	826.62	13339	31139.83	7972	33142.46	1317	1030.89	2835	9021.63	25830	75161.43
C	Total N. Banks (A + B)	2211	26771.59	59238	87514.34	15886	94149.22	6939	16165.93	5997	16374.17	90271	240975.25
19	Uttarakhand G.B	0	0.00	9149	8617.61	3683	5476.14	0	0.00	950	1892.80	13782	15986.55
20	Prathama U.P Gramin Bank	0	0.00	63	35.93	0	0.00	0	0.00	0	0.00	63	35.93
D	Total R.R.B.	0	0.00	9212	8653.54	3683	5476.14	0	0.00	950	1892.80	13845	16022.48
21	Co-operative Bank	7194	4775.21	10648	8656.65	6137	5086.07	7025	5271.52	18074	17926.60	49078	41716.05
E	Total Cooperative	7194	4775.21	10648	8656.65	6137	5086.07	7025	5271.52	18074	17926.60	49078	41716.05
F	Total (C+D+E)	9405	31546.80	79098	104824.53	25706	104711.43	13964	21437.45	25021	36193.57	153194	298713.78
22	Nainital Bank	0	0.00	1229	5455.31	666	2539.61	0	0.00	322	807.19	2217	8802.11
23	Axis Bank	41	195.10	720	2952.03	47	654.02	0	0.00	85	174.11	893	3975.26
24	ICICI bank	0	0.00	0	0.00	0	0.00	0	0.00	0	0.00	0	0.00
25	IDBI Bank	241	394.01	166	271.26	225	107.31	31	71.70	147	220.52	810	1064.80
26	HDFC Bank	458	1628.74	5121	4091.87	7965	1367.97	3378	2376.94	1524	890.26	18446	10355.78
27	The J & K Bank	0	0.00	0	0.00	0	0.00	0	0.00	0	200.33	0	200.33
28	Fedral Bank Ltd	1	8.40	0	0.00	0	0.00	0	0.00	0	0.00	1	8.40
29	IndusInd Bank	0	0.00	112	14.62	311	23.73	112	15.00	0	0.00	535	53.35
30	The Karnataka bank	4	74.72	0	0.00	8	136.75	0	0.00	7	50.46	19	261.93
31	The South Indian Bank Ltd	3	25.37	0	0.00	0	0.00	0	0.00	0	0.00	3	25.37
32	Standard Chartered Bank	0	0.00	0	0.00	0	0.00	0	0.00	0	0.00	0	0.00
33	Yes Bank	0	0.00	219	165.13	36	11.87	0	0.00	5	0.51	260	177.51
34	Kotak Mahinda	0	0.00	113	1100.55	4	6.08	3	573.62	56	966.67	176	2646.92
35	BANDHAN BANK	0	0.00	0	0.00	0	0.00	0	0.00	0	0.00	0	0.00
36	UJJIVAN FINANCIAL SERVICES	0	0.00	0	0.00	0	0.00	0	0.00	0	0.00	0	0.00
37	UTKARSH MICRO FINANCE	0	0.00	115	71.00	105	80.00	0	0.00	0	0.00	220	151.00
38	IDFC Bank	0	0.00	0	0.00	0	0.00	0	0.00	0	0.00	0	0.00
G	Total Private Bank	748	2326.34	7795	14121.77	9367	4927.34	3524	3037.26	2146	3310.05	23580	27722.76
H	Total All Bank (F+G)	10153	33873.14	86893	118946.30	35073	109638.77	17488	24474.71	27167	39503.62	176774	326436.54

Contd.

(₹ in Lacs)

S. No.	Name of the Bank	Addition										Total	
		C&I		Agri.		MSE		MEDIUM ENTERPRISE		Per.			
		No.	Amt.	No.	Amt.	No.	Amt.	No.	Amt.	No.	Amt.	No.	Amt.
1	State Bank of India	41	129.01	3575	4188.75	1989	3853.90	507	1185.68	1202	3893.46	7314	13250.80
2	Punjab National Bank	816	19497.79	22161	24525.17	5461	10588.92	1457	7100.49	3548	4693.87	33443	66406.24
3	Bank of Baroda	245	979.24	308	1572.17	277	1743.90	52	260.64	151	268.80	1033	4824.75
A	Total Lead Banks	1102	20606.04	26044	30286.09	7727	16186.72	2016	8546.81	4901	8856.13	41790	84481.79
4	Oriental Bank of Comm.	0	0.00	210	1124.48	649	3996.79	0	0.00	387	3006.53	1246	8127.80
5	Union Bank of India	0	0.00	1473	3729.21	512	8945.70	0	0.00	891	1083.38	2876	13758.29
6	Canara Bank	0	0.00	371	589.53	689	2608.26	0	0.00	0	0.00	1060	3197.79
7	Central Bank of India	0	0.00	56	155.19	269	2401.50	0	0.00	296	1344.32	621	3901.01
8	Punjab & Sind Bank	0	0.00	699	1906.28	219	755.00	0	0.00	333	1912.20	1251	4573.48
9	Allahabad Bank	20	39.68	2006	1782.18	430	1647.33	70	63.33	173	467.90	2699	4000.42
10	UCO Bank	0	0.00	482	858.50	246	1467.29	0	0.00	49	299.77	777	2625.56
11	Indian Overseas Bank	0	0.00	126	732.36	135	509.11	12	35.53	54	147.63	327	1424.63
12	Bank of India	1279	62.52	724	36.65	0	0.00	0	0.00	0	0.00	2003	99.17
13	Syndicate Bank	0	0.00	0	0.00	39	510.00	0	0.00	0	0.00	39	510.00
14	Corporation Bank	44	86.38	408	1596.62	519	1659.00	0	0.00	0	0.00	971	3342.00
15	Andhra bank	0	0.00	0	0.00	45	262.71	0	0.00	0	0.00	45	262.71
16	Indian Bank	0	0.00	525	724.04	107	135.05	19	32.84	8	13.42	659	905.35
17	United Bank of India	0	0.00	2	5.22	30	176.51	0	0.00	0	0.00	32	181.73
18	Bank of Maharashtra	0	0.00	0	0.00	28	20.61	0	0.00	13	51.38	41	71.99
B	Total Non-Lead Banks	1343	188.58	7082	13240.26	3917	25094.86	101	131.70	2204	8326.53	14647	46981.93
C	Total N. Banks (A + B)	2445	20794.62	33126	43526.35	11644	41281.58	2117	8678.51	7105	17182.66	56437	131463.72
19	Uttarakhand G.B	0	0.00	1693	1529.83	1232	2810.78	0	0.00	389	1626.01	3314	5966.62
20	Prathama U.P Gramin Bank	0	0.00	249	134.26	0	0.00	0	0.00	0	0.00	249	134.26
D	Total R.R.B.	0	0.00	1942	1664.09	1232	2810.78	0	0.00	389	1626.01	3563	6100.88
21	Co-operative Bank	2122	570.58	1206	1675.88	1768	678.24	1235	2010.23	3424	4961.55	9755	9896.48
E	Total Cooperative	2122	570.58	1206	1675.88	1768	678.24	1235	2010.23	3424	4961.55	9755	9896.48
F	Total (C+D+E)	4567	21365.20	36274	46866.32	14644	44770.60	3352	10688.74	10918	23770.22	69755	147461.08
22	Nainital Bank	0	0.00	499	2832.66	349	1393.12	8	10256.80	92	1389.90	948	15872.48
23	Axis Bank	0	0.00	181	1769.98	38	470.18	1	1.12	0	0.00	220	2241.28
24	ICICI bank	0	0.00	61	202.03	119	1332.86	3	32.40	0	0.00	183	1567.29
25	IDBI Bank	611	756.50	148	242.77	13	40.20	0	0.00	45	688.14	817	1727.61
26	HDFC Bank	0	0.00	587	3449.27	4284	1055.35	0	0.00	8	5.39	4879	4510.01
27	The J & K Bank	0	0.00	0	0.00	0	0.00	0	0.00	49	74.47	49	74.47
28	Fedral Bank Ltd	0	0.00	0	0.00	0	0.00	0	0.00	0	0.00	0	0.00
29	IndusInd Bank	0	0.00	56	25.70	489	155.52	0	0.00	0	0.00	545	181.22
30	The Karnataka bank	0	0.00	0	0.00	3	421.86	4	107.39	5	288.76	12	818.01
31	The South Indian Bank Ltd	0	0.00	0	0.00	0	0.00	0	0.00	0	0.00	0	0.00
32	Standard Chartered Bank	0	0.00	0	0.00	0	0.00	0	0.00	0	0.00	0	0.00
33	Yes Bank	0	0.00	0	0.00	6	92.47	0	0.00	19	342.96	25	435.43
34	Kotak Mahinda	0	0.00	107	2055.19	0	0.00	0	0.00	65	717.43	172	2772.62
35	BANDHAN BANK	0	0.00	0	0.00	0	0.00	0	0.00	0	0.00	0	0.00
36	UJJIVAN FINANCIAL SERVICES	0	0.00	62	7.62	7	0.54	0	0.00	114	36.04	183	44.20
37	UTKARSH MICRO FINANCE	0	0.00	442	275.00	383	287.00	0	0.00	0	0.00	825	562.00
38	IDFC Bank	0	0.00	0	0.00	0	0.00	0	0.00	11	386.00	11	386.00
G	Total Private Bank	611	756.50	2143	10860.22	5691	5249.10	16	10397.71	408	3929.09	8869	31192.62
H	Total All Bank (F+G)	5178	22121.70	38417	57726.54	20335	50019.70	3368	21086.45	11326	27699.31	78624	178653.70

Contd.

(₹ in Lacs)

S. No.	Name of the Bank	Recovery										Total	
		C&I		Agri.		MSE		MEDIUM ENTERPRISE		Per.			
		No.	Amt.	No.	Amt.	No.	Amt.	No.	Amt.	No.	Amt.	No.	Amt.
1	State Bank of India	125	547.57	2638	2878.25	671	1309.58	449	622.09	540	1380.27	4423	6737.76
2	Punjab National Bank	873	8419.64	24885	21351.39	5599	42877.28	3381	5811.84	1825	2198.77	36563	80658.92
3	Bank of Baroda	22	279.30	561	1506.32	118	197.52	138	30.30	113	662.01	952	2675.45
A	Total Lead Banks	1020	9246.51	28084	25735.96	6388	44384.38	3968	6464.23	2478	4241.05	41938	90072.13
4	Oriental Bank of Comm.	0	0.00	961	1896.70	229	1416.94	0	0.00	81	363.17	1271	3676.81
5	Union Bank of India	0	0.00	1247	2346.81	293	5664.20	0	0.00	0	0.00	1540	8011.01
6	Canara Bank	0	0.00	805	126.50	1062	885.45	0	0.00	0	0.00	1867	1011.95
7	Central Bank of India	0	0.00	50	127.91	205	938.35	0	0.00	54	331.36	309	1397.62
8	Punjab & Sind Bank	0	0.00	207	798.25	204	516.67	0	0.00	186	699.72	597	2014.64
9	Allahabad Bank	0	0.00	2049	1915.93	229	741.14	0	0.00	0	0.00	2278	2657.07
10	UCO Bank	0	0.00	47	251.15	53	246.06	0	0.00	34	213.07	134	710.28
11	Indian Overseas Bank	0	0.00	268	370.45	129	204.51	0	0.00	9	51.89	406	626.85
12	Bank of India	0	0.00	0	0.00	0	0.00	0	0.00	0	0.00	0	0.00
13	Syndicate Bank	0	0.00	0	0.00	14	115.00	0	0.00	0	0.00	14	115.00
14	Corporation Bank	2	2.50	91	229.00	3	2.30	0	0.00	0	0.00	96	233.80
15	Andhra bank	0	0.00	0	0.00	3	25.86	0	0.00	0	0.00	3	25.86
16	Indian Bank	0	0.00	60	201.59	24	208.10	13	96.00	2	27.37	99	533.06
17	United Bank of India	0	0.00	0	0.00	0	0.00	0	0.00	0	0.00	0	0.00
18	Bank of Maharashtra	0	0.00	2	3.56	8	159.47	0	0.00	4	4.09	14	167.12
B	Total Non-Lead Banks	2	2.50	5787	8267.85	2456	11124.05	13	96.00	370	1690.67	8628	21181.07
C	Total N. Banks (A + B)	1022	9249.01	33871	34003.81	8844	55508.43	3981	6560.23	2848	5931.72	50566	111253.20
19	Uttarakhand G.B	0	0.00	2494	2194.59	771	1246.02	0	0.00	225	528.49	3490	3969.10
20	Prathama U.P Gramin Bank	0	0.00	249	134.26	0	0.00	0	0.00	0	0.00	249	134.26
D	Total R.R.B.	0	0.00	2743	2328.85	771	1246.02	0	0.00	225	528.49	3739	4103.36
21	Co-operative Bank	2214	648.39	926	804.76	671	754.24	257	942.36	1558	1596.23	5626	4745.98
E	Total Cooperative	2214	648.39	926	804.76	671	754.24	257	942.36	1558	1596.23	5626	4745.98
F	Total (C+D+E)	3236	9897.40	37540	37137.42	10286	57508.69	4238	7502.59	4631	8056.44	59931	120102.54
22	Nainital Bank	0	0.00	217	88.90	206	1135.25	0	0.00	258	1712.50	681	2936.65
23	Axis Bank	0	0.00	527	2978.74	33	604.49	0	0.00	0	0.00	560	3583.23
24	ICICI bank	0	0.00	0	0.00	0	0.00	0	0.00	0	0.00	0	0.00
25	IDBI Bank	89	215.58	29	84.34	20	24.61	0	0.00	11	49.00	149	373.53
26	HDFC Bank	0	0.00	0	0.00	0	0.00	0	0.00	0	0.00	0	0.00
27	The J & K Bank	0	0.00	0	0.00	0	0.00	0	0.00	5	22.94	5	22.94
28	Fedral Bank Ltd	0	0.00	0	0.00	0	0.00	0	0.00	0	0.00	0	0.00
29	IndusInd Bank	0	0.00	56	25.70	489	155.52	0	0.00	0	0.00	545	181.22
30	The Karnataka bank	1	30.00	0	0.00	2	193.00	0	0.00	0	0.00	3	223.00
31	The South Indian Bank Ltd	0	0.00	0	0.00	0	0.00	0	0.00	0	0.00	0	0.00
32	Standard Chartered Bank	0	0.00	0	0.00	0	0.00	0	0.00	0	0.00	0	0.00
33	Yes Bank	0	0.00	0	0.00	6	92.47	0	0.00	19	342.96	25	435.43
34	Kotak Mahinda	0	0.00	0	0.00	0	0.00	0	0.00	0	0.00	0	0.00
35	BANDHAN BANK	0	0.00	0	0.00	0	0.00	0	0.00	0	0.00	0	0.00
36	UJJIVAN FINANCIAL SERVICES	0	0.00	0	0.00	0	0.00	0	0.00	0	0.00	0	0.00
37	UTKARSH MICRO FINANCE	0	0.00	114	55.20	113	38.40	0	0.00	0	0.00	227	93.60
38	IDFC Bank	0	0.00	0	0.00	0	0.00	0	0.00	0	0.00	0	0.00
G	Total Private Bank	90	245.58	943	3232.88	869	2243.74	0	0.00	293	2127.40	2195	7849.60
H	Total All Bank (F+G)	3326	10142.98	38483	40370.30	11155	59752.43	4238	7502.59	4924	10183.84	62126	127952.14

Contd.

(₹ in Lacs)

S. No.	Name of the Bank	NPA Position as on 31.03.2020							
		C&I		Agri.		MSE		MEDIUM ENTERPRISE	
		No.	Amt.	No.	Amt.	No.	Amt.	No.	Amt.
1	State Bank of India	8	10.18	15798	24337.13	1623	3049.47	3096	5464.93
2	Punjab National Bank	1669	35811.63	24731	23533.42	5510	19031.90	392	8129.23
3	Bank of Baroda	249	1482.69	3330	13054.09	2120	10727.73	182	3623.46
A	Total Lead Banks	1926	37304.50	43859	60924.64	9253	32809.10	3670	17217.62
4	Oriental Bank of Comm.	0	0.00	2290	7236.12	1243	8099.80	0	0.00
5	Union Bank of India	0	0.00	2381	7047.63	881	7495.44	0	0.00
6	Canara Bank	0	0.00	2711	1626.01	1564	9829.17	224	65.00
7	Central Bank of India	0	0.00	169	3229.99	846	4469.24	0	0.00
8	Punjab & Sind Bank	0	0.00	1242	4120.68	605	2119.34	0	0.00
9	Allahabad Bank	40	79.36	1458	2703.68	1296	4020.19	140	126.66
10	UCO Bank	0	0.00	1099	2146.66	369	1978.69	0	0.00
11	Indian Overseas Bank	2	4.82	334	1688.41	178	1972.14	38	140.35
12	Bank of India	1451	723.00	1958	4041.00	611	1442.14	0	0.00
13	Syndicate Bank	173	121.64	18	64.96	692	1699.12	977	637.32
14	Corporation Bank	42	83.88	428	1521.99	765	2071.71	0	0.00
15	Andhra bank	0	0.00	3	1.12	131	918.35	1	35.35
16	Indian Bank	0	0.00	540	678.71	146	195.24	21	38.72
17	United Bank of India	0	0.00	2	5.22	43	239.44	4	23.19
18	Bank of Maharashtra	0	0.00	1	0.06	63	563.26	0	0.00
B	Total Non-Lead Banks	1708	1012.70	14634	36112.24	9433	47113.27	1405	1066.59
C	Total N. Banks (A + B)	3634	38317.20	58493	97036.88	18686	79922.37	5075	18284.21
19	Uttarakhand G.B	0	0.00	8348	7952.85	4144	7040.90	0	0.00
20	Prathama U.P Gramin Bank	0	0.00	63	35.93	0	0.00	0	0.00
D	Total R.R.B.	0	0.00	8411	7988.78	4144	7040.90	0	0.00
21	Co-operative Bank	7102	4697.40	10928	9527.77	7234	5010.07	8003	6339.39
E	Total Cooperative	7102	4697.40	10928	9527.77	7234	5010.07	8003	6339.39
F	Total (C+D+E)	10736	43014.60	77832	114553.43	30064	91973.34	13078	24623.60
22	Nainital Bank	0	0.00	1511	8199.07	809	2797.48	8	10256.80
23	Axis Bank	41	195.10	374	1743.27	52	519.71	1	1.12
24	ICICI bank	0	0.00	61	202.03	119	1332.86	3	32.40
25	IDBI Bank	763	934.93	285	429.69	218	122.90	31	71.70
26	HDFC Bank	458	1628.74	5708	7541.14	12249	2423.32	3378	2376.94
27	The J & K Bank	0	0.00	0	0.00	0	0.00	0	0.00
28	Fedral Bank Ltd	1	8.40	0	0.00	0	0.00	0	0.00
29	IndusInd Bank	0	0.00	112	14.62	311	23.73	112	15.00
30	The Karnataka bank	3	44.72	0	0.00	9	365.61	4	107.39
31	The South Indian Bank Ltd	3	25.37	0	0.00	0	0.00	0	0.00
32	Standard Chartered Bank	0	0.00	0	0.00	0	0.00	0	0.00
33	Yes Bank	0	0.00	219	165.13	36	11.87	0	0.00
34	Kotak Mahinda	0	0.00	220	3155.74	4	6.08	3	573.62
35	BANDHAN BANK	0	0.00	0	0.00	0	0.00	0	0.00
36	UJJIVAN FINANCIAL SERVICES	0	0.00	62	7.62	7	0.54	0	0.00
37	UTKARSH MICRO FINANCE	0	0.00	443	290.80	375	328.60	0	0.00
38	IDFC Bank	0	0.00	0	0.00	0	0.00	0	0.00
G	Total Private Bank	1269	2837.26	8995	21749.11	14189	7932.70	3540	13434.97
H	Total All Bank (F+G)	12005	45851.86	86827	136302.54	44253	99906.04	16618	38058.57

Contd.

(₹ in Lacs)

S.No.	Name of the Bank	NPA Position as on 31.03.2020				Total Advances		% of NPA To Total advances
		Per.		Total NPA		No.	Amt.	
		No.	Amt.	No.	Amt.			
1	State Bank of India	2115	5107.91	22640	37969.62	293781	1237529.00	3.07
2	Punjab National Bank	2874	5224.39	35176	91730.57	157188	1168450.00	7.85
3	Bank of Baroda	596	1635.32	6477	30523.29	72905	423145.00	7.21
A	Total Lead Banks	5585	11967.62	64293	160223.48	523874	2829124.00	5.66
4	Oriental Bank of Comm.	558	3720.40	4091	19056.32	39102	198166.00	9.62
5	Union Bank of India	1039	1235.00	4301	15778.07	37191	162421.00	9.71
6	Canara Bank	1050	1325.90	5549	12846.08	36331	177837.00	7.22
7	Central Bank of India	285	1396.35	1300	9095.58	25573	71125.00	12.79
8	Punjab & Sind Bank	497	2678.84	2344	8918.86	15633	67923.00	13.13
9	Allahabad Bank	346	935.80	3280	7865.69	31811	92133.00	8.54
10	UCO Bank	259	1511.10	1727	5636.45	22511	51710.00	10.90
11	Indian Overseas Bank	174	619.94	726	4425.66	15974	67115.00	6.59
12	Bank of India	76	51.70	4096	6257.84	21396	102896.00	6.08
13	Syndicate Bank	61	927.79	1921	3450.83	13588	79588.00	4.34
14	Corporation Bank	100	400.89	1335	4078.47	8395	32078.00	12.71
15	Andhra bank	37	379.55	172	1334.37	4092	31719.00	4.21
16	Indian Bank	91	250.69	798	1163.36	2821	12683.00	9.17
17	United Bank of India	1	16.20	50	284.05	1427	12500.00	2.27
18	Bank of Maharashtra	95	207.34	159	770.66	1128	5842.00	13.19
B	Total Non-Lead Banks	4669	15657.49	31849	100962.29	276973	1165736.00	8.66
C	Total N. Banks (A + B)	10254	27625.11	96142	261185.77	800847	3994860.00	6.54
19	Uttarakhand G.B	1114	2990.32	13606	17984.07	109085	242770.00	7.41
20	Prathama U.P Gramin Bank	0	0.00	63	35.93	1035	916.00	3.92
D	Total R.R.B.	1114	2990.32	13669	18020.00	110120	243686.00	7.39
21	Co-operative Bank	19940	21291.92	53207	46866.55	391828	593204.00	7.90
E	Total Cooperative	19940	21291.92	53207	46866.55	391828	593204.00	7.90
F	Total (C+D+E)	31308	51907.35	163018	326072.32	1302795	4831750.00	6.75
22	Nainital Bank	156	484.59	2484	21737.94	25986	177549.00	12.24
23	Axis Bank	85	174.11	553	2633.31	26379	159255.00	1.65
24	ICICI bank	0	0.00	183	1567.29	56055	215176.00	0.73
25	IDBI Bank	181	859.66	1478	2418.88	8990	65129.00	3.71
26	HDFC Bank	1532	895.65	23325	14865.79	232869	471162.00	3.16
27	The J & K Bank	44	251.86	44	251.86	752	4560.00	5.52
28	Fedral Bank Ltd	0	0.00	1	8.40	367	4798.00	0.18
29	IndusInd Bank	0	0.00	535	53.35	50528	49900.00	0.11
30	The Karnataka bank	12	339.22	28	856.94	1105	12347.00	6.94
31	The South Indian Bank Ltd	0	0.00	3	25.37	145	1478.00	1.72
32	Standard Chartered Bank	0	0.00	0	0.00	0	0.00	0.00
33	Yes Bank	5	0.51	260	177.51	13729	110800.00	0.16
34	Kotak Mahinda	121	1684.10	348	5419.54	1298	39438.00	13.74
35	BANDHAN BANK	0	0.00	0	0.00	95336	44048.00	0.00
36	UJJIVAN FINANCIAL SERVICES	114	36.04	183	44.20	25106	6292.00	0.70
37	UTKARSH MICRO FINANCE	0	0.00	818	619.40	54272	12428.00	4.98
38	IDFC Bank	11	386.00	11	386.00	23636	33571.00	1.15
G	Total Private Bank	2261	5111.74	30254	51065.78	616553	1407931.00	3.63
H	Total All Bank (F+G)	33569	57019.09	193272	377138.10	1919348	6239681.00	6.04

BANKWISE POSITION OF SEGMENTWISE WRITE-OFF

FROM 01.04.2019 TO 31.03.2020

(₹ in Lacs)

S. No.	Name of the Bank	MSE		MEDIUM ENTERPRISE		AGL		Non-P.S.		Total	
		No.	Amt.	No.	Amt.	No.	Amt.	No.	Amt.	No.	Amt.
1	State Bank of India	428	785.30	0	0.00	700	974.91	202	393.26	1330	2153.47
2	Punjab National Bank	0	0.00	0	0.00	0	0.00	0	0.00	0	0.00
3	Bank of Baroda	207	78.03	11	8.37	404	267.17	55	44.10	677	397.67
A	Total Lead Banks	635	863.33	11	8.37	1104	1242.08	257	437.36	2007	2551.14
4	Oriental Bank of Comm.	0	0.00	0	0.00	0	0.00	0	0.00	0	0.00
5	Union Bank of India	0	0.00	0	0.00	0	0.00	0	0.00	0	0.00
6	Canara Bank	0	0.00	0	0.00	0	0.00	3	2.79	3	2.79
7	Central Bank of India	0	0.00	0	0.00	0	0.00	0	0.00	0	0.00
8	Punjab & Sind Bank	0	0.00	0	0.00	0	0.00	0	0.00	0	0.00
9	Allahabad Bank	91	123.34	0	0.00	389	951.84	17	33.32	497	1108.50
10	UCO Bank	37	29.82	0	0.00	40	44.69	23	10.93	100	85.44
11	Indian Overseas Bank	4	6.70	0	0.00	0	0.00	3	0.24	7	6.94
12	Bank of India	184	31.96	130	19.70	81	20.14	118	18.59	513	90.39
13	Syndicate Bank	0	0.00	0	0.00	0	0.00	0	0.00	0	0.00
14	Corporation Bank	0	0.00	0	0.00	0	0.00	0	0.00	0	0.00
15	Andhra bank	0	0.00	0	0.00	0	0.00	0	0.00	0	0.00
16	Indian Bank	0	0.00	0	0.00	0	0.00	0	0.00	0	0.00
17	United Bank of India	0	0.00	0	0.00	0	0.00	0	0.00	0	0.00
18	Bank of Maharashtra	1	23.68	0	0.00	0	0.00	2	0.36	3	24.04
B	Total Non-Lead Banks	317	215.50	130	19.70	510	1016.67	166	66.23	1123	1318.10
C	Total N. Banks (A + B)	952	1078.83	141	28.07	1614	2258.75	423	503.59	3130	3869.24
19	Uttarakhand G.B	137	188.55	0	0.00	1089	1236.66	23	41.57	1249	1466.78
20	Prathama U.P Gramin Bank	0	0.00	0	0.00	0	0.00	0	0.00	0	0.00
D	Total R.R.B.	137	188.55	0	0.00	1089	1236.66	23	41.57	1249	1466.78
21	Co-operative Bank	19	36.01	0	0.00	0	0.00	41	9.62	60	45.63
E	Total Cooperative	19	36.01	0	0.00	0	0.00	41	9.62	60	45.63
F	Total (C+D+E)	1108	1303.39	141	28.07	2703	3495.41	487	554.78	4439	5381.65
22	Nainital Bank	0	0.00	0	0.00	0	0.00	0	0.00	0	0.00
23	Axis Bank	0	0.00	0	0.00	0	0.00	0	0.00	0	0.00
24	ICICI bank	0	0.00	0	0.00	0	0.00	0	0.00	0	0.00
25	IDBI Bank	0	0.00	0	0.00	0	0.00	0	0.00	0	0.00
26	HDFC Bank	0	0.00	0	0.00	0	0.00	0	0.00	0	0.00
27	The J & K Bank	0	0.00	0	0.00	0	0.00	0	0.00	0	0.00
28	Fedral Bank Ltd	0	0.00	0	0.00	0	0.00	0	0.00	0	0.00
29	IndusInd Bank	0	0.00	0	0.00	0	0.00	0	0.00	0	0.00
30	The Karnataka bank	0	0.00	0	0.00	0	0.00	0	0.00	0	0.00
31	The South Indian Bank Ltd	0	0.00	0	0.00	0	0.00	0	0.00	0	0.00
32	Standard Chartered Bank	0	0.00	0	0.00	0	0.00	0	0.00	0	0.00
33	Yes Bank	0	0.00	0	0.00	0	0.00	0	0.00	0	0.00
34	Kotak Mahinda	0	0.00	0	0.00	0	0.00	0	0.00	0	0.00
35	BANDHAN BANK	0	0.00	0	0.00	0	0.00	0	0.00	0	0.00
36	UJJIVAN FINANCIAL SERVICES	0	0.00	0	0.00	0	0.00	0	0.00	0	0.00
37	UTKARSH MICRO FINANCE	0	0.00	0	0.00	0	0.00	0	0.00	0	0.00
38	IDFC Bank	0	0.00	0	0.00	0	0.00	0	0.00	0	0.00
G	Total Private Bank	0	0.00	0	0.00	0	0.00	0	0.00	0	0.00
H	Total All Bank (F+G)	1108	1303.39	141	28.07	2703	3495.41	487	554.78	4439	5381.65

FOREX BUSINESS

OUTSTANDING FOR THE QUARTER ENDED 31ST MARCH 2020

(₹ in Lacs)

S. No.	Name of the Bank	No. of Branches handling FOREX Business	Outstanding level of Export Business			Outstanding level of Import Business		
			31/03/2018	31/03/2019	as on March 2020	31/03/2018	31/03/2019	as on March 2020
			Amt.	Amt.	Amt.	Amt.	Amt.	Amt.
1	State Bank of India	9	3262.00	262.00	262.00	12337.61	8620.34	5960.10
2	Punjab National Bank	5	17273.63	20257.00	22355.00	25135.34	52098.00	38732.00
3	Bank of Baroda	1	325.62	325.62	408.20	639.34	639.34	393.19
A	Total Lead Banks	15	20861.25	20844.62	23025.20	38112.29	61357.68	45085.29
4	Oriental Bank of Comm.	0	0.00	0.00	0.00	0.00	0.00	0.00
5	Union Bank of India	1	1806.25	523.01	533.12	13010.20	2641.41	2662.52
6	Canara Bank	0	0.00	0.00	0.00	0.00	0.00	0.00
7	Central Bank of India	0	0.00	0.00	0.00	0.00	0.00	0.00
8	Punjab & Sind Bank	0	0.00	0.00	0.00	0.00	0.00	0.00
9	Allahabad Bank	1	0.00	0.00	1990.52	0.00	0.00	325.80
10	UCO Bank	0	0.00	0.00	0.00	0.00	0.00	0.00
11	Indian Overseas Bank	0	0.00	0.00	0.00	0.00	0.00	0.00
12	Bank of India	0	0.00	0.00	0.00	0.00	0.00	0.00
13	Syndicate Bank	1	0.00	0.00	0.00	0.00	0.00	0.00
14	Corporation Bank	0	0.00	0.00	0.00	0.00	0.00	0.00
15	Andhra bank	0	0.00	0.00	0.00	0.00	0.00	0.00
16	Indian Bank	0	0.00	0.00	0.00	0.00	0.00	0.00
17	United Bank of India	0	0.00	0.00	0.00	0.00	0.00	0.00
18	Bank of Maharashtra	0	0.00	0.00	0.00	0.00	0.00	0.00
B	Total Non-Lead Banks	3	1806.25	523.01	2523.64	13010.20	2641.41	2988.32
C	Total N. Banks (A + B)	18	22667.50	21367.63	25548.84	51122.49	63999.09	48073.61
19	Uttarakhand G.B	0	0.00	0.00	0.00	0.00	0.00	0.00
20	Prathama U.P Gramin Bank	0	0.00	0.00	0.00	0.00	0.00	0.00
D	Total R.R.B.	0	0.00	0.00	0.00	0.00	0.00	0.00
21	Co-operative Bank	0	0.00	0.00	0.00	0.00	0.00	0.00
E	Total Cooperative	0	0.00	0.00	0.00	0.00	0.00	0.00
F	Total (C+D+E)	18	22667.50	21367.63	25548.84	51122.49	63999.09	48073.61
22	Nainital Bank	0	0.00	0.00	0.00	0.00	0.00	0.00
23	Axis Bank	2	75.85	56.55	134.77	15.34	0.00	15.00
24	ICICI bank	0	0.00	0.00	0.00	0.00	0.00	0.00
25	IDBI Bank	0	0.00	0.00	0.00	0.00	0.00	0.00
26	HDFC Bank	0	0.00	0.00	0.00	0.00	0.00	0.00
27	The J & K Bank	0	0.00	0.00	0.00	0.00	0.00	0.00
28	Fedral Bank Ltd	1	0.00	0.00	0.00	0.00	0.00	0.00
29	IndusInd Bank	0	0.00	0.00	0.00	0.00	0.00	0.00
30	The Karnataka bank	0	0.00	0.00	0.00	0.00	0.00	0.00
31	The South Indian Bank Ltd	0	0.00	0.00	0.00	0.00	0.00	0.00
32	Standard Chartered Bank	0	0.00	0.00	0.00	0.00	0.00	0.00
33	Yes Bank	0	0.00	0.00	0.00	0.00	0.00	0.00
34	Kotak Mahinda	0	0.00	0.00	0.00	0.00	0.00	0.00
35	BANDHAN BANK	0	0.00	0.00	0.00	0.00	0.00	0.00
36	UJJIVAN FINANCIAL SERVICES	0	0.00	0.00	0.00	0.00	0.00	0.00
37	UTKARSH MICRO FINANCE	0	0.00	0.00	0.00	0.00	0.00	0.00
38	IDFC Bank	1	0.00	0.00	0.00	0.00	0.00	0.00
G	Total Private Bank	4	75.85	56.55	134.77	15.34	0.00	15.00
H	Total All Bank (F+G)	22	22743.35	21424.18	25683.61	51137.83	63999.09	48088.61

NRI DEPOSITS
OUTSTANDING FOR THE QUARTER ENDED 31ST MARCH 2020

(₹ in Lacs)

S. No.	Name of the Bank	No. of Branches handling FOREX Business	Resident NRI Deposit		Non Resident NRI Deposit		Total	
			No.	Amt.	No.	Amt.	No.	Amt.
1	State Bank of India	9	5003	16145.91	14865	93976.08	19868	110121.99
2	Punjab National Bank	5	3740	8788.36	1724	6265.68	5464	15054.04
3	Bank of Baroda	1	2786	18044.47	1174	5882.31	3960	23926.78
A	Total Lead Banks	15	11529	42978.74	17763	106124.07	29292	149102.81
4	Oriental Bank of Comm.	0	185	6629.45	647	1601.67	832	8231.12
5	Union Bank of India	1	29	798.75	70	24.45	99	823.20
6	Canara Bank	1	0	0.00	2372	6694.18	2372	6694.18
7	Central Bank of India	0	0	0.00	153	21.93	153	21.93
8	Punjab & Sind Bank	0	0	0.00	0	0.00	0	0.00
9	Allahabad Bank	1	0	0.00	171	443.79	171	443.79
10	UCO Bank	0	48	309.51	0	0.00	48	309.51
11	Indian Overseas Bank	0	159	356.59	427	1076.25	586	1432.84
12	Bank of India	0	4	150.11	1641	5786.61	1645	5936.72
13	Syndicate Bank	0	116	207.04	33	179.75	149	386.79
14	Corporation Bank	0	0	0.00	334	1024.18	334	1024.18
15	Andhra bank	0	0	0.00	64	345.88	64	345.88
16	Indian Bank	0	375	1449.48	0	0.00	375	1449.48
17	United Bank of India	0	0	0.00	32	178.97	32	178.97
18	Bank of Maharashtra	0	3	1.45	0	0.00	3	1.45
B	Total Non-Lead Banks	3	919	9902.38	5944	17377.66	6863	27280.04
C	Total N. Banks (A + B)	18	12448	52881.12	23707	123501.73	36155	176382.85
19	Uttarakhand G.B	0	0	0.00	14	6.69	14	6.69
20	Prathama U.P Gramin Bank	0	0	0.00	0	0.00	0	0.00
D	Total R.R.B.	0	0	0.00	14	6.69	14	6.69
21	Co-operative Bank	0	0	0.00	0	0.00	0	0.00
E	Total Cooperative	0	0	0.00	0	0.00	0	0.00
F	Total (C+D+E)	18	12448	52881.12	23721	123508.42	36169	176389.54
22	Nainital Bank	0	0	0.00	0	0.00	0	0.00
23	Axis Bank	2	0	0.00	287	18891.70	287	18891.70
24	ICICI bank	0	0	0.00	0	0.00	0	0.00
25	IDBI Bank	0	0	0.00	961	2322.60	961	2322.60
26	HDFC Bank	0	0	0.00	3615	42896.00	3615	42896.00
27	The J & K Bank	0	0	0.00	0	0.00	0	0.00
28	Fedral Bank Ltd	1	0	0.00	329	2103.00	329	2103.00
29	IndusInd Bank	0	0	0.00	559	3818.00	559	3818.00
30	The Karnataka bank	0	0	0.00	73	304.09	73	304.09
31	The South Indian Bank Ltd	0	0	0.00	0	0.00	0	0.00
32	Standard Chartered Bank	0	0	0.00	0	0.00	0	0.00
33	Yes Bank	0	0	0.00	0	0.00	0	0.00
34	Kotak Mahinda	0	0	0.00	838	10803.00	838	10803.00
35	BANDHAN BANK	0	0	0.00	0	0.00	0	0.00
36	UJJIVAN FINANCIAL SERVICES	0	0	0.00	0	0.00	0	0.00
37	UTKARSH MICRO FINANCE	0	0	0.00	0	0.00	0	0.00
38	IDFC Bank	1	0	0.00	305	1721.00	305	1721.00
G	Total Private Bank	4	0	0.00	6967	82859.39	6967	82859.39
H	Total All Bank (F+G)	22	12448	52881.12	30688	206367.81	43136	259248.93

FINANCING TO WOMEN BENEFICIARIES
POSITION AS ON 31ST MARCH 2020

(₹ in Lacs)

S. No.	Name of the Bank	Amount of loan disbursed to women beneficiaries under Govt. Sponsored Sch.		Amount of loan disbursed to women beneficiaries under Banks Gen. Sch.		Total Amount of loan disbursed to women beneficiaries		% flow to women	Total outstanding to women beneficiaries under all types of finances \$\$	
		No.	Amt.	No.	Amt.	No.	Amt.		No.	Amt.
1	State Bank of India	805	1533.20	1736	3301.44	2541	4834.64	41.29	12906	11709.43
2	Punjab National Bank	843	699.61	3692	9697.72	4535	10397.33	18.44	27432	56372.35
3	Bank of Baroda	238	874.68	1501	6938.40	1739	7813.08	28.04	10560	27860.80
A	Total Lead Banks	1886	3107.49	6929	19937.56	8815	23045.05	24.02	50898	95942.58
4	Oriental Bank of Comm.	94	96.91	910	3974.84	1004	4071.75	15.34	7059	26545.29
5	Union Bank of India	6	40.65	975	16955.60	981	16996.25	108.48	8063	15666.96
6	Canara Bank	121	350.18	615	2432.75	736	2782.93	8.84	5400	31477.42
7	Central Bank of India	21	62.59	62	304.37	83	366.96	4.74	2475	7745.25
8	Punjab & Sind Bank	41	83.05	461	2494.50	502	2577.55	21.43	2836	12027.68
9	Allahabad Bank	14	45.19	169	642.18	183	687.37	4.16	6030	16516.81
10	UCO Bank	232	302.21	2573	7744.10	2805	8046.31	144.79	1704	5557.13
11	Indian Overseas Bank	34	147.53	281	785.82	315	933.35	52.51	550	1777.52
12	Bank of India	117	780.80	367	1333.08	484	2113.88	32.53	1820	6498.89
13	Syndicate Bank	15	19.39	224	549.77	239	569.16	4.44	2488	12832.95
14	Corporation Bank	0	0.00	921	2258.45	921	2258.45	50.12	1295	4505.90
15	Andhra bank	274	1775.49	153	876.90	427	2652.39	51.45	738	5155.26
16	Indian Bank	0	0.00	255	859.77	255	859.77	104.41	235	823.43
17	United Bank of India	0	0.00	121	778.00	121	778.00	130.98	108	594.00
18	Bank of Maharashtra	5	162.90	97	204.35	102	367.25	54.52	134	673.58
B	Total Non-Lead Banks	974	3866.89	8184	42194.48	9158	46061.37	31.04	40935	148398.07
C	Total N. Banks (A + B)	2860	6974.38	15113	62132.04	17973	69106.42	28.28	91833	244340.65
19	Uttarakhand G.B	635	741.49	7255	22420.27	7890	23161.76	56.33	14845	41118.69
20	Prathama U.P Gramin Bank	0	0.00	65	25.65	65	25.65	24.29	301	105.60
D	Total R.R.B.	635	741.49	7320	22445.92	7955	23187.41	56.25	15146	41224.29
21	Co-operative Bank	825	560.66	1201	2739.80	2026	3300.46	10.18	13125	32435.60
E	Total Cooperative	825	560.66	1201	2739.80	2026	3300.46	10.18	13125	32435.60
F	Total (C+D+E)	4320	8276.53	23634	87317.76	27954	95594.29	30.06	120104	318000.54
22	Nainital Bank	317	442.79	965	4273.39	1282	4716.18	62.20	3662	7582.17
23	Axis Bank	0	0.00	3286	6244.25	3286	6244.25	95.56	5890	6534.39
24	ICICI bank	0	0.00	6365	34309.14	6365	34309.14	33.19	9701	103373.96
25	IDBI Bank	10	11.00	460	1864.07	470	1875.07	29.49	1824	6357.91
26	HDFC Bank	0	0.00	27966	16213.56	27966	16213.56	69.82	46670	23221.22
27	The J & K Bank	0	0.00	130	831.07	130	831.07	0.00	0	0.00
28	Fedral Bank Ltd	0	0.00	0	0.00	0	0.00	0.00	0	0.00
29	IndusInd Bank	0	0.00	0	0.00	0	0.00	0.00	0	0.00
30	The Karnataka bank	0	0.00	172	1070.02	172	1070.02	0.00	0	0.00
31	The South Indian Bank Ltd	0	0.00	0	0.00	0	0.00	0.00	0	0.00
32	Standard Chartered Bank	0	0.00	0	0.00	0	0.00	0.00	0	0.00
33	Yes Bank	0	0.00	4224	731.55	4224	731.55	0.00	0	0.00
34	Kotak Mahinda	0	0.00	0	0.00	0	0.00	0.00	0	0.00
35	BANDHAN BANK	0	0.00	0	0.00	0	0.00	0.00	0	0.00
36	UJJIVAN FINANCIAL SERVICES	0	0.00	15088	5386.79	15088	5386.79	103.51	23083	5204.11
37	UTKARSH MICRO FINANCE	0	0.00	35854	10225.00	35854	10225.00	97.22	49971	10517.00
38	IDFC Bank	0	0.00	0	0.00	0	0.00	0.00	8	225.00
G	Total Private Bank	327	453.79	94510	81148.84	94837	81602.63	50.06	140809	163015.76
H	Total All Bank (F+G)	4647	8730.32	118144	168466.60	122791	177196.92	36.84	260913	481016.30

BANK FINANCES TO MINORITY COMMUNITIES
OUTSTANDING AS ON 31ST MARCH 2020
COMMUNITYWISE OUTSTANDING

(₹ in Lacs)

S. No	Name of the Bank	Christians		Muslims		Sikhs	
		1		2		3	
		A/cs	Amt.	A/cs	Amt.	A/cs	Amt.
1	State Bank of India	504	1107.26	45484	71818.08	4775	15883.39
2	Punjab National Bank	731	2058.23	17166	38606.38	5616	51560.96
3	Bank of Baroda	290	1266.38	5627	22684.91	9374	49918.81
A	Total Lead Banks	1525	4431.87	68277	133109.37	19765	117363.16
4	Oriental Bank of Comm.	104	452.4	4280	11292.82	3519	15725.29
5	Union Bank of India	170	247.8	3748	7809.79	2023	7270.29
6	Canara Bank	108	185.14	2611	8868	1122	5713.25
7	Central Bank of India	57	140.26	837	3223.46	293	1807.95
8	Punjab & Sind Bank	27	98.5	1681	6753.67	5625	23168.63
9	Allahabad Bank	234	388.78	2777	4761.16	5069	11932.25
10	UCO Bank	167	186.37	344	471.03	566	668.59
11	Indian Overseas Bank	33	280.73	824	2709.21	272	802.61
12	Bank of India	56	124.9	1177	4057.5	995	3482.33
13	Syndicate Bank	112	86.84	905	1748.67	674	1601.92
14	Corporation Bank	31	64.4	916	2356.18	1148	4309.3
15	Andhra bank	59	154.26	720	3020	277	863.93
16	Indian Bank	24	402.78	326	648.16	44	180.66
17	United Bank of India	0	0	108	221.5	0	0
18	Bank of Maharashtra	1	28.15	32	190.49	21	300.85
B	Total Non-Lead Banks	1183	2841.31	21286	58131.64	21648	77827.85
C	Total N. Banks (A + B)	2708	7273.18	89563	191241.01	41413	195191.01
19	Uttarakhand G.B	242	398.95	2743	4871.46	1589	2664.33
20	Prathama U.P Gramin Bank	0	0	257	165.3	0	0
D	Total R.R.B.	242	398.95	3000	5036.76	1589	2664.33
21	Co-operative Bank	9	31.25	9444	9314.35	2805	2476.79
E	Total Cooperative	9	31.25	9444	9314.35	2805	2476.79
F	Total (C+D+E)	2959	7703.38	102007	205592.12	45807	200332.13
22	Nainital Bank	107	245.3	2539	6085.38	2509	12697.04
23	Axis Bank	17	85.25	1867	6843.49	2570	31905.95
24	ICICI bank	65	364.94	1946	7285.04	1021	7739.84
25	IDBI Bank	51	247.78	1194	8242.32	268	3113.65
26	HDFC Bank	51	23.3	11207	6177.95	2908	19194.33
27	The J & K Bank	0	0	81	870.97	9	88.89
28	Fedral Bank Ltd	0	0	2	0.4	1	0.44
29	IndusInd Bank	46	8.99	17383	7871.1	52	303.74
30	The Karnataka bank	5	19.26	65	146.74	16	63.83
31	The South Indian Bank Ltd	0	0	0	0	0	0
32	Standard Chartered Bank	0	0	0	0	0	0
33	Yes Bank	0	0	34	975.78	2	22.29
34	Kotak Mahinda	1	14.08	130	170.45	264	6352.9
35	BANDHAN BANK	70	32.24	37425	16691.01	945	500.4
36	UJJIVAN FINANCIAL SERVICES	45	10.68	6745	1459.18	218	51.61
37	UTKARSH MICRO FINANCE	74	10.62	3075	520.13	404	140.45
38	IDFC Bank	1	2.75	1	2	2	3.91
G	Total Private Bank	533	1065.19	83694	63341.94	11189	82179.27
H	Total All Bank (F+G)	3492	8768.57	185701	268934.06	56996	282511.40

Contd.

(₹ in Lacs)

S. No.	Name of the Bank	Others		Total Adv. (1 to 4)		Total PSA in Uttarakhand		% Share to total PSA in Uttarakhand
		4		A/cs	Amt.	A/cs	Amt.	
		A/cs	Amt.					
1	State Bank of India	35854	47192.17	86617	136,000.90	126628	510217.00	26.66
2	Punjab National Bank	948	4403.38	24461	96,628.95	128503	470517.00	20.54
3	Bank of Baroda	1222	17435.84	16513	91,305.94	52048	269500.30	33.88
A	Total Lead Banks	38024	69031.39	127591	323,935.79	307179	1250234.30	25.91
4	Oriental Bank of Comm.	59	374.40	7962	27,844.91	30526	137530.00	20.25
5	Union Bank of India	2973	1629.10	8914	16,956.98	33529	142258.56	11.92
6	Canara Bank	368	626.00	4209	15,392.39	26419	120436.40	12.78
7	Central Bank of India	51	651.86	1238	5,823.53	12736	43667.00	13.34
8	Punjab & Sind Bank	509	1599.12	7842	31,619.92	12588	53468.10	59.14
9	Allahabad Bank	7	12.59	8087	17,094.78	13985	64700.00	26.42
10	UCO Bank	1587	5401.65	2664	6,727.64	17887	41212.02	16.32
11	Indian Overseas Bank	511	5732.27	1640	9,524.82	12138	46665.40	20.41
12	Bank of India	129	177.22	2357	7,841.95	13997	59781.00	13.12
13	Syndicate Bank	14	27.57	1705	3,465.00	7358	43978.00	7.88
14	Corporation Bank	46	223.94	2141	6,953.82	5558	24803.30	28.04
15	Andhra bank	1237	11993.50	2293	16,031.69	2615	21916.20	73.15
16	Indian Bank	3	7.14	397	1,238.74	2518	8626.10	14.36
17	United Bank of India	0	0.00	108	221.50	1077	8791.00	2.52
18	Bank of Maharashtra	63	1126.65	117	1,646.14	399	4056.00	40.59
B	Total Non-Lead Banks	7557	29583.01	51674	168,383.81	193330	821889.08	20.49
C	Total N. Banks (A + B)	45581	98614.40	179265	492,319.60	500509	2072123.38	23.76
19	Uttarakhand G.B	100	100.38	4674	8,035.12	89148	151714.00	5.30
20	Prathama U.P Gramin Bank	0	0.00	257	165.30	1019	902.00	18.33
D	Total R.R.B.	100	100.38	4931	8,200.42	90167	152616.00	5.37
21	Co-operative Bank	1	2.98	12259	11,825.37	367395	297731.00	3.97
E	Total Cooperative	1	2.98	12259	11,825.37	367395	297731.00	3.97
F	Total (C+D+E)	45682	98717.76	196455	512,345.39	958071	2522470.38	20.31
22	Nainital Bank	14	20.44	5169	19,048.16	18293	122162.82	15.59
23	Axis Bank	0	0.00	4454	38,834.69	3993	40310.33	96.34
24	ICICI bank	51	520.80	3083	15,910.62	10240	89807.00	17.72
25	IDBI Bank	244	2920.61	1757	14,524.36	8086	56412.00	25.75
26	HDFC Bank	28	74.25	14194	25,469.83	59136	174098.00	14.63
27	The J & K Bank	3	29.76	93	989.62	354	2959.00	33.44
28	Fedral Bank Ltd	0	0.00	3	0.84	25	158.50	0.53
29	IndusInd Bank	24	108.49	17505	8,292.32	31539	23300.00	35.59
30	The Karnataka bank	274	4621.00	360	4,850.83	465	7669.90	63.24
31	The South Indian Bank Ltd	0	0.00	0	0.00	145	1478.00	0.00
32	Standard Chartered Bank	0	0.00	0	0.00	0	0.00	0.00
33	Yes Bank	24	2015.31	60	3,013.38	4993	46894.30	6.43
34	Kotak Mahinda	0	0.00	395	6,537.43	957	33889.00	19.29
35	BANDHAN BANK	17	10.08	38457	17,233.73	78352	43369.00	39.74
36	UJJIVAN FINANCIAL SERVICES	17454	4141.40	24462	5,662.87	22958	5578.03	101.52
37	UTKARSH MICRO FINANCE	5	0.45	3558	671.65	54197	11422.00	5.88
38	IDFC Bank	0	0.00	4	8.66	175	5436.00	0.16
G	Total Private Bank	18138	14462.59	113554	161,048.99	293908	664943.88	24.22
H	Total All Bank (F+G)	63820	113,180.35	310009	673,394.38	1251979	3187414.26	21.13

STATEMENT OF WEAVERS CREDIT CARD
STATEMENT OF WEAVERS CREDIT CARD 31ST MARCH 2020

S.No.	Name of the Bank	Target (2019 - 20)	Received		Sanctioned		Rejected		Pending		Outstanding	
		No.	No.	Amt.	No.	Amt.	No	Amt.	No	Amt.	No.	Amt.
1	State Bank of India	309	0	0.00	0	0.00	0	0.00	0	0.00	98	135.29
2	Punjab National Bank	207	8	6.00	4	4.50	4	4.00	0	0.00	93	46.11
3	Bank of Baroda	125	0	0.00	0	0.00	0	0.00	0	0.00	0	0.00
A	Total Lead Banks	641	8	6.00	4	4.50	4	4.00	0	0.00	191	181.40
4	Oriental Bank of Comm.	56	0	0.00	0	0.00	0	0.00	0	0.00	26	9.80
5	Union Bank of India	61	0	0.00	0	0.00	0	0.00	0	0.00	0	0.00
6	Canara Bank	57	1	0.95	1	0.95	0	0.00	0	0.00	6	2.11
7	Central Bank of India	29	0	0.00	0	0.00	0	0.00	0	0.00	38	28.75
8	Punjab & Sind Bank	32	0	0.00	0	0.00	0	0.00	0	0.00	0	0.00
9	Allahabad Bank	29	0	0.00	0	0.00	0	0.00	0	0.00	0	0.00
10	UCO Bank	40	0	0.00	0	0.00	0	0.00	0	0.00	1	1.50
11	Indian Overseas Bank	34	0	0.00	0	0.00	0	0.00	0	0.00	0	0.00
12	Bank of India	24	0	0.00	0	0.00	0	0.00	0	0.00	0	0.00
13	Syndicate Bank	26	0	0.00	0	0.00	0	0.00	0	0.00	7	11.00
14	Corporation Bank	0	0	0.00	0	0.00	0	0.00	0	0.00	0	0.00
15	Andhra bank	0	0	0.00	0	0.00	0	0.00	0	0.00	0	0.00
16	Indian Bank	0	0	0.00	0	0.00	0	0.00	0	0.00	0	0.00
17	United Bank of India	0	0	0.00	0	0.00	0	0.00	0	0.00	0	0.00
18	Bank of Maharashtra	0	0	0.00	0	0.00	0	0.00	0	0.00	0	0.00
B	Total Non-Lead Banks	388	1	0.95	1	0.95	0	0.00	0	0.00	78	53.16
C	Total N. Banks (A + B)	1029	9	6.95	5	5.45	4	4.00	0	0.00	269	234.56
19	Uttarakhand G.B	211	1	1.30	1	1.30	0	0.00	0	0.00	66	23.87
20	Prathama U.P Gramin Bank	0	0	0.00	0	0.00	0	0.00	0	0.00	0	0.00
D	Total R.R.B.	211	1	1.30	1	1.30	0	0.00	0	0.00	66	23.87
21	Co-operative Bank	188	0	0.00	0	0.00	0	0.00	0	0.00	4	1.76
E	Total Cooperative	188	0	0.00	0	0.00	0	0.00	0	0.00	4	1.76
F	Total (C+D+E)	1428	10	8.25	6	6.75	4	4.00	0	0.00	339	260.19
22	Nainital Bank	50	0	0.00	0	0.00	0	0.00	0	0.00	0	0.00
23	Axis Bank	0	0	0.00	0	0.00	0	0.00	0	0.00	0	0.00
24	ICICI bank	0	0	0.00	0	0.00	0	0.00	0	0.00	0	0.00
25	IDBI Bank	23	0	0.00	0	0.00	0	0.00	0	0.00	0	0.00
26	HDFC Bank	0	0	0.00	0	0.00	0	0.00	0	0.00	0	0.00
27	The J & K Bank	0	0	0.00	0	0.00	0	0.00	0	0.00	0	0.00
28	Fedral Bank Ltd	0	0	0.00	0	0.00	0	0.00	0	0.00	0	0.00
29	IndusInd Bank	0	0	0.00	0	0.00	0	0.00	0	0.00	0	0.00
30	The Karnataka bank	0	0	0.00	0	0.00	0	0.00	0	0.00	0	0.00
31	The South Indian Bank Ltd	0	0	0.00	0	0.00	0	0.00	0	0.00	0	0.00
32	Standard Chartered Bank	0	0	0.00	0	0.00	0	0.00	0	0.00	0	0.00
33	Yes Bank	0	0	0.00	0	0.00	0	0.00	0	0.00	0	0.00
34	Kotak Mahinda	0	0	0.00	0	0.00	0	0.00	0	0.00	0	0.00
35	BANDHAN BANK	0	0	0.00	0	0.00	0	0.00	0	0.00	0	0.00
36	UJJIVAN FINANCIAL SERVICES	0	0	0.00	0	0.00	0	0.00	0	0.00	0	0.00
37	UTKARSH MICRO FINANCE	0	0	0.00	0	0.00	0	0.00	0	0.00	0	0.00
38	IDFC Bank	0	0	0.00	0	0.00	0	0.00	0	0.00	0	0.00
G	Total Private Bank	73	0	0.00	0	0.00	0	0.00	0	0.00	0	0.00
H	Total All Bank (F+G)	1501	10	8.25	6	6.75	4	4.00	0	0.00	339	260.19

GOVT SPONSORED POVERTY ALLEVIATION PROGRAMME

RECOVERY POSITION AS ON 31ST MARCH 2020

(₹ in Lacs)

S. No.	Name of the Bank	Name of the Scheme											
		PMRY				SCP				SLRS			
		Demand Raised	Amt Recovered	Amt Over Due	R/D (%)	Demand Raised	Amt Recovered	Amt Over Due	R/D (%)	Demand Raised	Amt Recovered	Amt Over Due	R/D (%)
1	State Bank of India	1985.91	1070.59	915.32	53.91	1038.96	669.99	368.97	64.49	1742.08	806.45	935.63	46.29
2	Punjab National Bank	780.78	349.21	431.57	44.73	256.31	167.00	89.31	65.16	0.00	0.00	0.00	0.00
3	Bank of Baroda	31.41	3.58	27.83	11.40	3.27	1.36	1.91	41.59	0.00	0.00	0.00	0.00
A	Total Lead Banks	2798.10	1423.38	1374.72	50.87	1298.54	838.35	460.19	64.56	1742.08	806.45	935.63	46.29
4	Oriental Bank of Comm.	6.84	1.06	5.78	15.50	10.62	7.25	3.37	68.27	0.00	0.00	0.00	0.00
5	Union Bank of India	0.00	0.00	0.00	0.00	0.00	0.00	0.00	0.00	0.00	0.00	0.00	0.00
6	Canara Bank	0.00	0.00	0.00	0.00	0.00	0.00	0.00	0.00	0.00	0.00	0.00	0.00
7	Central Bank of India	18.66	5.15	13.51	27.60	11.29	4.52	6.77	40.04	0.00	0.00	0.00	0.00
8	Punjab & Sind Bank	0.00	0.00	0.00	0.00	0.00	0.00	0.00	0.00	0.00	0.00	0.00	0.00
9	Allahabad Bank	18.92	6.22	12.70	32.88	9.20	3.18	6.02	34.57	0.61	0.61	0.00	100.00
10	UCO Bank	3.07	2.03	1.04	66.12	0.00	0.00	0.00	0.00	0.55	0.38	0.17	69.09
11	Indian Overseas Bank	0.00	0.00	0.00	0.00	0.00	0.00	0.00	0.00	0.00	0.00	0.00	0.00
12	Bank of India	157.90	156.68	1.22	99.23	29.69	28.94	0.75	97.47	0.00	0.00	0.00	0.00
13	Syndicate Bank	24.95	11.52	13.43	46.17	5.47	2.50	2.97	45.70	0.00	0.00	0.00	0.00
14	Corporation Bank	0.00	0.00	0.00	0.00	0.00	0.00	0.00	0.00	0.00	0.00	0.00	0.00
15	Andhra bank	0.00	0.00	0.00	0.00	0.00	0.00	0.00	0.00	0.00	0.00	0.00	0.00
16	Indian Bank	0.40	0.09	0.31	22.50	144.42	67.99	76.43	47.08	0.22	0.05	0.17	22.73
17	United Bank of India	0.00	0.00	0.00	0.00	0.00	0.00	0.00	0.00	0.00	0.00	0.00	0.00
18	Bank of Maharashtra	32.00	0.00	32.00	0.00	13.00	0.00	13.00	0.00	16.00	0.00	16.00	0.00
B	Total Non-Lead Banks	262.74	182.75	79.99	69.56	223.69	114.38	109.31	51.13	17.38	1.04	16.34	5.98
C	Total N. Banks (A + B)	3060.84	1606.13	1454.71	52.47	1522.23	952.73	569.50	62.59	1759.46	807.49	951.97	45.89
19	Uttarakhand G.B	1077.51	855.76	221.75	79.42	132.72	79.98	52.74	60.26	0.00	0.00	0.00	0.00
20	Prathama U.P Gramin Bank	0.00	0.00	0.00	0.00	0.00	0.00	0.00	0.00	0.00	0.00	0.00	0.00
D	Total R.R.B.	1077.51	855.76	221.75	79.42	132.72	79.98	52.74	60.26	0.00	0.00	0.00	0.00
21	Co-operative Bank	76.50	51.84	24.66	67.76	320.26	221.07	99.19	69.03	0.00	0.00	0.00	0.00
E	Total Cooperative	76.50	51.84	24.66	67.76	320.26	221.07	99.19	69.03	0.00	0.00	0.00	0.00
F	Total (C+D+E)	4214.85	2513.73	1701.12	59.64	1975.21	1253.78	721.43	63.48	1759.46	807.49	951.97	45.89
22	Nainital Bank	3.59	0.38	3.21	10.58	1.07	0.28	0.79	26.17	0.00	0.00	0.00	0.00
23	Axis Bank	0.00	0.00	0.00	0.00	0.00	0.00	0.00	0.00	0.00	0.00	0.00	0.00
24	ICICI bank	0.00	0.00	0.00	0.00	0.00	0.00	0.00	0.00	0.00	0.00	0.00	0.00
25	IDBI Bank	7.83	3.18	4.65	40.61	0.00	0.00	0.00	0.00	0.00	0.00	0.00	0.00
26	HDFC Bank	0.00	0.00	0.00	0.00	0.00	0.00	0.00	0.00	0.00	0.00	0.00	0.00
27	The J & K Bank	0.00	0.00	0.00	0.00	0.00	0.00	0.00	0.00	0.00	0.00	0.00	0.00
28	Fedral Bank Ltd	0.00	0.00	0.00	0.00	0.00	0.00	0.00	0.00	0.00	0.00	0.00	0.00
29	IndusInd Bank	0.00	0.00	0.00	0.00	0.00	0.00	0.00	0.00	0.00	0.00	0.00	0.00
30	The Karnataka bank	0.00	0.00	0.00	0.00	0.00	0.00	0.00	0.00	0.00	0.00	0.00	0.00
31	The South Indian Bank Ltd	0.00	0.00	0.00	0.00	0.00	0.00	0.00	0.00	0.00	0.00	0.00	0.00
32	Standard Chartered Bank	0.00	0.00	0.00	0.00	0.00	0.00	0.00	0.00	0.00	0.00	0.00	0.00
33	Yes Bank	0.00	0.00	0.00	0.00	0.00	0.00	0.00	0.00	0.00	0.00	0.00	0.00
34	Kotak Mahinda	0.00	0.00	0.00	0.00	0.00	0.00	0.00	0.00	0.00	0.00	0.00	0.00
35	BANDHAN BANK	0.00	0.00	0.00	0.00	0.00	0.00	0.00	0.00	0.00	0.00	0.00	0.00
36	UJJIVAN FINANCIAL SERVICES	0.00	0.00	0.00	0.00	0.00	0.00	0.00	0.00	0.00	0.00	0.00	0.00
37	UTKARSH MICRO FINANCE	0.00	0.00	0.00	0.00	0.00	0.00	0.00	0.00	0.00	0.00	0.00	0.00
38	IDFC Bank	0.00	0.00	0.00	0.00	0.00	0.00	0.00	0.00	0.00	0.00	0.00	0.00
G	Total Private Bank	11.42	3.56	7.86	31.17	1.07	0.28	0.79	26.17	0.00	0.00	0.00	0.00
H	Total All Bank (F+G)	4226.27	2517.29	1708.98	59.56	1976.28	1254.06	722.22	63.46	1759.46	807.49	951.97	45.89

S. No.	Name of the Bank	Name of Scheme							
		SJSRY				SGSY			
		Demand Raised	Amt Recovered	Amt Over Due	R/D (%)	Demand Raised	Amt Recovered	Amt Over Due	R/D (%)
1	State Bank of India	375.76	172.07	203.69	45.79	370.20	122.20	248.00	33.01
2	Punjab National Bank	135.01	92.68	42.33	68.65	200.49	144.06	56.43	71.85
3	Bank of Baroda	3.41	1.39	2.02	40.76	3.88	1.66	2.22	42.78
A	Total Lead Banks	514.18	266.14	248.04	51.76	574.57	267.92	306.65	46.63
4	Oriental Bank of Comm.	9.29	5.40	3.89	58.13	0.00	0.00	0.00	0.00
5	Union Bank of India	0.00	0.00	0.00	0.00	0.00	0.00	0.00	0.00
6	Canara Bank	0.00	0.00	0.00	0.00	0.00	0.00	0.00	0.00
7	Central Bank of India	32.95	5.71	27.24	17.33	0.89	0.20	0.69	22.47
8	Punjab & Sind Bank	0.00	0.00	0.00	0.00	0.00	0.00	0.00	0.00
9	Allahabad Bank	27.57	9.44	18.13	34.24	41.41	28.16	13.25	68.00
10	UCO Bank	14.03	9.86	4.17	70.28	3.23	1.49	1.74	46.13
11	Indian Overseas Bank	0.00	0.00	0.00	0.00	0.00	0.00	0.00	0.00
12	Bank of India	30.08	30.05	0.03	99.90	0.07	0.05	0.02	71.43
13	Syndicate Bank	13.29	6.11	7.18	45.97	2.50	1.50	1.00	60.00
14	Corporation Bank	0.00	0.00	0.00	0.00	0.00	0.00	0.00	0.00
15	Andhra bank	0.00	0.00	0.00	0.00	0.00	0.00	0.00	0.00
16	Indian Bank	65.62	61.92	3.70	94.36	0.00	0.00	0.00	0.00
17	United Bank of India	0.40	0.17	0.23	42.50	0.00	0.00	0.00	0.00
18	Bank of Maharashtra	14.00	0.00	14.00	0.00	9.00	0.00	9.00	0.00
B	Total Non-Lead Banks	207.23	128.66	78.57	62.09	57.10	31.40	25.70	54.99
C	Total N. Banks (A + B)	721.41	394.80	326.61	54.73	631.67	299.32	332.35	47.39
19	Uttarakhand G.B	77.65	62.38	15.27	80.33	570.98	384.43	186.55	67.33
20	Prathama U.P Gramin Bank	0.00	0.00	0.00	0.00	0.00	0.00	0.00	0.00
D	Total R.R.B.	77.65	62.38	15.27	80.33	570.98	384.43	186.55	67.33
21	Co-operative Bank	0.00	0.00	0.00	0.00	903.05	258.77	644.28	28.66
E	Total Cooperative	0.00	0.00	0.00	0.00	903.05	258.77	644.28	28.66
F	Total (C+D+E)	799.06	457.18	341.88	57.21	2105.70	942.52	1163.18	44.76
22	Nainital Bank	8.03	0.02	8.01	0.25	1.05	0.00	1.05	0.00
23	Axis Bank	0.00	0.00	0.00	0.00	0.00	0.00	0.00	0.00
24	ICICI bank	0.00	0.00	0.00	0.00	0.00	0.00	0.00	0.00
25	IDBI Bank	0.00	0.00	0.00	0.00	0.00	0.00	0.00	0.00
26	HDFC Bank	0.00	0.00	0.00	0.00	0.00	0.00	0.00	0.00
27	The J & K Bank	0.00	0.00	0.00	0.00	0.00	0.00	0.00	0.00
28	Fedral Bank Ltd	0.00	0.00	0.00	0.00	0.00	0.00	0.00	0.00
29	IndusInd Bank	0.00	0.00	0.00	0.00	0.00	0.00	0.00	0.00
30	The Karnataka bank	0.00	0.00	0.00	0.00	0.00	0.00	0.00	0.00
31	The South Indian Bank Ltd	0.00	0.00	0.00	0.00	0.00	0.00	0.00	0.00
32	Standard Chartered Bank	0.00	0.00	0.00	0.00	0.00	0.00	0.00	0.00
33	Yes Bank	0.00	0.00	0.00	0.00	0.00	0.00	0.00	0.00
34	Kotak Mahinda	0.00	0.00	0.00	0.00	0.00	0.00	0.00	0.00
35	BANDHAN BANK	0.00	0.00	0.00	0.00	0.00	0.00	0.00	0.00
36	UJJIVAN FINANCIAL SERVICES	0.00	0.00	0.00	0.00	0.00	0.00	0.00	0.00
37	UTKARSH MICRO FINANCE	0.00	0.00	0.00	0.00	0.00	0.00	0.00	0.00
38	IDFC Bank	0.00	0.00	0.00	0.00	0.00	0.00	0.00	0.00
G	Total Private Bank	8.03	0.02	8.01	0.25	1.05	0.00	1.05	0.00
H	Total All Bank (F+G)	807.09	457.20	349.89	56.65	2106.75	942.52	1164.23	44.74

BANKWISE RECOVERY POSITION OF PRIORITY SECTOR ADVANCES

PROGRESS AS ON 31ST MARCH 2020

(₹ in Lacs)

S. No.	Name of the Bank	Name of the Scheme							
		AGL				MSME			
		Demand Raised	Amount Recovered	Amount Over Due	Recov.(%)	Demand Raised	Amount Recovered	Amount Over Due	Recov.(%)
1	State Bank of India	27998.00	17960.11	10037.89	64.15	4870.20	3433.58	1436.62	70.50
2	Punjab National Bank	22147.34	16958.62	5188.72	76.57	20657.57	11362.16	9295.41	55.00
3	Bank of Baroda	2030.12	714.98	1315.14	35.22	2043.46	884.60	1158.87	43.29
A	Total Lead Banks	52175.46	35633.71	16541.75	68.30	27571.23	15680.34	11890.90	56.87
4	Oriental Bank of Comm.	3052.46	936.29	2116.17	30.67	2809.00	2442.30	366.70	86.95
5	Union Bank of India	4209.56	2922.70	1286.86	69.43	2855.97	1676.87	1179.10	58.71
6	Canara Bank	0.00	0.00	0.00	0.00	0.00	0.00	0.00	0.00
7	Central Bank of India	5340.96	905.92	4435.04	16.96	6303.15	1641.55	4661.60	26.04
8	Punjab & Sind Bank	1822.26	1602.72	219.54	87.95	1764.32	1319.92	444.40	74.81
9	Allahabad Bank	331.54	245.02	86.52	73.90	203.33	141.61	61.72	69.65
10	UCO Bank	425.57	242.65	182.92	57.02	867.50	325.54	541.96	37.53
11	Indian Overseas Bank	2.10	0.20	1.90	9.52	201.84	243.20	-41.36	120.49
12	Bank of India	1192.67	705.98	486.69	59.19	3882.55	3158.12	724.43	81.34
13	Syndicate Bank	34.45	20.51	13.94	59.54	1823.00	611.50	1211.50	33.54
14	Corporation Bank	28.00	33.60	-5.60	120.00	0.00	0.00	0.00	0.00
15	Andhra bank	0.00	0.00	0.00	0.00	0.00	0.00	0.00	0.00
16	Indian Bank	602.20	445.07	157.13	73.91	430.32	252.75	177.57	58.74
17	United Bank of India	0.00	0.00	0.00	0.00	55.49	0.00	55.49	0.00
18	Bank of Maharashtra	22.00	0.65	21.35	2.95	811.00	165.60	645.40	20.42
B	Total Non-Lead Banks	17063.77	8061.31	9002.46	47.24	22007.47	11978.96	10028.51	54.43
C	Total N. Banks (A + B)	69239.23	43695.02	25544.21	63.11	49578.70	27659.30	21919.41	55.79
19	Uttarakhand G.B	15621.45	10341.57	5279.88	66.20	23306.22	18875.93	4430.29	80.99
20	Prathama U.P Gramin Bank	317.00	259.00	58.00	81.70	5.00	4.00	1.00	80.00
D	Total R.R.B.	15938.45	10600.57	5337.88	66.51	23311.22	18879.93	4431.29	80.99
21	Co-operative Bank	98572.72	50063.39	48509.33	50.79	34291.51	31614.04	2677.47	92.19
E	Total Cooperative	98572.72	50063.39	48509.33	50.79	34291.51	31614.04	2677.47	92.19
F	Total (C+D+E)	183750.40	104358.98	79391.42	56.79	107181.43	78153.27	29028.17	72.92
22	Nainital Bank	32022.45	25070.91	6951.54	78.29	2082.07	1184.82	897.25	56.91
23	Axis Bank	12196.10	7996.44	4199.66	65.57	29012.07	25158.39	3853.68	86.72
24	ICICI bank	0.00	0.00	0.00	0.00	0.00	0.00	0.00	0.00
25	IDBI Bank	470.78	335.68	135.10	71.30	415.13	382.90	32.23	92.24
26	HDFC Bank	300.76	278.55	22.21	92.62	4005.19	3742.88	262.31	93.45
27	The J & K Bank	0.00	0.00	0.00	0.00	0.00	0.00	0.00	0.00
28	Fedral Bank Ltd	0.00	0.00	0.00	0.00	0.00	0.00	0.00	0.00
29	IndusInd Bank	25.55	1.85	23.70	7.24	158.18	4.58	153.60	2.90
30	The Karnataka bank	1.00	1.00	0.00	100.00	168.30	1.55	166.75	0.92
31	The South Indian Bank Ltd	0.00	0.00	0.00	0.00	0.00	0.00	0.00	0.00
32	Standard Chartered Bank	0.00	0.00	0.00	0.00	0.00	0.00	0.00	0.00
33	Yes Bank	0.00	0.00	0.00	0.00	0.00	0.00	0.00	0.00
34	Kotak Mahinda	0.00	0.00	0.00	0.00	0.00	0.00	0.00	0.00
35	BANDHAN BANK	0.00	0.00	0.00	0.00	0.00	0.00	0.00	0.00
36	UJJIVAN FINANCIAL SERVICES	314.95	314.15	0.81	99.74	80.31	80.27	0.04	99.94
37	UTKARSH MICRO FINANCE	1890.00	1765.00	125.00	93.39	1407.00	1281.00	126.00	91.04
38	IDFC Bank	0.00	0.00	0.00	0.00	0.00	0.00	0.00	0.00
G	Total Private Bank	47221.59	35763.58	11458.02	75.74	37328.25	31836.39	5491.86	85.29
H	Total All Bank (F+G)	230971.99	140122.56	90849.44	60.67	144509.68	109989.65	34520.03	76.11

S. No.	Name of the Bank	Name of the Scheme				Total Recovery % Under P.S.
		Other Priority Sector				
		Demand Raised	Amount Recovered	Amount Over Due	Recov.(%)	
1	State Bank of India	7405.60	5921.91	1483.69	79.97	67.82
2	Punjab National Bank	3692.25	2063.49	1628.76	55.89	65.35
3	Bank of Baroda	248.26	129.89	118.37	52.32	40.02
A	Total Lead Banks	11346.11	8115.29	3230.82	71.52	65.24
4	Oriental Bank of Comm.	2862.00	2575.00	287.00	89.97	68.25
5	Union Bank of India	956.75	547.54	409.21	57.23	64.16
6	Canara Bank	0.00	0.00	0.00	0.00	0.00
7	Central Bank of India	2456.49	938.62	1517.87	38.21	24.72
8	Punjab & Sind Bank	239.07	171.82	67.25	71.87	80.89
9	Allahabad Bank	117.00	77.88	39.12	66.56	71.26
10	UCO Bank	1094.50	678.75	415.75	62.01	52.23
11	Indian Overseas Bank	67.00	42.42	24.58	63.31	105.49
12	Bank of India	2469.53	2025.94	443.59	82.04	78.07
13	Syndicate Bank	1325.50	850.00	475.50	64.13	46.56
14	Corporation Bank	0.00	0.00	0.00	0.00	120.00
15	Andhra bank	0.00	0.00	0.00	0.00	0.00
16	Indian Bank	595.88	381.22	214.66	63.98	66.26
17	United Bank of India	148.46	0.10	148.36	0.07	0.05
18	Bank of Maharashtra	217.00	129.22	87.78	59.55	28.14
B	Total Non-Lead Banks	12549.18	8418.51	4130.67	67.08	55.13
C	Total N. Banks (A + B)	23895.29	16533.80	7361.49	69.19	61.58
19	Uttarakhand G.B	9273.33	8718.99	554.34	94.02	78.70
20	Prathama U.P Gramin Bank	4.00	3.00	1.00	75.00	81.60
D	Total R.R.B.	9277.33	8721.99	555.34	94.01	78.72
21	Co-operative Bank	24082.60	19948.20	4134.40	82.83	64.75
E	Total Cooperative	24082.60	19948.20	4134.40	82.83	64.75
F	Total (C+D+E)	57255.22	45203.99	12051.23	78.95	65.40
22	Nainital Bank	3127.72	1220.61	1907.11	39.03	73.80
23	Axis Bank	33.49	31.08	2.41	92.80	80.47
24	ICICI bank	0.00	0.00	0.00	0.00	0.00
25	IDBI Bank	278.25	254.60	23.65	91.50	83.60
26	HDFC Bank	782.98	594.58	188.40	75.94	90.71
27	The J & K Bank	515.47	359.17	156.30	69.68	69.68
28	Fedral Bank Ltd	0.00	0.00	0.00	0.00	0.00
29	IndusInd Bank	0.00	0.00	0.00	0.00	3.50
30	The Karnataka bank	5228.00	4965.16	262.84	94.97	92.04
31	The South Indian Bank Ltd	0.00	0.00	0.00	0.00	0.00
32	Standard Chartered Bank	0.00	0.00	0.00	0.00	0.00
33	Yes Bank	0.00	0.00	0.00	0.00	0.00
34	Kotak Mahinda	0.00	0.00	0.00	0.00	0.00
35	BANDHAN BANK	0.00	0.00	0.00	0.00	0.00
36	UJJIVAN FINANCIAL SERVICES	586.80	582.99	3.81	99.35	99.52
37	UTKARSH MICRO FINANCE	0.00	0.00	0.00	0.00	92.39
38	IDFC Bank	0.00	0.00	0.00	0.00	0.00
G	Total Private Bank	10552.71	8008.19	2544.52	75.89	79.50
H	Total All Bank (F+G)	67807.93	53212.18	14595.75	78.47	68.43

POSITION OF PENDING RECOVERY CERTIFICATES

AS ON 31ST MARCH 2020

(₹ in Lacs)

S. No.	Name of the Bank	RCs Pending					
		Less than 1 Year		1 Year to 3 Years		3 Years to 5 Years	
		No.	Amt.	No.	Amt.	No.	Amt.
1	State Bank of India	7821	10350.18	8456	11965.57	2700	1117.22
2	Punjab National Bank	1849	1257.98	1777	785.75	657	519.09
3	Bank of Baroda	107	324.36	266	691.41	17	1.69
A	Total Lead Banks	9777	11932.52	10499	13442.73	3374	1638.00
4	Oriental Bank of Comm.	306	414.18	43	71.67	32	124.87
5	Union Bank of India	301	1271.55	446	1080.66	55	115.88
6	Canara Bank	128	260.79	511	732.11	8	12.56
7	Central Bank of India	187	325.19	54	51.67	26	20.89
8	Punjab & Sind Bank	143	819.82	390	2121.74	95	165.77
9	Allahabad Bank	382	483.30	278	494.28	0	0.00
10	UCO Bank	67	53.52	104	169.03	62	255.70
11	Indian Overseas Bank	394	469.99	212	178.93	0	0.00
12	Bank of India	225	585.67	867	2973.34	4	16.30
13	Syndicate Bank	32	57.73	58	63.31	47	171.55
14	Corporation Bank	33	30.46	18	3.87	1	3.71
15	Andhra bank	10	36.00	0	0.00	0	0.00
16	Indian Bank	34	32.00	6	8.00	0	0.00
17	United Bank of India	0	0.00	0	0.00	0	0.00
18	Bank of Maharashtra	9	31.66	3	5.79	0	0.00
B	Total Non-Lead Banks	2251	4871.86	2990	7954.40	330	887.23
C	Total N. Banks (A + B)	12028	16804.38	13489	21397.13	3704	2525.23
19	Uttarakhand G.B	1790	2202.66	2925	3925.07	1829	1683.63
20	Prathama U.P Gramin Bank	0	0.00	4	7.00	0	0.00
D	Total R.R.B.	1790	2202.66	2929	3932.07	1829	1683.63
21	Co-operative Bank	3002	4305.74	453	470.22	281	254.18
E	Total Cooperative	3002	4305.74	453	470.22	281	254.18
F	Total (C+D+E)	16820	23312.78	16871	25799.42	5814	4463.04
22	Nainital Bank	113	1566.64	158	524.59	78	368.42
23	Axis Bank	76	639.51	0	0.00	0	0.00
24	ICICI bank	0	0.00	4	56.81	0	0.00
25	IDBI Bank	113	159.52	0	0.00	0	0.00
26	HDFC Bank	0	0.00	0	0.00	0	0.00
27	The J & K Bank	0	0.00	0	0.00	0	0.00
28	Fedral Bank Ltd	0	0.00	0	0.00	0	0.00
29	IndusInd Bank	0	0.00	0	0.00	0	0.00
30	The Karnataka bank	0	0.00	0	0.00	0	0.00
31	The South Indian Bank Ltd	0	0.00	0	0.00	0	0.00
32	Standard Chartered Bank	0	0.00	0	0.00	0	0.00
33	Yes Bank	0	0.00	0	0.00	0	0.00
34	Kotak Mahindra	0	0.00	0	0.00	0	0.00
35	BANDHAN BANK	0	0.00	0	0.00	0	0.00
36	UJJIVAN FINANCIAL SERVICES	0	0.00	0	0.00	0	0.00
37	UTKARSH MICRO FINANCE	0	0.00	0	0.00	0	0.00
38	IDFC Bank	0	0.00	0	0.00	0	0.00
G	Total Private Bank	302	2365.67	162	581.40	78	368.42
H	Total All Bank (F+G)	17122	25678.45	17033	26380.82	5892	4831.46

**POSITION OF PENDING RECOVERY CERTIFICATES
AS ON 31ST MARCH 2020**

(₹ in Lacs)

S. No.	Name of the Bank	More than 5 Years		Total RCs Pending		Recovery against RC 01.04.2019 to 31.03.2020		Recovery %
		No.	Amt.	No.	Amt.	No.	Amt.	
		1	State Bank of India	2523	2523.00	21500	25956	
2	Punjab National Bank	486	519.49	4769	3082	412	545.03	17.68
3	Bank of Baroda	0	0.00	390	1017	11	5.84	0.57
A	Total Lead Banks	3009	3042.49	26659	30056	2739	3316.63	11.03
4	Oriental Bank of Comm.	6	22.01	387	633	38	66.14	10.45
5	Union Bank of India	113	128.21	915	2596	32	11.08	0.43
6	Canara Bank	4	18.26	651	1024	0	0.00	0.00
7	Central Bank of India	81	39.30	348	437	16	3.99	0.91
8	Punjab & Sind Bank	108	127.03	736	3234	70	124.93	3.86
9	Allahabad Bank	0	0.00	660	978	116	64.63	6.61
10	UCO Bank	12	18.70	245	497	26	9.07	1.83
11	Indian Overseas Bank	110	396.00	716	1045	48	57.91	5.54
12	Bank of India	0	0.00	1096	3575	118	63.96	1.79
13	Syndicate Bank	6	62.10	143	355	26	4.92	1.39
14	Corporation Bank	2	3.59	54	42	0	0.00	0.00
15	Andhra bank	0	0.00	10	36	0	0.00	0.00
16	Indian Bank	0	0.00	40	40	15	25.00	62.50
17	United Bank of India	0	0.00	0	0	0	0.00	0.00
18	Bank of Maharashtra	30	14.18	42	52	7	7.16	13.87
B	Total Non-Lead Banks	472	829.38	6043	14543	512	438.79	3.02
C	Total N. Banks (A + B)	3481	3871.87	32702	44599	3251	3755.42	8.42
19	Uttarakhand G.B	963	648.71	7507	8460	1263	488.55	5.77
20	Prathama U.P Gramin Bank	0	0.00	4	7	0	0.00	0.00
D	Total R.R.B.	963	648.71	7511	8467	1263	488.55	5.77
21	Co-operative Bank	529	529.00	4265	5559	604	495.00	8.90
E	Total Cooperative	529	529.00	4265	5559	604	495.00	8.90
F	Total (C+D+E)	4973	5049.58	44478	58625	5118	4738.97	8.08
22	Nainital Bank	85	110.62	434	2570	83	475.86	18.51
23	Axis Bank	0	0.00	76	640	19	64.71	10.12
24	ICICI bank	0	0.00	4	57	0	0.00	0.00
25	IDBI Bank	0	0.00	113	160	126	20.92	13.11
26	HDFC Bank	0	0.00	0	0	0	0.00	0.00
27	The J & K Bank	0	0.00	0	0	0	0.00	0.00
28	Fedral Bank Ltd	0	0.00	0	0	0	0.00	0.00
29	IndusInd Bank	0	0.00	0	0	0	0.00	0.00
30	The Karnataka bank	0	0.00	0	0	0	0.00	0.00
31	The South Indian Bank Ltd	0	0.00	0	0	0	0.00	0.00
32	Standard Chartered Bank	0	0.00	0	0	0	0.00	0.00
33	Yes Bank	0	0.00	0	0	0	0.00	0.00
34	Kotak Mahinda	0	0.00	0	0	0	0.00	0.00
35	BANDHAN BANK	0	0.00	0	0	0	0.00	0.00
36	UJJIVAN FINANCIAL SERVICES	0	0.00	0	0	0	0.00	0.00
37	UTKARSH MICRO FINANCE	0	0.00	0	0	0	0.00	0.00
38	IDFC Bank	0	0.00	0	0	0	0.00	0.00
G	Total Private Bank	85	110.62	627	3426	228	561.49	16.39
H	Total All Bank (F+G)	5058	5160.20	45105	62051	5346	5300.46	8.54

STATEMENT OF EDUCATION LOAN
FOR THE YEAR ENDED 31ST MARCH 2020

(₹ in Lacs)

S. No.	Name of the Bank	Outstanding as on March 2019		Fresh sanctions (April 2019 to March 2020)		Out of Fresh sanctions under Priority Sector Loan disbursement only (April 2019 to March 2020)		Recovery & Repayment (April 2019 to March 2020)		Outstanding as on 31.03.2020	
		No.	Amount	No.	Amount			No.	Amount	No.	Amount
1	State Bank of India	14490	44801.16	1003	3400.46	778.00	3003.20	8148	17819.84	7345	30381.78
2	Punjab National Bank	9900	30743.30	1703	3919.70	669.00	3276.36	6445	15981.50	5158	18681.50
3	Bank of Baroda	2735	10180.00	216	974.17	216.00	974.17	2479	5505.69	472	5648.48
A	Total Lead Banks	27125	85724.46	2922	8294.33	1663	7253.73	17072	39307.03	12975	54711.76
4	Oriental Bank of Comm.	1345	4571.82	199	1671.68	199.00	553.66	207	1310.19	1337	4933.31
5	Union Bank of India	936	3878.59	266	774.01	0.00	0.00	57	79.29	1145	4573.31
6	Canara Bank	1260	6071.38	291	1436.85	32.00	243.25	499	2942.00	1052	4566.23
7	Central Bank of India	444	5231.90	72	1054.07	71.00	1154.07	66	3706.74	450	2579.23
8	Punjab & Sind Bank	332	1448.24	35	175.38	34.00	93.85	115	633.88	252	989.74
9	Allahabad Bank	944	3581.27	186	409.23	129.00	171.00	232	1105.87	898	2884.63
10	UCO Bank	241	755.55	24	199.85	22.00	19.08	0	0.00	265	955.40
11	Indian Overseas Bank	469	1031.86	34	114.90	32.00	112.90	60	175.72	443	971.04
12	Bank of India	150	1147.14	64	121.00	0.00	0.00	5	477.00	209	791.14
13	Syndicate Bank	759	1608.98	144	201.82	142.00	144.38	587	825.19	316	985.61
14	Corporation Bank	304	1164.48	11	105.35	9.00	61.08	186	565.59	129	704.24
15	Andhra bank	95	453.70	2	10.51	2.00	9.21	55	226.00	42	238.21
16	Indian Bank	17	74.80	6	87.50	32.00	220.02	6	29.00	17	133.30
17	United Bank of India	0	239.64	20	14.58	3.00	8.40	3	175.00	17	79.22
18	Bank of Maharashtra	30	135.54	11	60.16	8.00	48.95	7	16.20	34	179.50
B	Total Non-Lead Banks	7326	31394.89	1365	6436.89	715	2839.85	2085	12267.67	6606	25564.11
C	Total N. Banks (A + B)	34451	117119.35	4287	14731.22	2378	10093.58	19157	51574.70	19581	80275.87
19	Uttarakhand G.B	681	2194.71	70	422.64	165.00	162.60	77	486.70	674	2130.65
20	Prathama U.P Gramin Bank	2	4.00	0	0.00	0.00	0.00	0	0.00	2	4.00
D	Total R.R.B.	683	2198.71	70	422.64	165	162.60	77	486.70	676	2134.65
21	Co-operative Bank	113	613.80	48	354.51	26.00	267.24	15	132.75	146	835.56
E	Total Cooperative	113	613.80	48	354.51	26	267.24	15	132.75	146	835.56
F	Total (C+D+E)	35247	119931.86	4405	15508.37	2569	10523.42	19249	52194.15	20403	83246.08
22	Nainital Bank	290	791.97	89	548.28	80.00	212.16	36	535.79	343	804.46
23	Axis Bank	15	718.87	86	24.82	3.00	5.57	2	152.00	99	591.69
24	ICICI bank	17	23.36	4	75.00	0.00	0.00	6	47.26	15	51.10
25	IDBI Bank	580	2104.21	31	295.08	30.00	260.08	478	1826.26	133	573.03
26	HDFC Bank	40	61.27	16	28.00	3.00	6.67	38	33.00	18	56.27
27	The J & K Bank	0	27.14	4	13.60	3.00	8.60	3	35.02	1	5.72
28	Fedral Bank Ltd	0	0.00	0	0.00	0.00	0.00	0	0.00	0	0.00
29	IndusInd Bank	0	0.00	0	0.00	0.00	0.00	0	0.00	0	0.00
30	The Karnataka bank	21	171.20	10	63.28	0.00	0.00	14	146.34	17	88.14
31	The South Indian Bank Ltd	0	0.00	0	0.00	0.00	0.00	0	0.00	0	0.00
32	Standard Chartered Bank	0	0.00	0	0.00	0.00	0.00	0	0.00	0	0.00
33	Yes Bank	0	0.00	0	0.00	0.00	0.00	0	0.00	0	0.00
34	Kotak Mahinda	0	0.00	0	0.00	0.00	0.00	0	0.00	0	0.00
35	BANDHAN BANK	0	0.00	0	0.00	0.00	0.00	0	0.00	0	0.00
36	UJJIVAN FINANCIAL SERVICES	0	0.00	0	0.00	0.00	0.00	0	0.00	0	0.00
37	UTKARSH MICRO FINANCE	0	0.00	0	0.00	0.00	0.00	0	0.00	0	0.00
38	IDFC Bank	0	0.00	0	0.00	0.00	0.00	0	0.00	0	0.00
G	Total Private Bank	963	3898.02	240	1048.06	119	493.08	577	2775.67	626	2170.41
H	Total All Bank (F+G)	36210	123829.88	4645	16556.43	2688	11016.50	19826	54969.82	21029	85416.49

TECHNOLOGY BASED INFORMATION

AS ON 31ST MARCH 2020

(₹ in Lacs)

S. No.	Name of the Bank	Branches		ATM's		Business		Point of Sales	
		Branches opened during the quarter	Total No. of Branches	ATMs installed during the quarter	Total No. of ATMs	Correspondents Appointed During the quarter	Total No. of BC	Installed during the quarter	Total No. of POS
1	State Bank of India	0	431	0	834	0	644	328	5692
2	Punjab National Bank	0	245	0	413	0	234	25	1342
3	Bank of Baroda	0	155	0	197	0	233	373	1270
A	Total Lead Banks	0	831	0	1444	0	1111	726	8304
4	Oriental Bank of Comm.	0	76	0	85	0	53	47	713
5	Union Bank of India	0	85	0	148	0	58	3	277
6	Canara Bank	0	84	0	103	0	28	0	115
7	Central Bank of India	0	42	0	15	0	12	0	4
8	Punjab & Sind Bank	0	44	0	42	0	4	0	41
9	Allahabad Bank	0	41	0	16	0	39	0	70
10	UCO Bank	0	57	0	52	0	40	0	299
11	Indian Overseas Bank	0	45	0	46	0	15	0	25
12	Bank of India	0	35	0	39	0	38	0	231
13	Syndicate Bank	0	60	0	58	0	5	0	114
14	Corporation Bank	0	26	0	41	0	2	0	0
15	Andhra bank	0	15	0	15	0	0	0	16
16	Indian Bank	0	12	0	9	0	3	0	3
17	United Bank of India	0	8	0	10	0	0	0	41
18	Bank of Maharashtra	0	5	0	5	0	0	0	0
B	Total Non-Lead Banks	0	635	0	684	0	297	50	1949
C	Total N. Banks (A + B)	0	1466	0	2128	0	1408	776	10253
19	Uttarakhand G.B	0	286	0	0	0	624	16	264
20	Prathama U.P Gramin Bank	0	1	0	0	0	2	0	0
D	Total R.R.B.	0	287	0	0	0	626	16	264
21	Co-operative Bank	0	289	0	81	0	4	0	86
E	Total Cooperative	0	289	0	81	0	4	0	86
F	Total (C+D+E)	0	2042	0	2209	0	2038	792	10603
22	Nainital Bank	0	78	0	1	0	58	11	367
23	Axis Bank	0	52	0	138	0	0	0	11
24	ICICI bank	0	38	0	114	0	0	0	0
25	IDBI Bank	0	31	0	65	0	1	50	874
26	HDFC Bank	0	42	0	90	0	0	11	4501
27	The J & K Bank	0	3	0	0	0	0	0	41
28	Fedral Bank Ltd	0	1	0	1	0	0	3	110
29	IndusInd Bank	0	11	0	15	0	0	0	0
30	The Karnataka bank	0	4	0	6	0	0	0	165
31	The South Indian Bank Ltd	0	1	0	1	0	0	0	0
32	Standard Chartered Bank	0	1	0	1	0	0	0	0
33	Yes Bank	0	17	0	17	0	0	292	1582
34	Kotak Mahinda	0	10	0	9	0	0	72	155
35	BANDHAN BANK	0	12	0	6	0	0	0	0
36	UJJIVAN FINANCIAL SERVICES	0	4	0	3	0	0	0	0
37	UTKARSH MICRO FINANCE	0	17	0	4	0	0	0	0
38	IDFC Bank	0	2	0	1	0	199	0	0
G	Total Private Bank	0	324	0	472	0	258	439	7806
H	Total All Bank (F+G)	0	2366	0	2681	0	2296	1231	18409

Contd.

(₹ in Lacs)

S. No.	Name of the Bank	Information Kiosks		Business Correspondents		Business Facilitators		SME Branch	
		Established during the quarter	Total No. of Kiosks	A/c opened during the quarter	Total No. of Account	Appointed During the quarter	Total No. of BF	SME Brs. Opened During the quarter	Total No. of SME Branches
1	State Bank of India	0	325	0	286595	0	2	0	6
2	Punjab National Bank	0	25	0	127509	0	8	0	2
3	Bank of Baroda	0	229	0	353038	0	43	0	1
A	Total Lead Banks	0	579	0	767142	0	53	0	9
4	Oriental Bank of Comm.	0	0	0	30758	0	0	0	3
5	Union Bank of India	0	0	0	0	0	5	0	5
6	Canara Bank	0	27	0	0	0	0	0	3
7	Central Bank of India	0	5	0	10181	0	6	0	0
8	Punjab & Sind Bank	0	0	0	0	0	0	7	7
9	Allahabad Bank	0	14	0	42708	0	0	0	1
10	UCO Bank	0	1	0	758	0	4	0	0
11	Indian Overseas Bank	0	2	0	6474	0	0	0	1
12	Bank of India	0	1	0	2100	0	0	0	0
13	Syndicate Bank	0	0	0	613	0	0	0	1
14	Corporation Bank	0	2	0	1377	0	0	0	0
15	Andhra bank	0	0	0	0	0	0	0	0
16	Indian Bank	0	3	0	195	0	0	0	1
17	United Bank of India	0	0	0	0	0	0	0	0
18	Bank of Maharashtra	0	0	0	0	0	0	0	0
B	Total Non-Lead Banks	0	55	0	95164	0	15	7	22
C	Total N. Banks (A + B)	0	634	0	862306	0	68	7	31
19	Uttarakhand G.B	0	0	0	31131	0	0	0	1
20	Prathama U.P Gramin Bank	0	2	0	0	0	0	0	0
D	Total R.R.B.	0	2	0	31131	0	0	0	1
21	Co-operative Bank	0	2	0	0	0	0	0	0
E	Total Cooperative	0	2	0	0	0	0	0	0
F	Total (C+D+E)	0	638	0	893437	0	68	7	32
22	Nainital Bank	0	0	0	2855	0	0	0	0
23	Axis Bank	0	3	0	0	0	0	0	0
24	ICICI bank	0	0	0	0	0	0	0	0
25	IDBI Bank	0	0	0	1	0	44	0	0
26	HDFC Bank	0	0	0	0	0	0	0	0
27	The J & K Bank	0	0	0	0	0	0	0	0
28	Fedral Bank Ltd	0	0	0	0	0	0	0	0
29	IndusInd Bank	0	0	0	0	0	0	0	0
30	The Karnataka bank	0	0	0	0	0	0	0	0
31	The South Indian Bank Ltd	0	0	0	0	0	0	0	0
32	Standard Chartered Bank	0	0	0	0	0	0	0	0
33	Yes Bank	0	0	0	0	0	0	0	0
34	Kotak Mahinda	0	0	0	0	0	0	0	0
35	BANDHAN BANK	0	0	0	0	0	0	0	0
36	UJJIVAN FINANCIAL SERVICES	0	0	0	0	0	0	0	0
37	UTKARSH MICRO FINANCE	0	0	0	0	0	0	0	2
38	IDFC Bank	0	0	0	3981	0	0	0	0
G	Total Private Bank	0	3	0	6837	0	44	0	2
H	Total All Bank (F+G)	0	641	0	900274	0	112	7	34

DETAILS OF SEGMENTWISE DEPOSIT ACCOUNTS

PROGRESS AS ON 31ST MARCH 2020

(₹ in Lacs)

S. No.	Name of the Bank	Deposits							
		Savings Bank		Current Account		Term Deposits		Total Deposits	
		No.	Amt.	No.	Amt.	No.	Amt.	No.	Amt.
1	State Bank of India	4790288	2154810.48	75062	257129.93	1247277	1908014.59	6112627	4319955.00
2	Punjab National Bank	2714549	1261139.43	258320	331154.44	892083	905357.13	3864952	2497651.00
3	Bank of Baroda	1327558	411455.65	28658	45854.53	202471	403509.82	1558687	860820.00
A	Total Lead Banks	8832395	3827405.56	362040	634138.90	2341831	3216881.54	11536266	7678426.00
4	Oriental Bank of Comm.	698308	193672.42	18696	35200.58	175999	297397.00	893003	526270.00
5	Union Bank of India	156003	198251.11	60386	32563.26	191968	278748.63	408357	509563.00
6	Canara Bank	478377	123225.69	58389	73299.63	93504	142508.68	630270	339034.00
7	Central Bank of India	337228	105186.77	8316	8742.10	95898	131857.13	441442	245786.00
8	Punjab & Sind Bank	228504	65472.70	6519	5973.76	66719	80138.54	301742	151585.00
9	Allahabad Bank	399576	113445.60	12555	15518.15	67036	108120.25	479167	237084.00
10	UCO Bank	268031	56616.81	4610	3718.27	71399	84268.92	344040	144604.00
11	Indian Overseas Bank	227363	85322.55	6914	9327.68	65138	119252.77	299415	213903.00
12	Bank of India	234258	70333.87	14125	10804.71	56121	90801.42	304504	171940.00
13	Syndicate Bank	168999	48215.46	13380	6425.59	55641	98623.95	238020	153265.00
14	Corporation Bank	167871	20304.16	9514	13467.37	41423	29566.47	218808	63338.00
15	Andhra bank	80374	17889.00	6329	3417.00	14793	27295.00	101496	48601.00
16	Indian Bank	59577	15406.78	2178	1701.57	14234	37748.65	75989	54857.00
17	United Bank of India	41094	5607.00	2299	1268.00	13568	8685.00	56961	15560.00
18	Bank of Maharashtra	32067	4995.83	1168	992.00	4907	7549.17	38142	13537.00
B	Total Non-Lead Banks	3577630	1123945.75	225378	222419.67	1028348	1542561.58	4831356	2888927.00
C	Total N. Banks (A + B)	12410025	4951351.31	587418	856558.57	3370179	4759443.12	16367622	10567353.00
19	Uttarakhand G.B	1632774	295503.91	14113	12088.85	263616	239383.24	1910503	546976.00
20	Prathama U.P Gramin Bank	8851	1274.02	166	13.89	456	440.09	9473	1728.00
D	Total R.R.B.	1641625	296777.93	14279	12102.74	264072	239823.33	1919976	548704.00
21	Co-operative Bank	1488684	437376.99	57152	42375.45	275801	532696.56	1821637	1012449.00
E	Total Cooperative	1488684	437376.99	57152	42375.45	275801	532696.56	1821637	1012449.00
F	Total (C+D+E)	15540334	5685506.23	658849	911036.76	3910052	5531963.01	20109235	12128506.00
22	Nainital Bank	258429	108804.17	9336	9340.27	100990	185238.56	368755	303383.00
23	Axis Bank	168659	146025.03	12272	46445.77	40165	130151.20	221096	322622.00
24	ICICI bank	86768	250528.00	3889	36838.00	798	13716.00	91455	301082.00
25	IDBI Bank	225378	75629.95	11662	31828.91	33942	76832.14	270982	184291.00
26	HDFC Bank	296393	172962.59	30617	58572.78	61191	193237.63	388201	424773.00
27	The J & K Bank	6864	1735.28	761	2065.26	892	4858.46	8517	8659.00
28	Fedral Bank Ltd	2030	3451.00	430	2319.30	2198	8936.70	4658	14707.00
29	IndusInd Bank	27045	41445.00	1367	2487.00	8058	32068.00	36470	76000.00
30	The Karnataka bank	57707	4688.48	1756	1434.08	8232	18131.44	67695	24254.00
31	The South Indian Bank Ltd	3552	86.81	166	11.24	1572	2994.95	5290	3093.00
32	Standard Chartered Bank	1491	4093.00	40	2995.00	868	5017.00	2399	12105.00
33	Yes Bank	24536	23173.57	3784	3869.00	10010	66157.43	38330	93200.00
34	Kotak Mahinda	35172	39436.49	2290	5207.22	11229	25878.29	48691	70522.00
35	BANDHAN BANK	108922	23916.00	2233	3751.00	73933	12503.00	185088	40170.00
36	UJJIVAN FINANCIAL SERVICES	23197	861.07	202	75.66	2420	46103.73	25819	47040.00
37	UTKARSH MICRO FINANCE	11264	3052.00	599	119.00	3354	46256.00	15217	49427.00
38	IDFC Bank	6888	8374.00	755	705.00	2009	10475.00	9652	19554.00
G	Total Private Bank	1344295	908262.44	82159	208064.49	361861	878555.07	1788315	1994882.00
H	Total All Bank (F+G)	16884629	6593768.67	741008	1119101.25	4271913	6410518.08	21897550	14123388.00

**No. OF SAVING & CURRENT ACCOUNTS and No. OF ATM-cum-DEBIT CARD & RuPAY CARD
PROGRESS AS ON 31ST MARCH 2020**

S. No.	NAME OF THE BANK	NO. OF SAVINGS BANK A/C (a)	NO. OF CURRENT ACCOUNTS (b)	TOTAL No. OF ACCOUNTS (c) = (a+b)	NO. OF ATM-cum-DEBIT CARD ISSUED (d)	NO. OF RUPAY CARD ISSUED (e)	TOTAL No. OF CARDS ISSUED (f)= (d+e)	% OF CARD/ACCOUNTS (f)/(c)
		No.	No.	No.	No.	No.	No.	%
1	State Bank of India	4790288	75062	4865350	3054396	780838	3835234	78.83
2	Punjab National Bank	2709730	255440	2965170	2186967	1019303	3206270	108.13
3	Bank of Baroda	1327558	28658	1356216	1040255	400967	1441222	106.27
A	Total Lead Banks	8827576	359160	9186736	6281618	2201108	8482726	92.34
4	Oriental Bank of Comm.	698308	18696	717004	381467	138949	520416	72.58
5	Union Bank of India	156003	60386	216389	134887	30374	165261	76.37
6	Canara Bank	478377	58389	536766	338865	65736	404601	75.38
7	Central Bank of India	337228	8316	345544	153555	96150	249705	72.26
8	Punjab & Sind Bank	228504	6519	235023	94217	85789	180006	76.59
9	Allahabad Bank	399576	12555	412131	70224	63473	133697	32.44
10	UCO Bank	268031	4610	272641	144043	116841	260884	95.69
11	Indian Overseas Bank	227363	6914	234277	107351	46051	153402	65.48
12	Bank of India	234258	14125	248383	141263	70814	212077	85.38
13	Syndicate Bank	168999	13380	182379	46862	13566	60428	33.13
14	Corporation Bank	167871	9514	177385	78567	47342	125909	70.98
15	Andhra bank	80374	6329	86703	48859	24663	73522	84.80
16	Indian Bank	59577	2178	61755	25384	6625	32009	51.83
17	United Bank of India	41094	2299	43393	25169	12460	37629	86.72
18	Bank of Maharashtra	32067	1168	33235	4503	13760	18263	54.95
B	Total Non-Lead Banks	3577630	225378	3803008	1795216	832593	2627809	69.10
C	Total N. Banks (A + B)	12405206	584538	12989744	8076834	3033701	11110535	85.53
19	Uttarakhand G.B	1632774	14113	1646887	0	452008	452008	27.45
20	Prathama U.P Gramin Bank	8851	166	9017	6154	2215	8369	92.81
D	Total R.R.B.	1641625	14279	1655904	6154	454223	460377	27.80
21	Co-operative Bank	1459715	57002	1516717	74947	328126	403073	26.58
E	Total Cooperative	1459715	57002	1516717	74947	328126	403073	26.58
F	Total (C+D+E)	15506546	655819	16162365	8157935	3816050	11973985	74.09
22	Nainital Bank	257674	9165	266839	0	56485	56485	21.17
23	Axis Bank	169714	12851	182565	182444	0	182444	99.93
24	ICICI bank	86768	3889	90657	91257	11897	103154	113.78
25	IDBI Bank	225378	11662	237040	223455	104628	328083	138.41
26	HDFC Bank	296393	30617	327010	296393	14267	310660	95.00
27	The J & K Bank	6694	808	7502	4025	45	4070	54.25
28	Fedral Bank Ltd	2030	430	2460	2200	1500	3700	150.41
29	IndusInd Bank	27045	1367	28412	0	670	670	2.36
30	The Karnataka bank	57534	1731	59265	34940	4323	39263	66.25
31	The South Indian Bank Ltd	3552	166	3718	2435	485	2920	78.54
32	Standard Chartered Bank	1445	27	1472	0	0	0	0.00
33	Yes Bank	24536	3784	28320	0	90	90	0.32
34	Kotak Mahinda	35172	2290	37462	30242	15	30257	80.77
35	BANDHAN BANK	108922	2233	111155	70203	50505	120708	108.59
36	UJJIVAN FINANCIAL SERVICES	20297	174	20471	4950	0		0.00
37	UTKARSH MICRO FINANCE	11264	599	11863	0	10702	10702	90.21
38	IDFC Bank	6888	755	7643	2942	3335	6277	82.13
G	Total Private Bank	1341306	82548	1423854	945486	258947	1199483	84.24
H	Total All Bank (F+G)	16847852	738367	17586219	9103421	4074997	13173468	74.91

STAND - UP INDIA LOANS
SPECIAL SCHEME FOR SC/ST & WOMEN ENTREPRENEURS
 FROM 01.04.2019 TO 31.03.2020

(₹ in lacs)

S. No.	Name of the Bank	No. of Branches	Target	Application Received	Application Sanction		Sanctioned since inception (05.04.2016)		Loan Sanctioned to SC Entrepreneurs	Loan Sanctioned to ST Entrepreneurs	Loan Sanctioned to Women Entrepreneurs
			No.	No.	No.	Amt.	No.	Amt.	No.	No.	No.
1	State Bank of India	431	312	282	282	3694.00	487	8287.36	130	11	141
2	Punjab National Bank	245	200	25	25	941.00	451	11213.94	0	0	25
3	Bank of Baroda	155	190	38	38	650.74	171	3543.70	5	2	31
A	Total Lead Banks	831	702	345	345	5285.74	1109	23045.00	135	13	197
4	Oriental Bank of Comm.	76	110	5	5	87.87	36	916.72	2	2	1
5	Union Bank of India	85	106	9	9	223.00	38	907.33	0	0	9
6	Canara Bank	84	108	12	12	283.50	66	1505.68	0	0	12
7	Central Bank of India	42	68	2	2	45.00	25	673.43	0	0	2
8	Punjab & Sind Bank	44	56	13	13	202.00	82	1376.18	0	0	13
9	Allahabad Bank	41	64	17	17	270.05	61	1286.35	2	12	3
10	UCO Bank	57	76	5	5	116.48	39	1086.48	0	0	5
11	Indian Overseas Bank	45	46	11	11	190.75	42	691.65	3	1	7
12	Bank of India	35	48	34	34	359.89	179	2812.19	24	3	7
13	Syndicate Bank	60	80	15	15	196.10	50	794.23	4	1	10
14	Corporation Bank	26	38	0	0	0.00	5	82.25	0	0	0
15	Andhra bank	15	28	0	0	0.00	65	862.01	0	0	0
16	Indian Bank	12	24	4	4	94.00	7	144.20	0	0	4
17	United Bank of India	8	16	3	3	31.00	10	195.00	0	0	3
18	Bank of Maharashtra	5	10	4	4	201.72	16	544.72	0	0	4
B	Total Non-Lead Banks	635	878	134	134	2301.36	721	13878.42	35	19	80
C	Total N. Banks (A + B)	1466	1580	479	479	7587.10	1830	36923.42	170	32	277
19	Uttarakhand G.B	286	136	2	2	149.00	42	1019.10	0	0	2
20	Prathama U.P Gramin Bank	1	0	0	0	0.00	0	0.00	0	0	0
D	Total R.R.B.	287	136	2	2	149.00	42	1019.10	0	0	2
21	Co-operative Bank	289	0	0	0	0.00	0	0.00	0	0	0
E	Total Cooperative	289	0	0	0	0.00	0	0.00	0	0	0
F	Total (C+D+E)	2042	1716	481	481	7736.10	1872	37942.52	170	32	279
22	Nainital Bank	78	82	9	9	179.50	30	686.23	0	0	9
23	Axis Bank	52	82	0	0	0.00	0	0.00	0	0	0
24	ICICI bank	38	68	1	1	15.00	4	55.80	0	0	1
25	IDBI Bank	31	42	0	0	0.00	24	561.50	0	0	0
26	HDFC Bank	42	72	15	15	324.49	23	522.99	0	0	15
27	The J & K Bank	3	6	0	0	0.00	0	0.00	0	0	0
28	Fedral Bank Ltd	1	2	0	0	0.00	0	0.00	0	0	0
29	IndusInd Bank	11	20	0	0	0.00	1	10.75	0	0	0
30	The Karnataka bank	4	8	0	0	0.00	0	0.00	0	0	0
31	The South Indian Bank Ltd	1	2	0	0	0.00	0	0.00	0	0	0
32	Standard Chartered Bank	1	2	0	0	0.00	0	0.00	0	0	0
33	Yes Bank	17	24	0	0	0.00	0	0.00	0	0	0
34	Kotak Mahinda	10	20	0	0	0.00	0	0.00	0	0	0
35	BANDHAN BANK	12	24	0	0	0.00	0	0.00	0	0	0
36	UJJIVAN FINANCIAL SERVICES	4	8	0	0	0.00	0	0.00	0	0	0
37	UTKARSH MICRO FINANCE	17	16	0	0	0.00	0	0.00	0	0	0
38	IDFC Bank	2	4	0	0	0.00	0	0.00	0	0	0
G	Total Private Bank	324	482	25	25	518.99	82	1837.27	0	0	25
H	Total All Bank (F+G)	2366	2198	506	506	8255.09	1954	39779.79	170	32	304

DETAILS OF SC/ST ADVANCES
POSITION AS ON 31ST MARCH 2020

(₹ in Lacs)

S. No.	Name of the Bank	Advances to SC		Advances to ST		Total	
		No.	Amt.	No.	Amt.	No.	Amt.
1	State Bank of India	21933	33255.67	9724	18502.15	31657	51757.82
2	Punjab National Bank	11292	28554.29	4712	9578.84	16004	38133.13
3	Bank of Baroda	3472	6152.28	1032	2565.30	4504	8717.58
A	Total Lead Banks	36697	67962.24	15468	30646.29	52165	98608.53
4	Oriental Bank of Comm.	2171	6951.40	825	2553.70	2996	9505.10
5	Union Bank of India	2442	3225.94	989	1334.07	3431	4560.01
6	Canara Bank	1727	2651.65	948	1546.64	2675	4198.29
7	Central Bank of India	1063	2141.98	135	425.21	1198	2567.19
8	Punjab & Sind Bank	315	639.85	345	1002.96	660	1642.81
9	Allahabad Bank	4513	14702.47	1586	5081.57	6099	19784.04
10	UCO Bank	1260	1057.35	2098	1663.36	3358	2720.71
11	Indian Overseas Bank	1656	3404.01	878	3816.73	2534	7220.74
12	Bank of India	602	4008.66	159	366.34	761	4375.00
13	Syndicate Bank	1575	1478.42	584	641.07	2159	2119.49
14	Corporation Bank	281	466.24	145	160.42	426	626.66
15	Andhra bank	73	260.91	31	128.04	104	388.95
16	Indian Bank	421	759.49	52	110.70	473	870.19
17	United Bank of India	241	217.00	55	35.30	296	252.30
18	Bank of Maharashtra	133	331.64	11	96.00	144	427.64
B	Total Non-Lead Banks	18473	42297.01	8841	18962.11	27314	61259.12
C	Total N. Banks (A + B)	55170	110259.25	24309	49608.40	79479	159867.65
19	Uttarakhand G.B	25543	27219.48	14335	13384.04	39878	40603.52
20	Prathama U.P Gramin Bank	785	582.00	0	0.00	785	582.00
D	Total R.R.B.	26328	27801.48	14335	13384.04	40663	41185.52
21	Co-operative Bank	28735	24995.29	11654	10231.00	40389	35226.29
E	Total Cooperative	28735	24995.29	11654	10231.00	40389	35226.29
F	Total (C+D+E)	110233	163056.02	50298	73223.44	160531	236279.46
22	Nainital Bank	2154	2249.97	1108	1261.34	3262	3511.31
23	Axis Bank	7805	2781.24	1813	15840.15	9618	18621.39
24	ICICI bank	740	1882.40	72	324.87	812	2207.27
25	IDBI Bank	683	1551.09	131	611.49	814	2162.58
26	HDFC Bank	67	317.13	24	149.80	91	466.93
27	The J & K Bank	0	0.00	0	0.00	0	0.00
28	Fedral Bank Ltd	0	0.00	0	0.00	0	0.00
29	IndusInd Bank	11949	2565.00	2477	489.00	14426	3054.00
30	The Karnataka bank	5	28.98	0	0.00	5	28.98
31	The South Indian Bank Ltd	0	0.00	0	0.00	0	0.00
32	Standard Chartered Bank	0	0.00	0	0.00	0	0.00
33	Yes Bank	0	0.00	0	0.00	0	0.00
34	Kotak Mahinda	40	134.73	1	0.88	41	135.61
35	BANDHAN BANK	9748	3998.33	740	335.48	10488	4333.81
36	UJJIVAN FINANCIAL SERVICES	8005	1634.90	968	217.67	8973	1852.57
37	UTKARSH MICRO FINANCE	39042	8112.00	2854	531.00	41896	8643.00
38	IDFC Bank	228	102.00	25	11.00	253	113.00
G	Total Private Bank	80466	25357.77	10213	19772.68	90679	45130.45
H	Total All Bank (F+G)	190699	188413.79	60511	92996.12	251210	281409.91

DAIRY ENTERPRENEURSHIP DEVELOPMENT SCHEME (DEDS) - NABARD

POSITION AS ON 31ST MARCH 2020

(₹ in Lacs)

S. No.	Name of the Bank	APPLICATION RECEIVED DURING F.Y. 2019-20		APPLICATION SANCTION DURING F.Y. 2019-20		APPLICATION DISBURSED DURING F.Y. 2019-20		OUTSTANDING SINCE INCEPTION	
		No.	Amt.	No.	Amt.	No.	Amt.	No.	Amt.
1	State Bank of India	25	14.86	25	14.86	23	3.86	273	153.56
2	Punjab National Bank	15	83	8	34	8	28.88	167	257.52
3	Bank of Baroda	276	463.3	276	463.3	276	463.30	1642	2543.50
A	Total Lead Banks	316	561.16	309	512.16	307	496.04	2082	2954.58
4	Oriental Bank of Comm.	7	25.53	7	25.53	7	23.25	35	82.85
5	Union Bank of India	0	0	0	0	0	0.00	0	0.00
6	Canara Bank	0	0	0	0	0	0.00	0	0.00
7	Central Bank of India	0	0	0	0	0	0.00	310	146.96
8	Punjab & Sind Bank	0	0	0	0	0	0.00	0	0.00
9	Allahabad Bank	1	0.5	1	0.5	1	0.50	72	150.40
10	UCO Bank	0	0	0	0	0	0.00	0	0.00
11	Indian Overseas Bank	0	0	0	0	0	0.00	0	0.00
12	Bank of India	0	0	0	0	0	0.00	0	0.00
13	Syndicate Bank	0	0	0	0	0	0.00	0	0.00
14	Corporation Bank	0	0	0	0	0	0.00	0	0.00
15	Andhra bank	0	0	0	0	0	0.00	0	0.00
16	Indian Bank	0	0	0	0	0	0.00	0	0.00
17	United Bank of India	1	17	0	0	1	17.00	11	39.70
18	Bank of Maharashtra	0	0	0	0	0	0.00	0	0.00
B	Total Non-Lead Banks	9	43.03	8	26.03	9	40.75	428	419.91
C	Total N. Banks (A + B)	325	604.19	317	538.19	316	536.79	2510	3374.49
19	Uttarakhand G.B	210	394.71	210	394.82	210	371.29	1710	1628.97
20	Prathama U.P Gramin Bank	0	0	0	0	0	0.00	0	0.00
D	Total R.R.B.	210	394.71	210	394.82	210	371.29	1710	1628.97
21	Co-operative Bank	304	622.94	304	622.94	304	622.94	1931	1502.40
E	Total Cooperative	304	622.94	304	622.94	304	622.94	1931	1502.40
F	Total (C+D+E)	839	1621.84	831	1555.95	830	1531.02	6151	6505.86
22	Nainital Bank	64	231.33	64	231.33	64	231.33	229	331.01
23	Axis Bank	0	0	0	0	0	0.00	0	0.00
24	ICICI bank	0	0	0	0	0	0.00	0	0.00
25	IDBI Bank	0	0	0	0	0	0.00	0	0.00
26	HDFC Bank	0	0	0	0	0	0.00	0	0.00
27	The J & K Bank	0	0	0	0	0	0.00	0	0.00
28	Fedral Bank Ltd	0	0	0	0	0	0.00	0	0.00
29	IndusInd Bank	0	0	0	0	0	0.00	0	0.00
30	The Karnataka bank	0	0	0	0	0	0.00	0	0.00
31	The South Indian Bank Ltd	0	0	0	0	0	0.00	0	0.00
32	Standard Chartered Bank	0	0	0	0	0	0.00	0	0.00
33	Yes Bank	0	0	0	0	0	0.00	0	0.00
34	Kotak Mahinda	0	0	0	0	0	0.00	0	0.00
35	BANDHAN BANK	0	0	0	0	0	0.00	0	0.00
36	UJJIVAN FINANCIAL SERVICES	0	0	0	0	0	0.00	0	0.00
37	UTKARSH MICRO FINANCE	0	0	0	0	0	0.00	0	0.00
38	IDFC Bank	0	0	0	0	0	0.00	0	0.00
G	Total Private Bank	64	231.33	64	231.33	64	231.33	229	331.01
H	Total All Bank (F+G)	903	1853.17	895	1787.28	894	1762.35	6380	6836.87

DISBURSEMENT OF TERM LOAN SECTOR WISE ACHIEVEMENTS OF ALL BANKS
PRIORITY SECTOR ADVANCE
FROM 01.04.2019 TO 31.03.2020

S.No.	Name of the Bank	AH-Dairy Development		AH-Poultry Development		AH-Sheep/Goat/Piggery Development		Plantation and Horticulture		Fisheries Development		Food and Agro Processing	
		No.	Amt.	No.	Amt.	No.	Amt.	No.	Amt.	No.	Amt.	No.	Amt.
1	State Bank of India	335	480.77	27	192.00	23	8.15	9	18.00	8	16.00	182	31714.00
2	Punjab National Bank	1254	3038.55	909	2492.35	975	2006.51	900	2496.50	614	1567.01	914	2494.21
3	Bank of Baroda	270	474.68	26	159.19	16	81.11	0	0.00	0	0.00	148	18011.16
A	Total Lead Banks	1859	3994.00	962	2843.54	1014	2095.77	909	2514.50	622	1583.01	1244	52219.37
4	Oriental Bank of Comm.	169	775.78	5	65.10	23	39.18	5	10.72	0	0.00	21	523.05
5	Union Bank of India	448	932.20	21	203.56	15	63.65	0	0.00	0	0.00	0	0.00
6	Canara Bank	707	415.29	9	249.82	47	48.77	10	130.50	0	0.00	0	0.00
7	Central Bank of India	65	49.96	1	35.00	3	6.00	0	0.00	1	0.25	7	285.00
8	Punjab & Sind Bank	32	82.86	2	10.20	1	2.00	0	0.00	0	0.00	7	356.95
9	Allahabad Bank	5	4.13	2	2.50	0	0.00	0	0.00	0	0.00	0	0.00
10	UCO Bank	17	23.24	0	0.00	1	0.20	0	0.00	0	0.00	12	198.05
11	Indian Overseas Bank	8	12.99	2	1.60	2	2.80	16	19.59	0	0.00	0	0.00
12	Bank of India	0	0.00	0	0.00	0	0.00	0	0.00	0	0.00	0	0.00
13	Syndicate Bank	471	935.18	0	0.00	64	93.12	0	0.00	0	0.00	0	0.00
14	Corporation Bank	2	2.70	0	0.00	0	0.00	0	0.00	0	0.00	0	0.00
15	Andhra bank	25	53.70	1	38.04	0	0.00	3	1.39	0	0.00	8	114.92
16	Indian Bank	1	1.35	0	0.00	0	0.00	0	0.00	0	0.00	0	0.00
17	United Bank of India	1	17.00	0	0.00	0	0.00	0	0.00	0	0.00	0	0.00
18	Bank of Maharashtra	2	8.00	0	0.00	2	3.67	0	0.00	0	0.00	0	0.00
B	Total Non-Lead Banks	1953	3314.38	43	605.82	158	259.39	34	162.20	1	0.25	55	1477.97
C	Total N. Banks (A + B)	3812	7308.38	1005	3449.36	1172	2355.16	943	2676.70	623	1583.26	1299	53697.34
19	Uttarakhand G.B	836	834.68	0	0.00	52	75.94	5	52.97	0	0.00	0	0.00
20	Prathama U.P Gramin Bank	6	2.70	0	0.00	0	0.00	0	0.00	0	0.00	0	0.00
D	Total R.R.B.	842	837.38	0	0.00	52	75.94	5	52.97	0	0.00	0	0.00
21	Co-operative Bank	1163	1401.53	15	25.51	103	95.73	2	13.15	0	0.00	0	0.00
E	Total Cooperative	1163	1401.53	15	25.51	103	95.73	2	13.15	0	0.00	0	0.00
F	Total (C+D+E)	5817	9547.29	1020	3474.87	1327	2526.83	950	2742.82	623	1583.26	1299	53697.34
22	Nainital Bank	133	308.06	25	435.85	47	35.36	1	10.00	0	0.00	13	474.18
23	Axis Bank	0	0.00	0	0.00	0	0.00	0	0.00	0	0.00	0	0.00
24	ICICI bank	0	0.00	0	0.00	0	0.00	0	0.00	0	0.00	0	0.00
25	IDBI Bank	11	4.50	0	0.00	0	0.00	1	22.00	0	0.00	0	0.00
26	HDFC Bank	0	0.00	0	0.00	0	0.00	0	0.00	0	0.00	0	0.00
27	The J & K Bank	0	0.00	0	0.00	0	0.00	0	0.00	0	0.00	0	0.00
28	Fedral Bank Ltd	0	0.00	0	0.00	0	0.00	0	0.00	0	0.00	0	0.00
29	IndusInd Bank	0	0.00	0	0.00	0	0.00	0	0.00	0	0.00	0	0.00
30	The Karnataka bank	0	0.00	0	0.00	0	0.00	0	0.00	0	0.00	0	0.00
31	The South Indian Bank Ltd	0	0.00	0	0.00	0	0.00	0	0.00	0	0.00	0	0.00
32	Standard Chartered Bank	0	0.00	0	0.00	0	0.00	0	0.00	0	0.00	0	0.00
33	Yes Bank	0	0.00	0	0.00	0	0.00	0	0.00	0	0.00	0	0.00
34	Kotak Mahinda	0	0.00	0	0.00	0	0.00	0	0.00	0	0.00	4	9.55
35	BANDHAN BANK	0	0.00	0	0.00	0	0.00	0	0.00	0	0.00	0	0.00
36	UJJIVAN FINANCIAL SERVICES	139	115.13	0	0.00	3817	1338.70	0	0.00	1	0.20	0	0.00
37	UTKARSH MICRO FINANCE	0	0.00	0	0.00	0	0.00	0	0.00	0	0.00	0	0.00
38	IDFC Bank	8	6.00	0	0.00	1	1.00	0	0.00	0	0.00	0	0.00
G	Total Private Bank	291	433.69	25	435.85	3865	1375.06	2	32.00	1	0.20	17	483.73
H	Total All Bank (F+G)	6108	9980.98	1045	3910.72	5192	3901.89	952	2774.82	624	1583.46	1316	54181.07

DISBURSEMENT OF TERM LOAN SECTOR WISE ACHIEVEMENTS OF ALL BANKS
PRIORITY SECTOR ADVANCE
FROM 01.04.2019 TO 31.03.2020

S.No.	Name of the Bank	Storage Godowns/Market Yards		Water Resources		Land Development		Farm Mechanization		Others (Agriculture)		Total Term Loan	
		No.	Amt.	No.	Amt.	No.	Amt.	No.	Amt.	No.	Amt.	No.	Amt.
1	State Bank of India	2	105.00	0	0.00	1	5.00	30	122.00	12490	59377.61	13107	92038.53
2	Punjab National Bank	859	2566.47	762	2620.28	761	2587.05	985	3005.79	1966	7374.98	10899	32249.70
3	Bank of Baroda	3	171.60	0	0.00	23	47.88	80	312.61	2711	7235.44	3277	26493.67
A	Total Lead Banks	864	2843.07	762	2620.28	785	2639.93	1095	3440.40	17167	73988.03	27283	150781.90
4	Oriental Bank of Comm.	2	200.00	0	0.00	0	0.00	7	116.64	3	6.51	235	1736.98
5	Union Bank of India	0	0.00	0	0.00	5	3.20	57	165.73	98	264.86	644	1633.20
6	Canara Bank	0	0.00	0	0.00	0	0.00	2	7.75	1666	3261.03	2441	4113.16
7	Central Bank of India	0	0.00	0	0.00	0	0.00	0	0.00	177	2421.15	254	2797.36
8	Punjab & Sind Bank	0	0.00	0	0.00	0	0.00	0	0.00	131	845.03	173	1297.04
9	Allahabad Bank	0	0.00	0	0.00	0	0.00	0	0.00	235	2674.17	242	2680.80
10	UCO Bank	0	0.00	0	0.00	0	0.00	0	0.00	650	4796.72	680	5018.21
11	Indian Overseas Bank	0	0.00	0	0.00	1	5.00	2	7.70	419	149.30	450	198.98
12	Bank of India	0	0.00	0	0.00	0	0.00	0	0.00	2572	10613.00	2572	10613.00
13	Syndicate Bank	0	0.00	0	0.00	0	0.00	0	0.00	0	0.00	535	1028.30
14	Corporation Bank	0	0.00	0	0.00	0	0.00	1	7.00	119	222.72	122	232.42
15	Andhra bank	0	0.00	1	0.50	18	36.29	14	43.40	9	17.20	79	305.44
16	Indian Bank	1	75.00	0	0.00	0	0.00	0	0.00	0	0.00	2	76.35
17	United Bank of India	0	0.00	0	0.00	0	0.00	0	0.00	167	342.00	168	359.00
18	Bank of Maharashtra	0	0.00	0	0.00	0	0.00	1	4.12	5	13.35	10	29.14
B	Total Non-Lead Banks	3	275.00	1	0.50	24	44.49	84	352.34	6251	25627.04	8607	32119.38
C	Total N. Banks (A + B)	867	3118.07	763	2620.78	809	2684.42	1179	3792.74	23418	99615.07	35890	182901.28
19	Uttarakhand G.B	1	2.25	0	0.00	0	0.00	6	24.90	1736	2542.25	2636	3532.99
20	Prathama U.P Gramin Bank	0	0.00	0	0.00	0	0.00	0	0.00	5	1.30	11	4.00
D	Total R.R.B.	1	2.25	0	0.00	0	0.00	6	24.90	1741	2543.55	2647	3536.99
21	Co-operative Bank	0	0.00	0	0.00	0	0.00	5	33.50	17523	20180.97	18811	21750.39
E	Total Cooperative	0	0.00	0	0.00	0	0.00	5	33.50	17523	20180.97	18811	21750.39
F	Total (C+D+E)	868	3120.32	763	2620.78	809	2684.42	1190	3851.14	42682	122339.59	57348	208188.66
22	Nainital Bank	0	0.00	0	0.00	1	2.00	4	24.42	20	58.08	244	1347.95
23	Axis Bank	0	0.00	0	0.00	0	0.00	0	0.00	22	47.07	22	47.07
24	ICICI bank	0	0.00	0	0.00	0	0.00	0	0.00	5379	7183.46	5379	7183.46
25	IDBI Bank	0	0.00	0	0.00	0	0.00	0	0.00	183	287.67	195	314.17
26	HDFC Bank	0	0.00	0	0.00	208	148.35	1868	701.85	1276	15633.71	3352	16483.91
27	The J & K Bank	0	0.00	0	0.00	0	0.00	0	0.00	0	0.00	0	0.00
28	Fedral Bank Ltd	0	0.00	0	0.00	0	0.00	0	0.00	0	0.00	0	0.00
29	IndusInd Bank	0	0.00	0	0.00	0	0.00	0	0.00	15990	7627.00	15990	7627.00
30	The Karnataka bank	0	0.00	0	0.00	0	0.00	0	0.00	0	0.00	0	0.00
31	The South Indian Bank Ltd	0	0.00	0	0.00	0	0.00	0	0.00	0	0.00	0	0.00
32	Standard Chartered Bank	0	0.00	0	0.00	0	0.00	0	0.00	0	0.00	0	0.00
33	Yes Bank	0	0.00	0	0.00	0	0.00	0	0.00	2018	36405.48	2018	36405.48
34	Kotak Mahinda	0	0.00	0	0.00	0	0.00	152	297.79	0	0.00	156	307.34
35	BANDHAN BANK	0	0.00	0	0.00	0	0.00	0	0.00	48424	31299.63	48424	31299.63
36	UJJIVAN FINANCIAL SERVICES	0	0.00	0	0.00	0	0.00	0	0.00	674	260.57	4631	1714.60
37	UTKARSH MICRO FINANCE	0	0.00	0	0.00	0	0.00	0	0.00	21713	6397.00	21713	6397.00
38	IDFC Bank	0	0.00	0	0.00	0	0.00	0	0.00	5	18.00	14	25.00
G	Total Private Bank	0	0.00	0	0.00	209	150.35	2024	1024.06	95704	105217.67	102138	109152.61
H	Total All Bank (F+G)	868	3120.32	763	2620.78	1018	2834.77	3214	4875.20	138386	227557.26	159486	317341.27

PRADHAN MANTRI AWAS YOJANA (PMAY)

FROM 01.04.2019 TO 31.03.2020

(₹ In lacs)

S.No.	Name of the Bank	Application sanctioned directly at Bank/Branch received from customer		APPLICATION FROM DEPT.							Gross Sanction		
				Received		Sanctioned		Disbursed		Reject/Return			Pending
				No.	Amount	No.	No.	Amount	No.	Amount			No.
1	State Bank of India	726	13173.74	102	6	48.00	5	36.00	78	18	732	13221.74	
2	Punjab National Bank	57	1014.67	30	5	56.00	1	6.00	20	5	62	1070.67	
3	Bank of Baroda	61	533.43	48	4	40.50	3	38.50	34	10	65	573.93	
A	Total Lead Banks	844	14721.84	180	15	144.50	9	80.50	132	33	859	14866.34	
4	Oriental Bank of Comm.	104	1814.48	19	0	0.00	0	0.000	16	3	104	1814.48	
5	Union Bank of India	30	540.00	26	1	12.00	1	12.00	23	4	31	552.00	
6	Canara Bank	127	2086.93	14	8	62.00	8	62.00	3	3	135	2148.93	
7	Central Bank of India	32	658.10	34	0	0.00	0	0.00	32	2	32	658.10	
8	Punjab & Sind Bank	13	207.80	7	0	0.00	0	0.00	4	3	13	207.80	
9	Allahabad Bank	61	1052.00	40	1	6.00	1	6.00	35	4	62	1058.00	
10	UCO Bank	18	305.50	27	1	20.00	0	0.00	26	0	19	325.50	
11	Indian Overseas Bank	47	887.20	19	0	0.00	0	0.00	17	0	47	887.20	
12	Bank of India	47	486.37	23	1	6.00	1	6.00	22	0	48	492.37	
13	Syndicate Bank	13	61.80	6	5	45.00	5	45.00	1	0	18	106.80	
14	Corporation Bank	1	32.75	23	0	0.00	0	0.00	23	0	1	32.75	
15	Andhra bank	5	145.00	0	0	0.00	0	0.00	0	0	5	145.00	
16	Indian Bank	6	96.00	1	0	0.00	0	0.00	1	0	6	96.00	
17	United Bank of India	22	405.00	0	0	0.00	0	0.00	0	0	22	405.00	
18	Bank of Maharashtra	13	182.33	0	0	0.00	0	0.00	0	0	13	182.33	
B	Total Non-Lead Banks	539	8961.26	239	17	151.00	16	131.00	203	19	556	9112.26	
C	Total N. Banks (A + B)	1383	23683.10	419	32	295.5	25	211.5	335	52	1415	23978.60	
19	Uttarakhand G.B	176	2969.47	29	8	48.00	8	48.00	12	9	184	3017.47	
20	U.P. Gramin Bank	0	0.00	0	0	0.00	0	0.00	0	0	0	0.00	
D	Total R.R.B.	176	2969.47	29	8	48.00	8	48.00	12	9	184	3017.47	
21	Co-operative Bank	9	115.00	10	4	30.00	3	18.00	4	2	13	145.00	
E	Total Cooperative	9	115.00	10	4	30.00	3	18.00	4	2	13	145.00	
22	Total (C+D+E)	1568	26767.57	458	44	373.50	36	277.50	351	63	1612	27141.07	
22	Nainital Bank	6	47.00	18	1	12.00	0	0.00	6	11	7	59.00	
23	Axis Bank	13	259.00	2	0	0.00	0	0.00	2	0	13	259.00	
24	ICICI bank	93	1381.34	0	0	0.00	0	0.00	0	0	93	1381.34	
25	IDBI Bank	2	49.40	15	0	0.00	0	0.00	14	1	2	49.40	
26	HDFC Bank	0	0.00	4	0	0.00	0	0.00	0	4	0	0.00	
27	The J & K Bank	0	0.00	0	0	0.00	0	0.00	0	0	0	0.00	
28	Fedral Bank Ltd	0	0.00	0	0	0.00	0	0.00	0	0	0	0.00	
29	IndusInd Bank	0	0.00	0	0	0.00	0	0.00	0	0	0	0.00	
30	The Karnataka bank	0	0.00	0	0	0.00	0	0.00	0	0	0	0.00	
31	The South Indian Bank Ltd	0	0.00	0	0	0.00	0	0.00	0	0	0	0.00	
32	Standard Chartered Bank	0	0.00	0	0	0.00	0	0.00	0	0	0	0.00	
33	Yes Bank	0	0.00	0	0	0.00	0	0.00	0	0	0	0.00	
34	Kotak Mahinda	0	0.00	0	0	0.00	0	0.00	0	0	0	0.00	
35	Bandhan Bank	0	0.00	0	0	0.00	0	0.00	0	0	0	0.00	
36	Ujjivan Financial Services	0	0.00	0	0	0.00	0	0.00	0	0	0	0.00	
37	Utkarsh Micro Finance	0	0.00	0	0	0.00	0	0.00	0	0	0	0.00	
38	IDFC Bank	1	40.00	0	0	0.00	0	0.00	0	0	1	40.00	
G	Total Private Bank	115	1776.74	39	1	12.00	0	0.00	22	16	116	1788.74	
H	Total All Bank (F+G)	1683	28544.31	497	45	385.50	36	277.50	373	79	1728	28929.81	

DISTRICT - WISE DATA

**CREDIT DEPOSIT RATIO OF ALL BANKS
AS ON 31ST MARCH 2020**

(₹ in Crores)

S. No.	Name of the District	No. of Br.	Total Deposit	Total Advances	C:D Ratio	Investment	Adv+Inv	Total Agri	Manf.	Serv.	Others	Total \$ PSA	Adv. To W/S	SC/ST
1	Dehradun	583	55458	22507	41	252	22759	959	886	3867	1982	7695	1318	769
2	Uttarkashi	64	2161	913	42	222	1135	206	62	235	152	654	178	90
3	Hardwar	283	20605	16293	79	222	16514	2170	1141	1710	1017	6038	1667	355
4	Tehri	134	5042	1305	26	222	1527	194	41	254	275	765	179	95
5	Pauri	197	8489	2060	24	222	2282	158	188	295	503	1143	87	67
6	Chamoli	95	3485	2598	75	222	2820	87	37	134	128	385	125	49
7	Rudra Prayag	55	2044	460	23	222	682	58	18	72	67	215	26	24
A	Total G.M	1411	97283	46136	47	1584	47720	3832	2372	6567	4124	16895	3581	1449
8	Almora	147	5715	1292	23	222	1514	264	70	272	150	756	142	86
9	Bageshwar	52	1826	486	27	222	708	86	36	92	43	257	36	60
10	Pithoragarh	107	4384	1904	43	222	2125	201	52	261	135	649	159	158
11	Champawat	60	2338	636	27	222	858	111	17	166	53	347	73	51
12	Nainital	256	15774	6704	43	222	6926	917	442	1381	747	3487	946	366
13	USNagar	333	13914	15740	113	222	15962	5275	1178	1769	1261	9483	2829	644
B	Total K.M	955	43951	26762	61	1331	28093	6855	1795	3941	2388	14979	4186	1366
C	G. TOTAL	2366	141234	72898	52	2915	75813	10686	4167	10508	6513	31874	7767	2814

Contd.

(₹ in Crores)

S. No.	Name of the District	No. of Branches					AUTHORISATION		Deposits				
		R	SU	U	M	Total	<6M	>6M	R	SU	U	Total	
									Amt.	Amt.	Amt.	No.	Amt.
1	Dehradun	166	108	309	0	583	0	0	6009	7216	42233	5005171	55458
2	Uttarkashi	41	23	0	0	64	0	0	1105	1057	0	622385	2161
3	Hardwar	91	59	133	0	283	0	0	4983	4553	11069	3824459	20605
4	Tehri	95	39	0	0	134	0	0	3101	1942	0	1090134	5042
5	Pauri	128	69	0	0	197	0	0	4097	4392	0	1485864	8489
6	Chamoli	68	27	0	0	95	0	0	2435	1049	0	794093	3485
7	Rudra Prayag	54	1	0	0	55	0	0	1976	68	0	454765	2044
A	Total G.M	643	326	442	0	1411	0	0	23706	20276	53302	13276871	97283
8	Almora	100	41	6	0	147	0	0	3249	2256	209	1234027	5715
9	Bageshwar	51	0	1	0	52	0	0	1774	0	52	434411	1826
10	Pithoragarh	76	28	3	0	107	0	0	2328	1830	225	946520	4384
11	Champawat	44	14	2	0	60	0	0	1785	453	100	494117	2338
12	Nainital	112	58	86	0	256	0	0	3878	3727	8169	2174374	15774
13	USNagar	118	126	89	0	333	0	0	3013	4657	6244	3337230	13914
B	Total K.M	501	267	187	0	955	0	0	16028	12923	14999	8620679	43951
C	G. TOTAL	1144	593	629	0	2366	0	0	39734	33199	68301	21897550	141234

Contd.
(₹ in Crores)

ADVANCES																
S. No.	Name of the District	From Within State					From Outside State					Total				
		R	SU	U	Total		R	SU	U	Total		R	SU	U	Total	
		Amt.	Amt.	Amt.	No.	Amt.	Amt.	Amt.	Amt.	No.	Amt.	Amt.	Amt.	Amt.	No.	Amt.
1	Dehradun	1901	3687	15232	437813	20820	0	229	1458	154	1687	1901	3916	16690	437967	22507
2	Uttarkashi	479	433	0	57690	911	0	0	1	39	2	479	433	1	57729	913
3	Hardwar	4099	2204	5949	374943	12252	6	993	3042	114	4040	4105	3197	8991	375057	16293
4	Tehri	716	589	0	74495	1305	0	0	0	4	0	716	590	0	74499	1305
5	Pauri	781	1177	19	87000	1978	45	37	0	32	82	826	1214	19	87032	2060
6	Chamoli	627	302	0	54749	929	1639	0	29	9	1669	2267	302	29	54758	2598
7	Rudra Prayag	451	9	0	28341	460	0	0	0	0	0	451	9	0	28341	460
A	Total G.M	9054	8401	21201	1115031	38656	1691	1259	4531	352	7480	10745	9660	25731	1115383	46136
8	Almora	636	607	43	68480	1286	3	2	0	29	6	639	609	43	68509	1292
9	Bageshwar	467	0	18	24584	486	0	0	0	2	0	468	0	18	24586	486
10	Pithoragarh	659	580	177	69274	1416	485	2	0	25	487	1144	582	177	69299	1904
11	Champawat	398	179	41	30090	618	18	0	0	1	18	416	179	41	30091	636
12	Nainital	1208	963	4361	182646	6532	0	165	7	38	172	1208	1128	4368	182684	6704
13	USNagar	2258	4125	7020	429243	13402	795	1311	232	256	2338	3053	5436	7252	429499	15740
B	Total K.M	5625	6454	11662	804317	23741	1302	1480	239	351	3021	6927	7935	11900	804668	26762
C	G. TOTAL	14679	14855	32863	1919348	62397	2992	2739	4769	703	10501	17671	17595	37632	1920051	72898

Priority Sector Advances

(Nos. in Thousand)
(₹ in Crores)

Agriculture																
S. No.	Name of the District	Crop Loan					Term Loan					Total				
		R	SU	U	Total		R	SU	U	Total		R	SU	U	Total	
					No.	Amt.				No.	Amt.				No.	Amt.
1	Dehradun	195	103	47	35551	345	148	173	293	37285	614	343	276	340	72836	959
2	Uttarkashi	128	47	0	34150	175	17	14	0	2396	31	144	61	0	36546	206
3	Hardwar	976	451	93	112465	1521	268	146	235	68490	649	1244	597	329	180955	2170
4	Tehri	90	41	0	37768	131	39	24	0	12046	64	129	65	0	49814	194
5	Pauri	30	15	0	29508	45	76	36	0	6426	113	106	52	0	35934	158
6	Chamoli	48	5	0	19567	53	30	5	0	4102	34	77	10	0	23669	87
7	Rudra Prayag	35	0	0	13168	36	22	0	0	2694	22	57	1	0	15862	58
A	Total G.M	1501	663	141	282177	2305	599	399	528	133439	1526	2101	1062	669	415616	3832
8	Almora	80	15	5	24575	100	97	29	38	9245	164	177	44	43	33820	264
9	Bageshwar	29	0	5	9863	34	43	0	9	3085	52	72	0	14	12948	86
10	Pithoragarh	103	46	11	30265	159	19	15	8	5012	42	122	61	19	35277	201
11	Champawat	49	18	13	15470	80	13	15	3	3018	31	62	33	16	18488	111
12	Nainital	378	162	89	54615	629	98	56	135	16572	289	476	218	224	71187	917
13	USNagar	1195	1401	933	176750	3529	230	638	878	59824	1746	1425	2040	1810	236574	5275
B	Total K.M	1833	1641	1056	311538	4530	501	754	1070	96756	2324	2334	2395	2125	408294	6855
C	G. TOTAL	3335	2305	1196	593715	6836	1100	1153	1598	230195	3851	4435	3457	2794	823910	10686

Priority Sector Advances

(Nos in Thousand)
(₹ in Crores)

S. No.	Name of the District	Manufacturing (Micro & Small and Credit to Medium Enterprises)								SERVICES (Micro & Small and Credit to Medium Enterprises)							
		R		SU		U		Total		R		SU		U		Total	
		No.	Amt.	No.	Amt.	No.	Amt.	No.	Amt.	No.	Amt.	No.	Amt.	No.	Amt.	No.	Amt.
1	Dehradun	5858	154	1454	170	4389	562	11701	886	17356	721	10607	613	32077	2532	60040	3867
2	Uttarkashi	1686	28	2056	34	0	0	3742	62	3196	107	3223	128	0	0	6419	235
3	Hardwar	3141	312	2759	236	3756	593	9656	1141	14386	479	10137	369	29554	862	54077	1710
4	Tehri	743	21	440	20	1	0	1184	41	4150	124	2900	78	38	52	7088	254
5	Pauri	2653	58	1517	129	0	0	4170	188	3997	103	4779	191	0	0	8776	295
6	Chamoli	975	26	673	11	0	0	1648	37	2645	85	2211	49	0	0	4856	134
7	Rudra Prayag	823	18	1	0	0	0	824	18	2858	70	198	2	0	0	3056	72
A	Total G.M	15879	617	8900	600	8146	1155	32925	2372	48588	1690	34055	1430	61669	3446	144312	6567
8	Almora	754	25	1274	45	0	0	2028	70	4965	148	4335	124	0	0	9300	272
9	Bageshwar	1505	35	31	1	0	0	1536	36	3660	92	11	0	0	3671	92	
10	Pithoragarh	1260	24	1200	29	0	0	2460	52	4838	178	2320	82	0	0	7158	261
11	Champawat	346	8	327	9	0	0	673	17	3425	134	1214	32	0	0	4639	166
12	Nainital	2155	67	1017	93	1569	283	4741	442	8631	359	6061	354	16191	668	30883	1381
13	USNagar	2781	190	2165	317	2717	671	7663	1178	13151	269	14779	580	35634	921	63564	1769
B	Total K.M	8801	348	6014	493	4286	954	19101	1795	38670	1180	28720	1172	51825	1589	119215	3941
C	G. TOTAL	24680	965	14914	1093	12432	2109	52026	4167	87258	2870	62775	2602	113494	5036	263527	10508

Priority Sector Advances

(Nos in Thousand)
(₹ in Crores)

S. No.	Name of the District	{OTHERS (Housing Loan Rs. 25 Lacs, Education Loan 10 Lacs)}					Total \$ PSA	
		R	SU	U	Total		Total	
					No.	Amt.	No.	Amt.
1	Dehradun	382	246	1354	35014	1982	179591	7695
2	Uttarkashi	82	70	0	2463	152	49170	654
3	Hardwar	137	200	679	23523	1017	268211	6038
4	Tehri	152	122	0	4301	275	62387	765
5	Pauri	208	295	0	9793	503	58673	1143
6	Chamoli	74	54	0	1942	128	32115	385
7	Rudra Prayag	65	3	0	1231	67	20973	215
A	Total G.M	1100	991	2033	78267	4124	671120	16895
8	Almora	75	74	0	3286	150	48434	756
9	Bageshwar	41	1	0	1005	43	19160	257
10	Pithoragarh	60	70	4	2548	135	47443	649
11	Champawat	38	15	0	1197	53	24997	347
12	Nainital	160	155	432	13679	747	120490	3487
13	USNagar	149	558	554	12534	1261	320335	9483
B	Total K.M	524	873	991	34249	2388	580859	14979
C	G. TOTAL	1624	1864	3025	112516	6513	1251979	31874

SLBC - 2 (C)

(Nos in Thousand)
(₹ in Crores)

		Total Within State					
S. No.	Name of the District	Total PSA		Total NPSA		Advances	
		Total		Total		Total	
		No.	Amt.	No.	Amt.	No.	Amt.
1	Dehradun	179591	7695	258222	13126	437813	20820
2	Uttarkashi	49170	654	8520	257	57690	911
3	Hardwar	268211	6038	106732	6214	374943	12252
4	Tehri	62387	765	12108	540	74495	1305
5	Pauri	58673	1143	28327	834	87000	1978
6	Chamoli	32115	385	22634	544	54749	929
7	Rudra Prayag	20973	215	7368	245	28341	460
A	Total G.M	671120	16895	443911	21761	1115031	38656
8	Almora	48434	756	20046	531	68480	1286
9	Bageshwar	19160	257	5424	229	24584	486
10	Pithoragarh	47443	649	21831	767	69274	1416
11	Champawat	24997	347	5093	271	30090	618
12	Nainital	120490	3487	62156	3045	182646	6532
13	USNagar	320335	9483	108908	3919	429243	13402
B	Total K.M	580859	14979	223458	8762	804317	23741
C	G. TOTAL	1251979	31874	667369	30523	1919348	62397

SLBC - 2(D)

(Nos in Thousand)
(₹ in Crores)

		ADV. TO W/S					DIR ADV		ADV TO SC/ST		POPULATION-WISE CD RATIO			
S. No.	Name of the District	R	SU	U	Total		No.	Amt.	No.	Amt.	R	SU	U	Total
					No.	Amt.								
1	Dehradun	597	191	530	74415	1318	734	1	51697	769	32	54	40	41
2	Uttarkashi	60	118	0	11857	178	32	0	7141	90	43	41	0	42
3	Hardwar	931	377	358	120794	1667	540	1	66738	355	82	70	81	79
4	Tehri	134	45	0	17894	179	133	0	10077	95	23	30	0	26
5	Pauri	38	49	0	16629	87	376	0	4972	67	20	28	0	24
6	Chamoli	23	102	0	5552	125	60	0	4118	49	93	29	0	75
7	Rudra Prayag	25	1	0	3674	26	37	0	3518	24	23	13	0	23
A	Total G.M	1808	883	889	250815	3581	1912	3	148261	1449	45	48	48	47
8	Almora	61	81	0	18023	142	703	1	10467	86	20	27	21	23
9	Bageshwar	36	0	0	5230	36	65	0	6806	60	26	0	35	27
10	Pithoragarh	98	58	2	23195	159	359	0	12114	158	49	32	79	43
11	Champawat	49	18	6	9923	73	212	0	5634	51	23	40	41	27
12	Nainital	344	240	362	85550	946	681	1	20225	366	31	30	53	43
13	USNagar	829	1202	797	117113	2829	1533	2	47703	644	101	117	116	113
B	Total K.M	1418	1600	1168	259034	4186	3553	4	102949	1366	43	61	79	61
C	G. TOTAL	3226	2483	2057	509849	7767	5465	7	251210	2814	44	53	55	52

**ANNUAL CREDIT PLAN
SECTOR WISE ACHIEVEMENTS OF ALL BANKS
PRIORITY SECTOR ADVANCE
POSITION AS ON : 31ST MARCH 2020**

(₹ in Lacs)

S.No.	Name of the District	CROP LOAN					TERM LOAN					FARM SECTOR					NON FARM SECTOR				
		Targets		Achievements		%age	Targets		Achievements		%age	Targets		Achievements		%age	Targets		Achievements		%age
		No.	Amt.	No.	Amt.		No.	Amt.	No.	Amt.		No.	Amt.	No.	Amt.		No.	Amt.			
1	Dehradun	0	33548	23695	22501	67	0	42288	23085	53230	126	0	75836	46780	75731	100	0	246340	31477	245859	100
2	Uttarkashi	0	15369	19364	14114	92	0	4121	1780	1583	38	0	19490	21144	15697	81	0	12587	1861	5524	44
3	Hardwar	0	160000	71669	97706	61	0	42500	47154	42090	99	0	202500	118823	139796	69	0	182500	34508	181783	100
4	Tehri	0	14064	12498	6562	47	0	10032	5306	4890	49	0	24096	17804	11453	48	0	17382	3784	10612	61
5	Pauri	0	14000	5384	3271	23	0	3800	6263	7789	205	0	17800	11647	11060	62	0	21850	4475	20444	94
6	Chamoli	0	9919	5142	3735	38	0	11295	958	1782	16	0	21214	6100	5517	26	0	6147	2772	8024	131
7	Rudra Prayag	0	7500	8470	6824	91	0	3000	1351	1223	41	0	10500	9821	8046	77	0	1200	1845	3856	321
	Total Garhwal Mandal	0	254400	146222	154713	61	0	117036	85897	112587	96	0	371436	232119	267301	72	0	488006	80722	476102	98
8	Almora	0	17029	18788	9472	56	0	1839	8880	2929	159	0	18868	27668	12401	66	0	13070	3946	13017	100
9	Bageshwar	0	4882	7391	3960	81	0	3591	1407	1314	37	0	8472	8798	5274	62	0	3609	1718	4656	129
10	Pithoragarh	0	21137	20269	11672	55	0	5235	2684	3250	62	0	26372	22953	14923	57	0	10679	3876	14278	134
11	Champawat	0	8533	8767	6583	77	0	3465	1439	1400	40	0	11998	10206	7983	67	0	7324	1960	10721	146
12	Nainital	0	65028	39305	42768	66	0	34163	10198	30327	89	0	99191	49503	73095	74	0	92204	20260	112628	122
13	USNagar	0	309631	112580	262845	85	0	192537	48981	165533	86	0	502168	161561	428378	85	0	188257	37313	205847	109
	Total Kumaon Mandal	0	426240	207100	337300	79	0	240829	73589	204754	85	0	667069	280689	542054	81	0	315143	69073	361148	115
	Grand Total	0	680640	353322	492014	72	0	357865	159486	317341	89	0	1038505	512808	809355	78	0	803149	149795	837250	104

SLBC - 3(a)

Contd.

(₹ in Lacs)

S.No.	Name of the District	OTHER PRIORITY SECTOR					TOTAL PSA				
		Targets		Achievements		%age	Targets		Achievements		%age
		No.	Amt.	No.	Amt.		No.	Amt.	No.	Amt.	
1	Dehradun	0	71287	14156	50825	71	0	393462	92413	372416	95
2	Uttarkashi	0	6080	650	3559	59	0	38157	23655	24780	65
3	Hardwar	0	55000	9450	26057	47	0	440000	162781	347636	79
4	Tehri	0	17500	6055	12357	71	0	58978	27643	34421	58
5	Pauri	0	31850	2137	10200	32	0	71500	18259	41704	58
6	Chamoli	0	18706	690	3233	17	0	46067	9562	16774	36
7	Rudra Prayag	0	10300	1469	2980	29	0	22000	13135	14883	68
	Total Garhwal Mandal	0	210722	34607	109211	52	0	1070164	347448	852614	80
8	Almora	0	28445	503	2268	8	0	60383	32117	27687	46
9	Bageshwar	0	8435	330	1111	13	0	20517	10846	11041	54
10	Pithoragarh	0	12645	853	3611	29	0	49696	27682	32812	66
11	Champawat	0	6673	434	1592	24	0	25995	12600	20296	78
12	Nainital	0	37401	3591	23023	62	0	228795	73354	208747	91
13	USNagar	0	55154	4331	41934	76	0	745579	203205	676160	91
	Total Kumaon Mandal	0	148752	10042	73540	49	0	1130964	359804	976742	86
	Grand Total	0	359474	44649	182750	51	0	2201128	707252	1829356	83

**ANNUAL CREDIT PLAN
SECTOR WISE ACHIEVEMENTS OF ALL BANKS
NON PRIORITY SECTOR ADVANCE
FROM 01.04.2019 TO 31.03.2020**

(₹ in Lacs)

S.No.	Name of the Bank	MSE		Services		Personal		Total Non-PSA	
		No.	Amt.	No.	Amt.	No.	Amt.	No.	Amt.
1	Dehradun	6988	112513.62	2501	7607.74	72113	251957.34	81602	372078.70
2	Uttarkashi	197	515.61	125	643.54	2064	6948.45	2386	8107.60
3	Hardwar	868	43668.32	1640	6395.78	23214	130744.78	25722	180808.88
4	Tehri	926	3807	2796	25536.53	3423	15701.73	7145	45045.53
5	Pauri	141	607.75	261	434.33	18261	45234.04	18663	46276.12
6	Chamoli	167	499.20	848	5667.28	2615	9662.95	3630	15829.43
7	Rudra Prayag	332	1084.30	1371	6826.75	2503	4671.84	4206	12582.89
	Total Garhwal Mandal	9619	162696.07	9542	53111.95	124193	464921.13	143354	680729.15
8	Almora	50	466.91	101	235.12	8316	27587.93	8467	28289.96
9	Bageshwar	56	53.74	60	158.66	1148	4562.86	1264	4775.26
10	Pithoragarh	38	235.37	409	4995.86	3931	17355.51	4378	22586.74
11	Champawat	2	5.28	185	1684.91	2007	9052.99	2194	10743.18
12	Nainital	281	8159.41	950	12132.37	28766	104370.51	29997	124662.29
13	USNagar	552	6317.63	2443	10296.14	16094	68608.91	19089	85222.68
	Total Kumaon Mandal	979	15238.34	4148	29503.06	60262	231538.71	65389	276280.11
	Grand Total	10598	177934.41	13690	82615.01	184455	696459.84	208743	957009.26

**KISAN CREDIT CARD SCHEME
POSITION AS ON : 31ST MARCH 2020
FROM 01.04.2019 TO 31.03.2020**

(₹ in Lacs)

S.No.	Name of the Bank	Yearly Target	Card Issued (New & Renewals)	Limit Sanctioned	% Ach. of Target	No. of New KCC issued during the year	Total KCC A/Cs (Since inception)		Total KCC A/Cs in which ATM debit card issued (since inception)
		No.	No.	Amount		No.	No.	Amount	No.
1	Dehradun	10000	23695	22501.38	237	3204	35579	34538.10	35003
2	Uttarkashi	10000	19364	14113.76	194	1803	34150	17501.40	26294
3	Hardwar	5000	71669	97705.93	1433	10120	112448	151977.40	78672
4	Tehri	5000	12498	6562.27	250	2807	37767	13071.30	32478
5	Pauri	10000	5384	3271.11	54	1683	29517	4549.63	16418
6	Chamoli	5000	5142	3735.18	103	2285	19569	5271.02	8816
7	Rudra Prayag	5000	8470	6823.75	169	2609	13168	3561.40	11296
	Total Garhwal Mandal	50000	146222	154713.38	292	24511	282198	230470.25	208977
8	Almora	10000	18788	9471.57	188	2138	24582	10013.00	22059
9	Bageshwar	10000	7391	3959.56	74	769	9869	3414.20	10092
10	Pithoragarh	10000	20269	11672.46	203	2774	30273	15930.80	32248
11	Champawat	10000	8767	6582.96	88	1156	15482	8017.00	13617
12	Nainital	5000	39305	42768.27	786	4090	54587	62879.00	45015
13	USNagar	5000	112580	262845.33	2252	15537	176729	352675.90	108126
	Total Kumaon Mandal	50000	207100	337300.15	414	26464	311522	452929.90	231157
	Grand Total	100000	353322	492013.53	353	50975	593720	683400.15	440134

CREDIT FLOW TO AGRICULTURE SECTOR :
PROGRESS MADE UPTO THE MONTH OF 31ST MARCH 2020
FROM 01.04.2019 TO 31.03.2020

(₹ in Lacs)

S.No.	Name of the Bank	Nos. of Semi-Urban & Rural Brs.	Disbursement/Loans issued (1)					
			Crop Loan		Term Loan		Total Loan	
			No.	Amt.	No.	Amt.	No.	Amt.
1	Dehradun	272	23695	22501.38	23085	53229.87	46780	75731.25
2	Uttarkashi	64	19364	14113.76	1780	1583.31	21144	15697.07
3	Hardwar	153	71669	97705.93	47154	42089.95	118823	139795.88
4	Tehri	134	12498	6562.27	5306	4890.26	17804	11452.53
5	Pauri	197	5384	3271.11	6263	7788.86	11647	11059.97
6	Chamoli	95	5142	3735.18	958	1782.27	6100	5517.45
7	Rudra Prayag	55	8470	6823.75	1351	1222.63	9821	8046.38
	Total Garhwal Mandal	970	146222	154713.38	85897	112587.15	232119	267300.53
8	Almora	141	18788	9471.57	8880	2929.46	27668	12401.03
9	Bageshwar	51	7391	3959.56	1407	1314.20	8798	5273.76
10	Pithoragarh	104	20269	11672.46	2684	3250.20	22953	14922.66
11	Champawat	58	8767	6582.96	1439	1400.40	10206	7983.36
12	Nainital	170	39305	42768.27	10198	30327.07	49503	73095.34
13	USNagar	246	112580	262845.33	48981	165532.84	161561	428378.17
	Total Kumaon Mandal	770	207100	337300.15	73589	204754.17	280689	542054.32
	Grand Total	1740	353322	492013.53	159486	317341.32	512808	809354.85

ADVANCES TO M.S.M.E SECTOR
POSITION AS ON 31ST MARCH 2020

(₹ in Crores)

S.No.	Name of the District	Total Micro & Small Enterprise				Credit to Medium Enterprises			
		Manufacturing Sector		Service Sector		Manufacturing Sector		Service Sector	
		No.	Amt.	No.	Amt.	No.	Amt.	No.	Amt.
1	Dehradun	11626	815.06	59603	3629.30	75	71.05	437	237.85
2	Uttarkashi	3742	61.76	6418	234.52	0	0.00	1	0.05
3	Hardwar	9520	960.77	53902	1573.82	136	180.02	175	136.53
4	Tehri	1184	41.27	6171	216.19	0	0.00	917	38.25
5	Pauri	4168	187.17	8764	287.82	2	0.35	12	6.88
6	Chamoli	1648	36.63	4703	129.14	0	0.00	153	4.72
7	Rudra Prayag	823	17.87	2952	71.39	1	0.02	104	0.57
	Total Garhwal Mandal	32711	2120.54	142513	6142.18	214	251.44	1799	424.85
8	Almora	2021	70.03	9284	268.17	7	0.11	16	3.68
9	Bageshwar	1536	35.64	3601	88.52	0	0.00	70	3.91
10	Pithoragarh	2459	52.24	7148	259.13	1	0.01	10	1.59
11	Champawat	671	16.63	4634	162.31	2	0.04	5	3.90
12	Nainital	4727	406.87	30785	1355.68	14	35.58	98	24.96
13	USNagar	7192	979.14	61438	1670.46	471	198.54	2126	98.89
	Total Kumaon Mandal	18606	1560.55	116890	3804.27	495	234.29	2325	136.93
14	Grand Total	51317	3681.08	259403	9946.45	709	485.73	4124	561.78

Contd.

(₹ in Crores)

S. No.	Name of the District	Total Manufacturing Sector		Total Service Sector		Total M.S.M.E	
		No.	Amt.	No.	Amt.	No.	Amt.
1	Dehradun	11701	886.11	60040	3867.15	71741	4753.26
2	Uttarkashi	3742	61.76	6419	234.57	10161	296.33
3	Hardwar	9656	1140.79	54077	1710.35	63733	2851.14
4	Tehri	1184	41.27	7088	254.44	8272	295.71
5	Pauri	4170	187.52	8776	294.70	12946	482.22
6	Chamoli	1648	36.63	4856	133.86	6504	170.49
7	Rudra Prayag	824	17.89	3056	71.96	3880	89.85
	Total Garhwal Mandal	32925	2371.98	144312	6567.03	177237	8939.01
8	Almora	2028	70.14	9300	271.85	11328	341.99
9	Bageshwar	1536	35.64	3671	92.43	5207	128.07
10	Pithoragarh	2460	52.25	7158	260.72	9618	312.97
11	Champawat	673	16.67	4639	166.21	5312	182.88
12	Nainital	4741	442.45	30883	1380.64	35624	1823.09
13	USNagar	7663	1177.68	63564	1769.35	71227	2947.03
	Total Kumaon Mandal	19101	1794.83	119215	3941.20	138316	5736.04
	Grand Total	52026	4166.81	263527	10508.23	315553	14675.04

PROGRESS OF MUDRA LOAN UNDER PMMY

FROM 01.04.2019 TO 31.03.2020

(₹ in Lacs)

S. No.	Name of the District	SHISHU UPTO 50000/-									
		Manufacturing		Trading		Service		Agriculture Allied Activities		Total	
		No.	Amt.	No.	Amt.	No.	Amt.	No.	Amt.	No.	Amt.
1	Dehradun	890	291.00	17006	4693.33	11678	2801.92	5245	1400.36	34819	9186.61
2	Uttarkashi	12	3.88	1545	401.25	450	83.42	235	63.75	2242	552.30
3	Hardwar	2180	639.44	16661	5571.25	11203	3146.84	13263	3858.16	43307	13215.69
4	Tehri	2	0.70	1513	453.64	840	195.31	251	107.93	2606	757.58
5	Pauri	59	29.93	1958	560.09	732	191.86	389	143.71	3138	925.59
6	Chamoli	31	11.35	1568	353.14	438	199.19	118	43.94	2155	607.62
7	Rudra Prayag	5	2.20	1362	305.12	380	133.58	48	14.93	1795	455.83
	Total Garhwal Mandal	3179	978.50	41613	12337.82	25721	6752.12	19549	5632.78	90062	25701.22
8	Almora	94	31.67	1532	559.39	450	183.15	336	142.08	2412	916.29
9	Bageshwar	35	8.59	1581	398.95	352	140.43	251	62.17	2219	610.14
10	Pithoragarh	93	41.20	1958	370.79	308	136.89	305	75.56	2664	624.44
11	Champawat	61	9.14	1838	359.17	392	131.83	251	40.93	2542	541.07
12	Nainital	834	236.08	4305	1512.64	5172	1584.12	1491	466.20	11802	3799.04
13	USNagar	1364	492.57	5023	1770.88	12834	4005.65	6504	1763.56	25725	8032.66
	Total Kumaon Mandal	2481	819.25	16237	4971.82	19508	6182.07	9138	2550.50	47364	14523.64
	Grand Total	5660	1797.75	57850	17309.64	45229	12934.19	28687	8183.28	137426	40224.86

PROGRESS OF MUDRA LOAN UNDER PMMY
FROM 01.04.2019 TO 31.03.2020

(₹ in Lacs)

S. No.	Name of the District	KISHORE ABOVE 50 K UPTO 5 LAC									
		Manufacturing		Trading		Service		Agriculture Allied Activities		Total	
		No.	Amt.	No.	Amt.	No.	Amt.	No.	Amt.	No.	Amt.
1	Dehradun	445	1263.20	3538	6436.63	9122	18236.91	1110	2462.02	14215	28398.76
2	Uttarkashi	32	48.38	149	398.90	362	1184.17	173	170.49	716	1801.94
3	Hardwar	372	854.40	3130	5308.26	5015	11699.07	517	1024.64	9034	18886.37
4	Tehri	90	210.99	257	703.29	446	1311.14	353	367.61	1146	2593.03
5	Pauri	117	382.17	466	1076.95	822	2190.88	457	450.37	1862	4100.37
6	Chamoli	91	245.54	357	814.54	543	1227.39	383	398.21	1374	2685.68
7	Rudra Prayag	75	217.59	130	247.47	370	1025.59	171	178.30	746	1668.95
	Total Garhwal Mandal	1222	3222.27	8027	14986.04	16680	36875.15	3164	5051.64	29093	60135.10
8	Almora	95	299.93	476	773.84	754	1744.31	233	281.35	1558	3099.43
9	Bageshwar	88	145.88	114	181.31	246	621.17	95	157.09	543	1105.45
10	Pithoragarh	195	323.92	580	1370.91	2088	5998.92	387	493.38	3250	8187.13
11	Champawat	207	466.29	404	786.92	658	1551.36	153	221.77	1422	3026.34
12	Nainital	237	390.49	2127	5042.25	1481	5803.70	608	1062.52	4453	12298.96
13	USNagar	393	902.18	2515	3522.26	5428	11255.83	717	1311.40	9053	16991.67
	Total Kumaon Mandal	1215	2528.69	6216	11677.49	10655	26975.29	2193	3527.51	20279	44708.98
	Grand Total	2437	5750.96	14243	26663.53	27335	63850.44	5357	8579.15	49372	104844.08

PROGRESS OF MUDRA LOAN UNDER PMMY
FROM 01.04.2019 TO 31.03.2020

(₹ in Lacs)

S. No.	Name of the District	TARUN ABOVE 5 LAC UPTO 10 LAC									
		Manufacturing		Trading		Service		Agriculture Allied Activities		Total	
		No.	Amt.	No.	Amt.	No.	Amt.	No.	Amt.	No.	Amt.
1	Dehradun	324	2244.84	977	6774.44	1423	13193.46	49	375.61	2773	22588.35
2	Uttarkashi	4	31.45	66	470.96	89	903.96	2	20.00	161	1426.37
3	Hardwar	146	1655.33	687	5105.83	1327	9414.96	28	177.64	2188	16353.76
4	Tehri	33	220.76	64	543.10	324	3126.07	4	32.00	425	3921.93
5	Pauri	51	405.41	104	795.38	197	1757.35	10	64.94	362	3023.08
6	Chamoli	14	83.88	26	206.16	60	517.87	3	25.33	103	833.24
7	Rudra Prayag	12	74.77	24	151.70	68	538.43	1	5.20	105	770.10
	Total Garhwal Mandal	584	4716.44	1948	14047.57	3488	29452.10	97	700.72	6117	48916.83
8	Almora	74	492.05	61	442.97	155	895.75	3	18.31	293	1849.08
9	Bageshwar	11	84.18	13	92.45	66	583.45	1	6.00	91	766.08
10	Pithoragarh	27	195.25	240	2603.65	378	2561.69	2	14.20	647	5374.79
11	Champawat	17	135.88	46	331.33	247	1522.21	3	20.75	313	2010.17
12	Nainital	74	854.91	575	5100.31	815	5830.88	23	121.59	1487	11907.69
13	USNagar	370	3077.69	846	6781.06	1925	18056.49	58	532.31	3199	28447.55
	Total Kumaon Mandal	573	4839.96	1781	15351.77	3586	29450.47	90	713.16	6030	50355.36
	Grand Total	1157	9556.40	3729	29399.34	7074	58902.57	187	1413.88	12147	99272.19

PROGRESS OF MUDRA LOAN UNDER PMMY
FROM 01.04.2019 TO 31.03.2020

(₹ in Lacs)

S. No.	Name of the District	All Total MUDRA									
		Manufacturing		Trading		Service		Agriculture Allied Activities		Total	
		No.	Amt.	No.	Amt.	No.	Amt.	No.	Amt.	No.	Amt.
1	Dehradun	1659	3799.04	21521	17904.40	22223	34232.29	6404	4237.99	51807	60173.72
2	Uttarkashi	48	83.71	1760	1271.11	901	2171.55	410	254.24	3119	3780.61
3	Hardwar	2698	3149.17	20478	15985.34	17545	24260.87	13808	5060.44	54529	48455.82
4	Tehri	125	432.45	1834	1700.03	1610	4632.52	608	507.54	4177	7272.54
5	Pauri	227	817.51	2528	2432.42	1751	4140.09	856	659.02	5362	8049.04
6	Chamoli	136	340.77	1951	1373.84	1041	1944.45	504	467.48	3632	4126.54
7	Rudra Prayag	92	294.56	1516	704.29	818	1697.60	220	198.43	2646	2894.88
	Total Garhwal Mandal	4985	8917.21	51588	41371.43	45889	73079.37	22810	11385.14	125272	134753.15
8	Almora	263	823.65	2069	1776.20	1359	2823.21	572	441.74	4263	5864.80
9	Bageshwar	134	238.65	1708	672.71	664	1345.05	347	225.26	2853	2481.67
10	Pithoragarh	315	560.37	2778	4345.35	2774	8697.50	694	583.14	6561	14186.36
11	Champawat	285	611.31	2288	1477.42	1297	3205.40	407	283.45	4277	5577.58
12	Nainital	1145	1481.48	7007	11655.20	7468	13218.70	2122	1650.31	17742	28005.69
13	USNagar	2127	4472.44	8384	12074.20	20187	33317.97	7279	3607.27	37977	53471.88
	Total Kumaon Mandal	4269	8187.90	24234	32001.08	33749	62607.83	11421	6791.17	73673	109587.98
	Grand Total	9254	17105.11	75822	73372.51	79638	135687.20	34231	18176.31	198945	244341.13

POSITION OF PENDING RECOVERY CERTIFICATES
AS ON 31ST MARCH 2020

(₹ in Lacs)

S. No.	Name of the City	RCs Pending					
		Less than 1 Year		1 Year to 3 Years		3 Years to 5 Years	
		No.	Amt.	No.	Amt.	No.	Amt.
1	Dehradun	947	1385.76	878.00	846.01	917	669.98
2	Uttarkashi	1498	1317.65	1033.00	962.64	1307	647.72
3	Hardwar	3946	5861.01	6356.00	8693.18	391	333.73
4	Tehri	599	1142.88	351.00	227.88	219	124.59
5	Pauri	2178	1621.39	289.00	112.26	30	17.85
6	Chamoli	416	224.63	186.00	32.59	13	5.40
7	Rudra Prayag	2058	949.29	768.00	455.21	598	287.79
	Total Garhwal Mandal	11642	12502.61	9861.00	11329.77	3475	2087.06
8	Almora	477	429.44	296.00	192.57	143	121.56
9	Bageshwar	164	196.22	355.00	420.00	47	34.97
10	Pithoragarh	739	880.69	1316.00	839.73	455	288.08
11	Champawat	253	368.69	282.00	211.66	957	82.41
12	Nainital	419	741.37	491.00	841.05	197	208.62
13	USNagar	3428	10559.43	4432.00	12546.04	618	2008.76
	Total Kumaon Mandal	5480	13175.84	7172	15051.05	2417	2744.40
	Grand Total	17122	25678.45	17033	26380.82	5892	4831.46

**POSITION OF PENDING RECOVERY CERTIFICATES
AS ON 31ST MARCH 2020**

(₹ in Lacs)

S. No.	Name of the City			Total RCs Pending		Recovery against RC 01.04.2019 to 31.03.2020		Recovery %
		More than 5 Years		No.	Amt.	No.	Amt.	
		No.	Amt.					
1	Dehradun	583	524.83	3325	3427	581	434.17	12.67
2	Uttarkashi	1556	1413.71	5394	4342	257	150.99	3.48
3	Hardwar	264	531.65	10957	15420	1448	2001.61	12.981
4	Tehri	54	57.57	1223	1553	255	140.12	9.02
5	Pauri	10	20.35	2507	1772	332	277.09	15.64
6	Chamoli	62	43.84	677	306	75	11.32	3.69
7	Rudra Prayag	1226	1226.00	4650	2918	179	33.28	1.14
	Total Garhwal Mandal	3755	3817.95	28733	29737.39	3127	3048.58	10.2517
8	Almora	124	58.58	1040	802	246	75.47	9.41
9	Bageshwar	48	40.50	614	692	66	28.62	4.14
10	Pithoragarh	276	100.55	2786	2109	206	122.67	5.82
11	Champawat	58	81.09	1550	744	93	44.61	6.00
12	Nainital	317	282.82	1424	2074	199	187.95	9.06
13	USNagar	480	778.71	8958	25893	1409	1792.56	6.92
	Total Kumaon Mandal	1303	1342.25	16372	32314	2219	2251.88	6.96884
	Grand Total	5058	5160.20	45105	62050.93	5346	5300.46	8.5421